


UNITED STATES ATTORNEYS

STATISTICAL REPORT

FISCAL YEAR 1962



*United States Department of Justice*

*October, 1962*

CONTENTS

---

UNITED STATES ATTORNEYS' STATISTICAL REPORT

- I. Remarks
- II. Charts and Graphs
- III. Tables

Prepared in the Statistical and Machine Services Section  
of the Administrative Division.

WORK HANDLED BY UNITED STATES ATTORNEYS' OFFICES  
DURING FISCAL YEAR 1962

CRIMINAL CASES

FILED - Criminal cases filed increased by 1,120 or 3.6 per cent to 31,911. About 56 per cent or 16,995 of these cases were in the following seven offenses.

|                                  | <u>Number</u> | <u>% of<br/>Total</u> |
|----------------------------------|---------------|-----------------------|
| National Motor Vehicle Theft     | 4,470         | 14.7                  |
| Liquor Laws                      | 3,457         | 11.4                  |
| Counterfeiting and Forgery       | 2,611         | 8.6                   |
| Postal Laws                      | 2,606         | 8.6                   |
| Narcotics                        | 1,650         | 5.4                   |
| National Stolen Property Act     | 1,170         | 3.8                   |
| Embezzlement                     | <u>1,031</u>  | <u>3.4</u>            |
| Sub-Total                        | 16,995        | 55.9                  |
| Total Cases Filed (less Rule 20) | 30,433        |                       |

Increases took place in 53 districts ranging from 259 in Southern Florida to 1 in Northern Georgia while decreases ranging from 206 in Southern California to 2 in both Northern Alabama and Northern Oklahoma occurred in 38 districts.

**TERMINATED** - Although less in number than cases filed the 31,017 terminated showed an increase of 708 or 2.3 per cent over fiscal year 1961's total of 30,309. Of the 31,017 cases, 22,817 (having 27,733 defendants) were closed after guilty pleas; 2,613 (involving 3,365 defendants) were found guilty after trial and 833 (with 1,403 defendants) not guilty.

**PENDING** - With 9,348 cases the pending criminal caseload as of June 30, 1962 showed an increase of 10.6 per cent over the 8,454\* cases pending at the close of the previous fiscal year. 7,790 were in a triable status while 1,558 cases were in a fugitive or other status beyond the control of United States Attorneys.

#### GRAND JURY PROCEEDINGS

Grand Jury Proceedings comprised of 15,285 indictments and 541 No True Bills amounted to 15,826 a rise of 4.8 per cent from the 15,100 such proceedings in fiscal year 1961.

#### CRIMINAL COMPLAINTS

**RECEIVED** - Complaints received in United States Attorneys' offices increased to 111,928, the largest number for the past 10 fiscal years and 4.1 per cent more than the 107,559\*\* received in fiscal year 1961. Southern California with 7,656 had the most complaints. Southern Florida with 4,642 and New Jersey with 3,989 were next highest.

\* Adjusted from 8,319 to reflect corrections reported by United States Attorneys.

\*\* Adjusted from 108,194 due to error in posting totals for Western Washington.

68,535 of the complaints were in the following eight offenses:

|                                  | <u>Number of<br/>Complaints</u> | <u>% of<br/>Total</u> |
|----------------------------------|---------------------------------|-----------------------|
| Counterfeiting and Forgery       | 10,052                          | 8.9                   |
| Fraud Against the Government     | 7,472                           | 6.7                   |
| Immigration Laws                 | 4,455                           | 3.9                   |
| Liquor Laws                      | 4,767                           | 4.3                   |
| National Motor Vehicle Theft Act | 15,633                          | 14.0                  |
| National Stolen Property Act     | 9,130                           | 8.2                   |
| Postal Laws                      | 5,298                           | 4.7                   |
| Selective Service                | <u>11,728</u>                   | <u>10.5</u>           |
| Sub-Total                        | 68,535                          | 61.2                  |
| All other                        | <u>43,393</u>                   | <u>38.8</u>           |
| Total                            | 111,928                         | 100.0                 |

CLOSED - 78,084 complaints were closed during fiscal year 1962 without reaching court dockets. Of this number 69,665 with 88,501 defendants were closed by declination of prosecution.

PENDING - Criminal complaints pending as of June 30, 1962 amounted to 11,959, a 16.6 per cent increase over the 10,255 pending as of June 30, 1961.

#### CIVIL SUITS

FILED - Civil suits filed by aggregating 25,242 reached an all time high in fiscal year 1962. This was 5.7 per cent more than the 23,877 filed in the previous fiscal year. A total of 47 districts had increases; one had the same number and 43 had decreases. Twelve districts with

filings ranging from 548 to 1,257 accounted for 43.1 per cent or 10,876 of the total cases filed. Negotiable instrument cases with 3,710 and Veterans' cases with 2,616 decreased by 212 and 256 cases respectively while Tax cases with 7,082 increased by 1,002.

**TERMINATED** - With 43 districts showing increases, civil suits terminated rose from 22,271 to 22,899 an increase of 2.8 per cent. Increases ranged from 233 in Southern Florida to 1 in Middle Tennessee while decreases ranged from 201 in Kansas to 1 in Maine and Eastern Louisiana. 1,142 of these cases were suits in which the government as defendant was sued for \$71,386,414. 598 of them involving \$27,070,865 were closed by compromises amounting to \$5,215,819 and 248 involving \$19,101,496 resulted in judgments against the government amounting to \$8,725,017. The remaining 242 suits involving \$25,214,053 were won by the Government thus bringing the savings to \$57,445,578 an increase of \$16,093,387 or 38.9 per cent over the \$41,352,191 saved in fiscal year 1961.

**PENDING** - The backlog of civil pending as of the close of the fiscal year again showed an increase over the number pending at the close of the previous fiscal year. As of June 30, 1962 civil suits pending rose to 22,919 an 11.4 per cent increase over the 20,576 pending as of June 30, 1961. 12,331 or 53.8 per cent were in 18 districts with caseloads ranging from 405 in Eastern Michigan to 1,195 in Southern Florida. Tax Lien cases amounting to 4,385 comprised 19.1 per cent of the total. Lands cases including 3,071 Condemnation cases aggregated 3,639 or 15.9 per cent of the total.

### CIVIL MATTERS

**RECEIVED** - Civil matters received reached an all time high of 35,143 and thus showed an increase of 6.9 per cent over the 32,888 received in fiscal year 1961. Negotiable instrument matters with 7,438 and Veterans' matters with 4,176 comprised 21.2 per cent and 11.9 per cent of the total respectively. 11,974 or 34.1 per cent of the total were in 8 districts having totals ranging from 1,122 in New Jersey to 2,511 in Eastern New York.

**TERMINATED** - Civil matters terminated without reaching court dockets amounted to 8,211 an increase of 231 over the previous fiscal year.

**PENDING** - 14,642 civil matters were pending as of June 30, 1962 as compared to 12,931 as of June 30, 1961. This is an increase of 1,711 or 13.2 per cent.

### COLLECTIONS

Collections for fiscal year 1962 exceeded \$50,000,000 for the first time in the history of the department as they amounted to \$52,686,047, an increase of 51.2 per cent over the \$34,837,720 collected in fiscal year 1961. This total is \$10,651,259 more than the previous high set in fiscal year 1956 when \$42,034,788 was collected. This year's amount represents a return of \$3.61 for each dollar of the \$14,613,400 appropriated for United States Attorneys' offices for the year ending June 30, 1962.

### PERSONNEL

During the year United States Attorneys' employment averaged 1,581 employees; 641 employees were appointed and 477 separated a net gain

of 164 employees, and 1,642 employees were on the rolls as of June 30, 1962. Cases handled per Assistant United States Attorney increased from 144 in fiscal year 1961 to 149.4 in the current fiscal year while cases terminated rose from 93.1 to 93.5.



## II

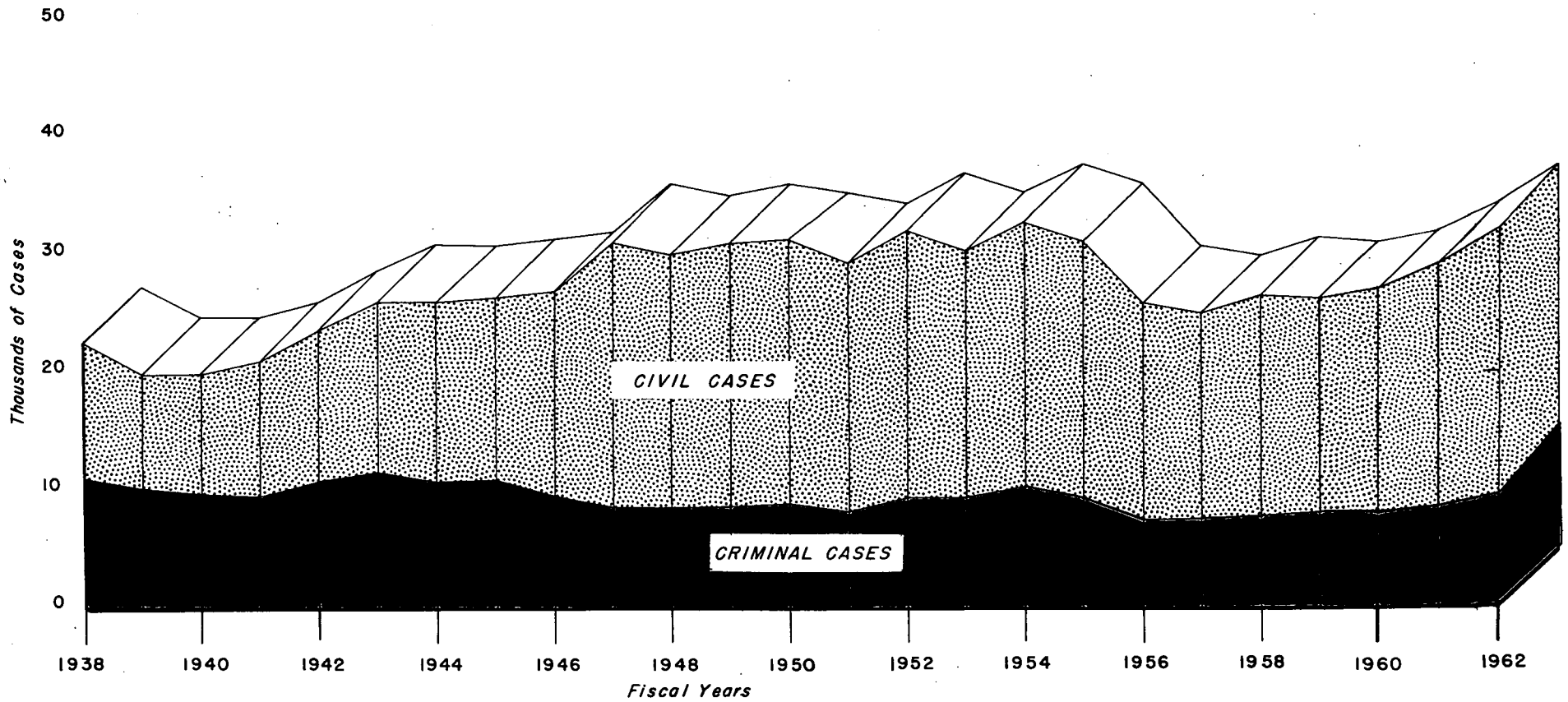
### INDEX TO CHARTS

#### Chart Number

- 1 - Total Cases Pending - Fiscal Year 1938 - 1962
- 2 - Criminal Cases Pending - Fiscal Year 1955 - 1962
- 3 - Criminal Cases Pending - June 30, 1962 Indicating Districts With Largest Caseload
- 4 - Criminal Cases Pending by Major Offense - June 30, 1962
- 5 - Age of Criminal Cases Pending - June 30, 1962
- 6 - Criminal Cases Filed - Fiscal Year 1955 - 1962
- 7 - Criminal Cases Filed by Major Offense - Fiscal Year 1944 - 1962
- 8 - Proceedings Before Grand Jury - Fiscal Year 1955 - 1962
- 9 - Criminal Cases Terminated - Fiscal Year 1955 - 1962
- 10 - Trials in Criminal Cases - Fiscal Year 1955 - 1962
- 11 - Civil Cases Pending - Fiscal Year 1955 - 1962
- 12 - Civil Cases Pending - June 30, 1962 Indicating Districts With Largest Caseload
- 13 - Civil Suits Pending by Cause of Action - June 30, 1962
- 14 - Age of Civil Suits Pending - June 30, 1962
- 15 - Civil Cases Filed - Fiscal Year 1955 - 1962
- 16 - Civil Matters Received - Fiscal Year 1955 - 1962
- 17 - Civil Cases Terminated - Fiscal Year 1955 - 1962
- 18 - United States Attorneys Appropriations and Collections Fiscal Year 1955 - 1962
- 19 - Accessions and Separations United States Attorneys' Offices - Fiscal Year 1955 - 1962
- 20 - Average Number of Personnel United States Attorneys' Offices - Fiscal Year 1955 - 1962

# CHART NO. 1

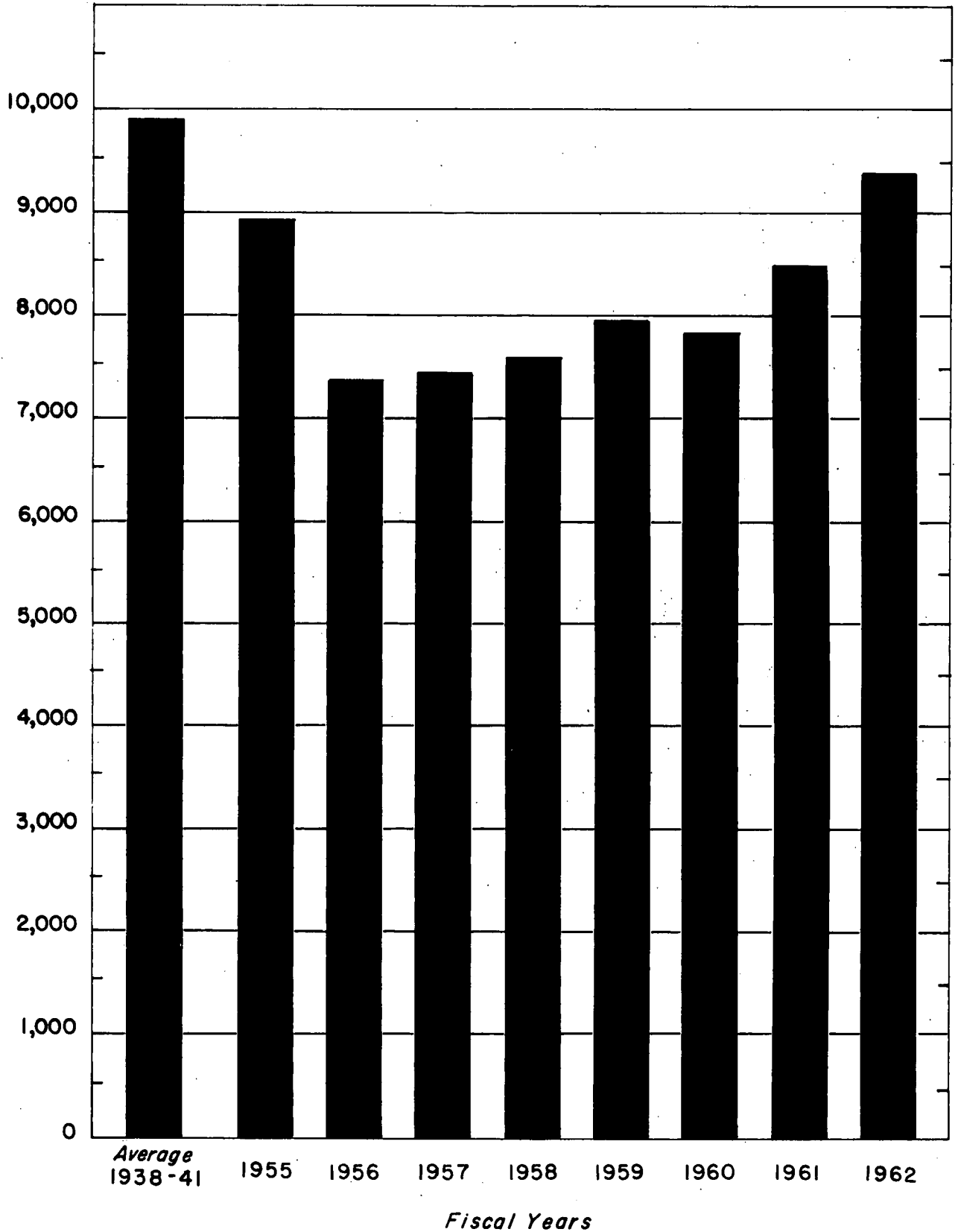
## CASES PENDING IN UNITED STATES ATTORNEYS' OFFICES



# CHART NO. 2

## CRIMINAL CASES PENDING

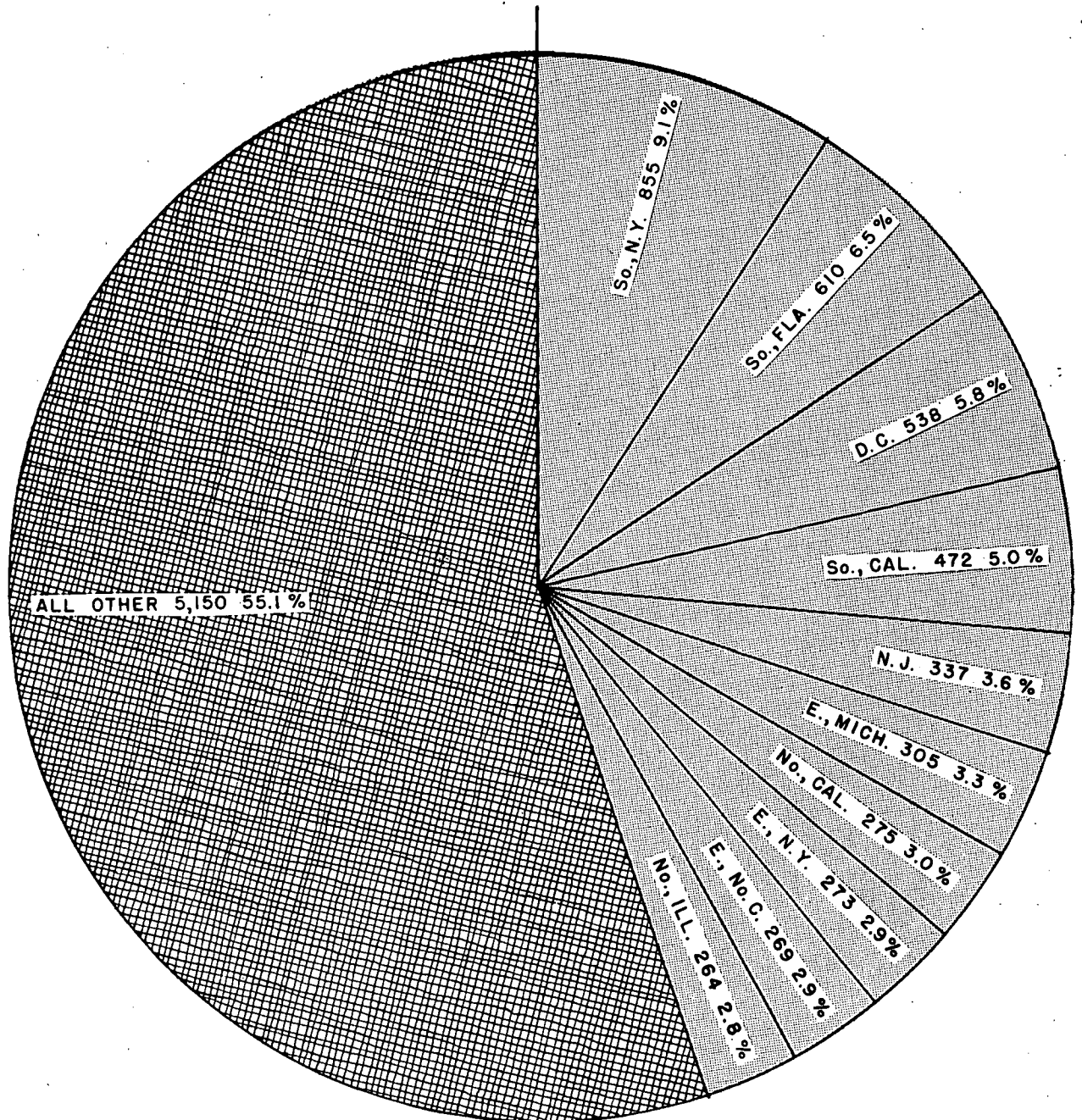
*Thousands of Cases*



# CHART NO. 3

## CRIMINAL CASES PENDING AS OF JUNE 30, 1962

TOTAL 9,348 CASES

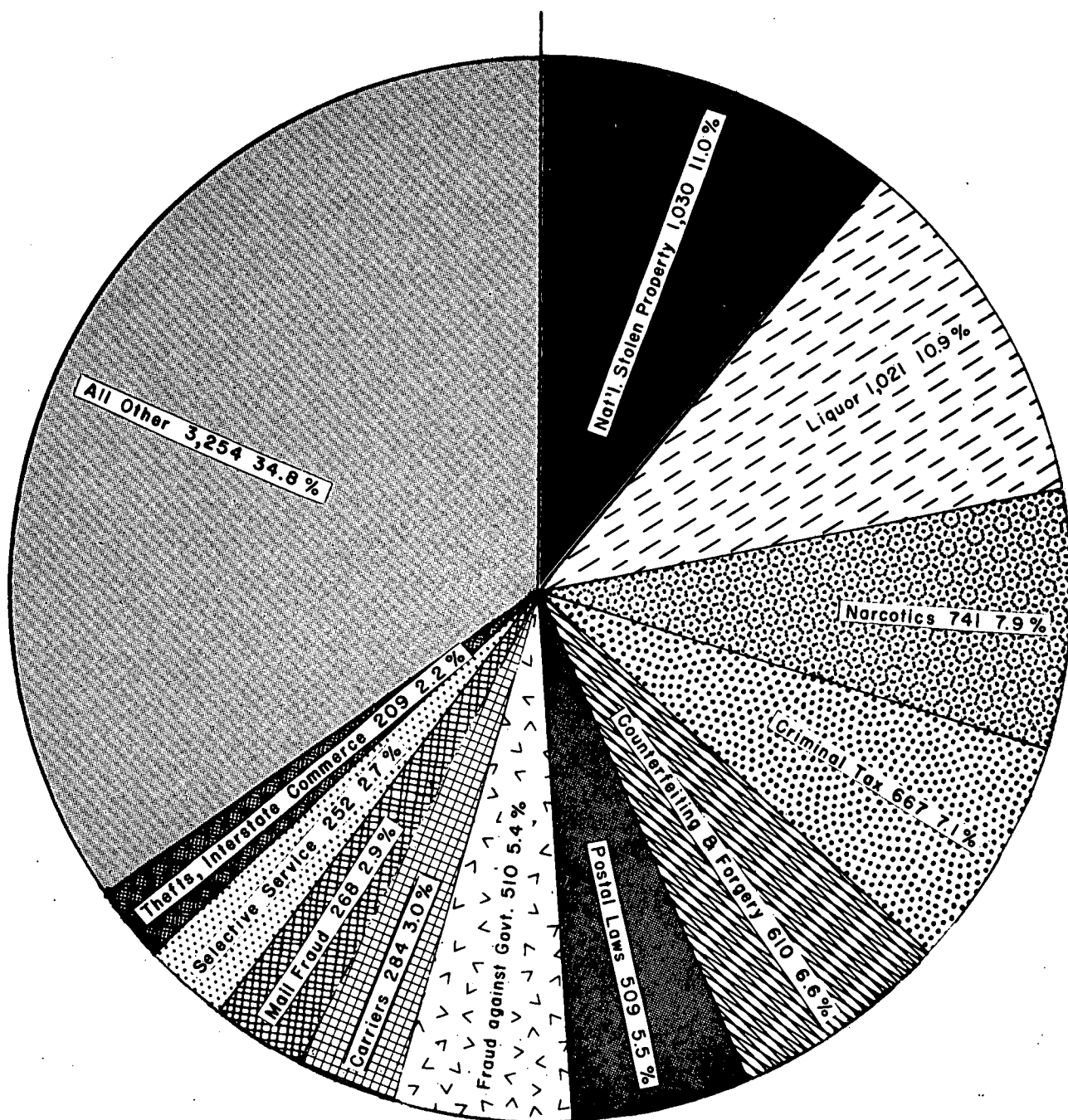


# CHART NO. 4

## CRIMINAL CASES PENDING BY OFFENSE

AS OF JUNE 30, 1962

TOTAL 9,348 CASES



# CHART NO. 5

AGE OF CRIMINAL CASES PENDING AS OF JUNE 30, 1962  
TOTAL 9,348 CASES

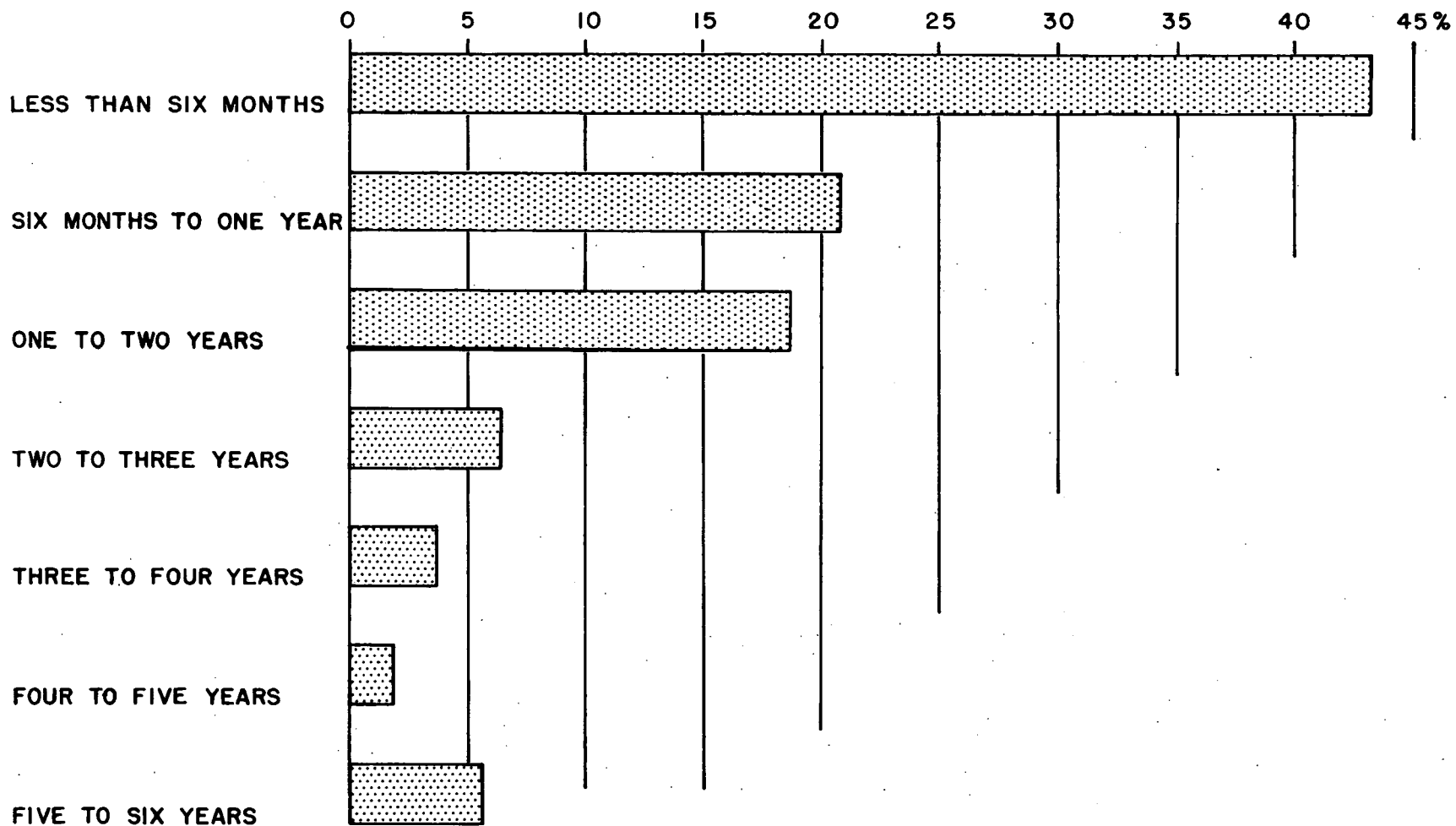
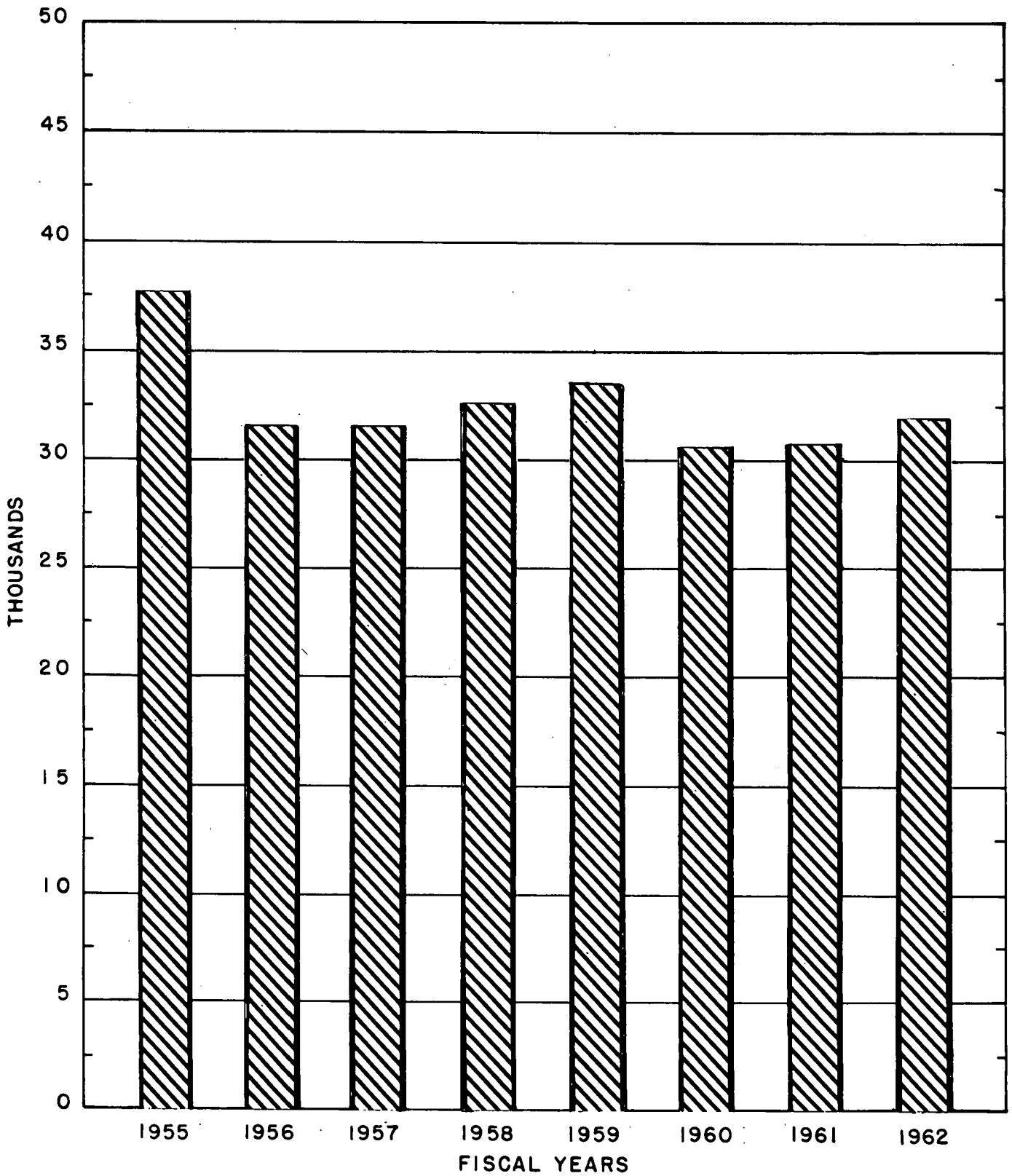


CHART NO. 6  
CRIMINAL CASES FILED

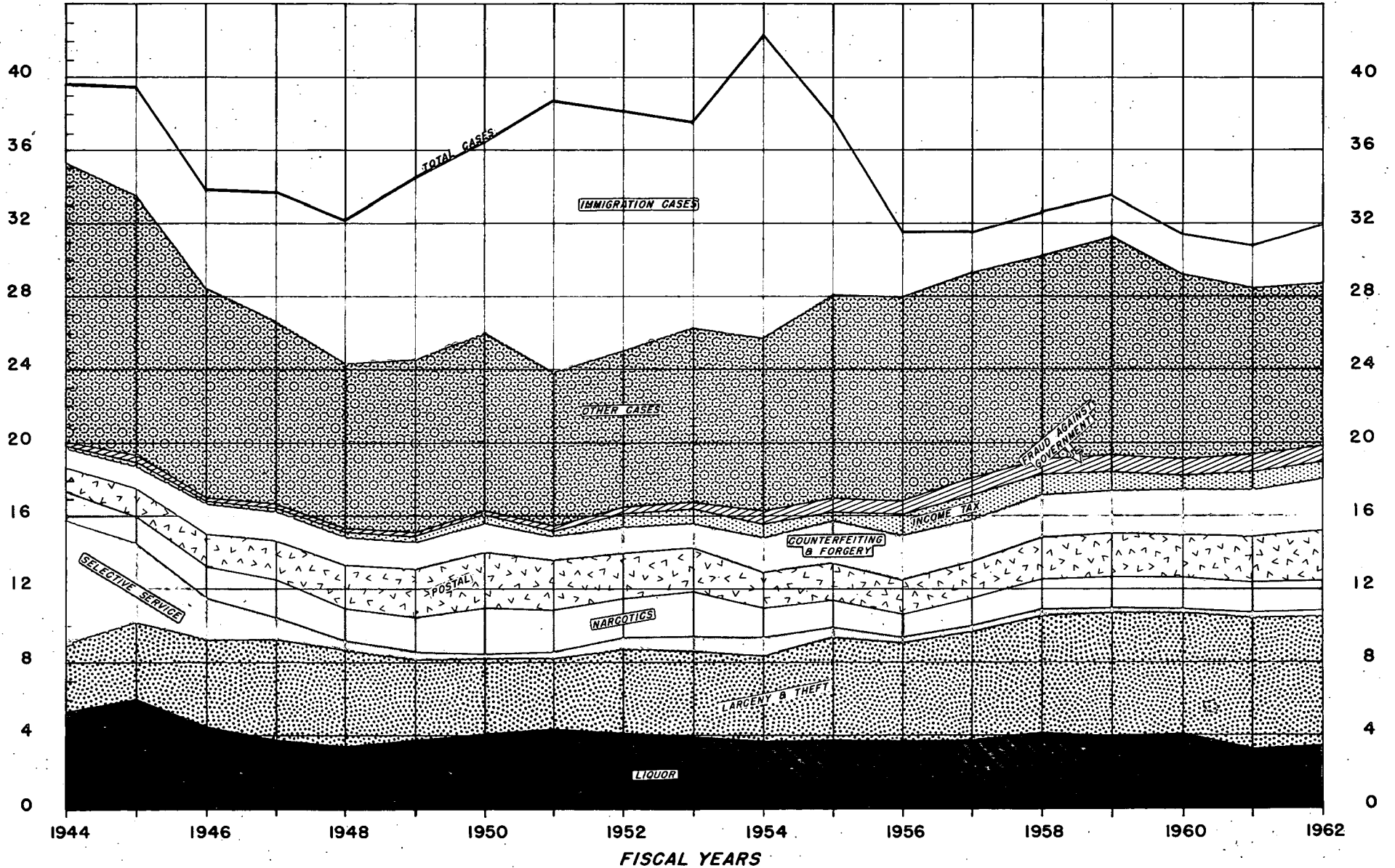


# CHART NO. 7

## CRIMINAL CASES FILED

THOUSANDS

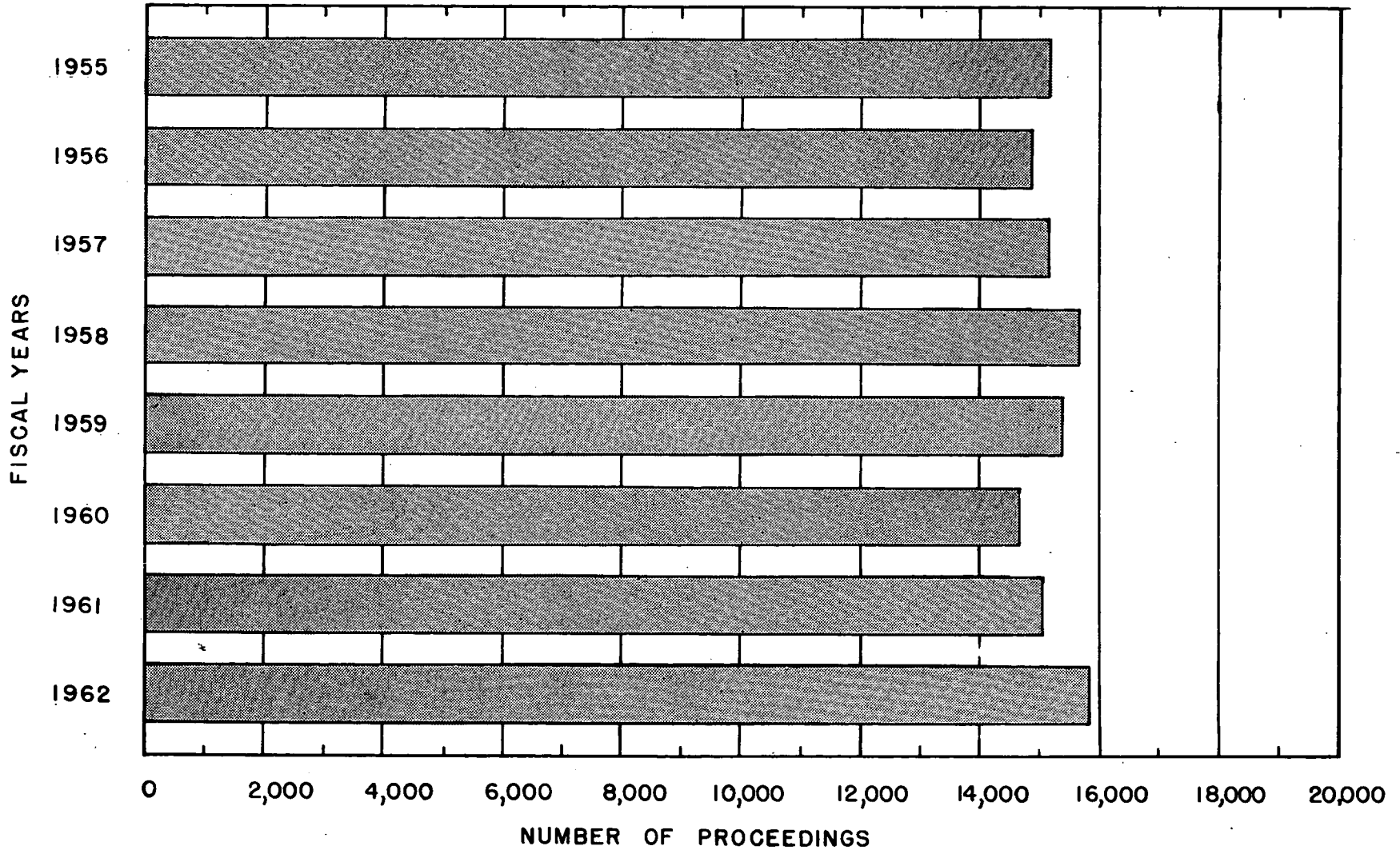
THOUSANDS





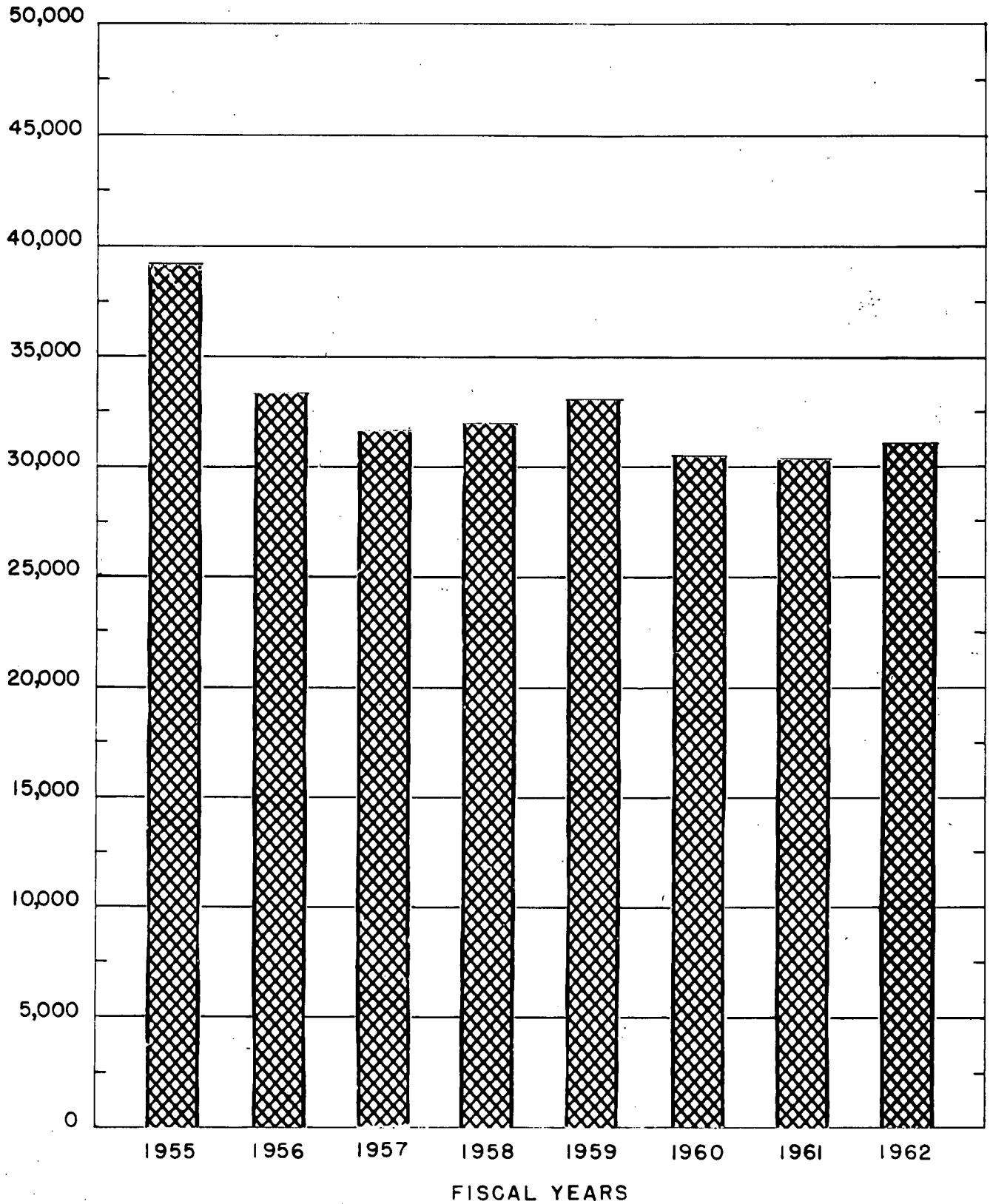
# CHART NO. 8

## PROCEEDINGS BEFORE GRAND JURY



# CHART NO. 9

## CRIMINAL CASES TERMINATED



# CHART NO. 10

## TRIALS IN CRIMINAL CASES


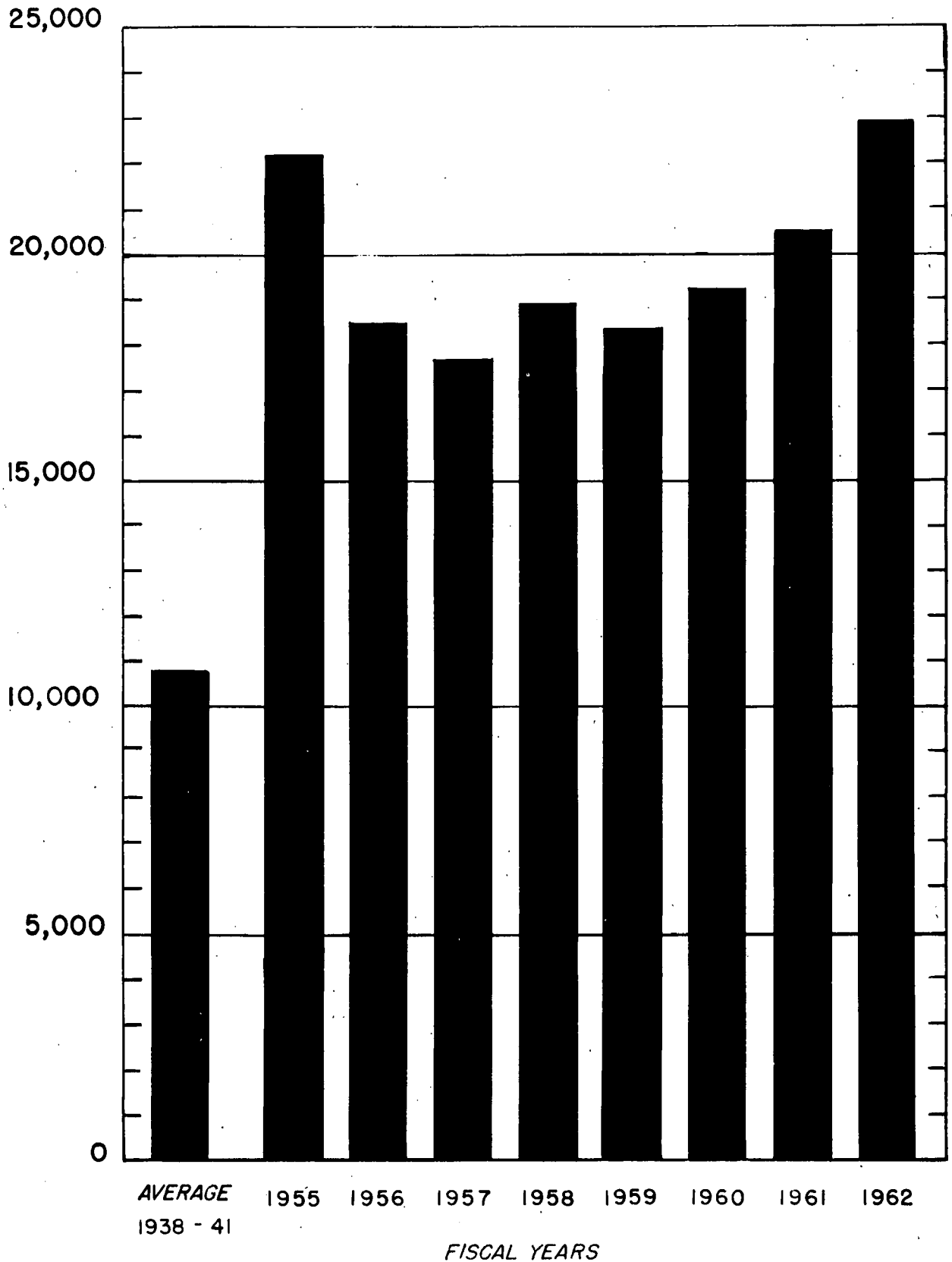


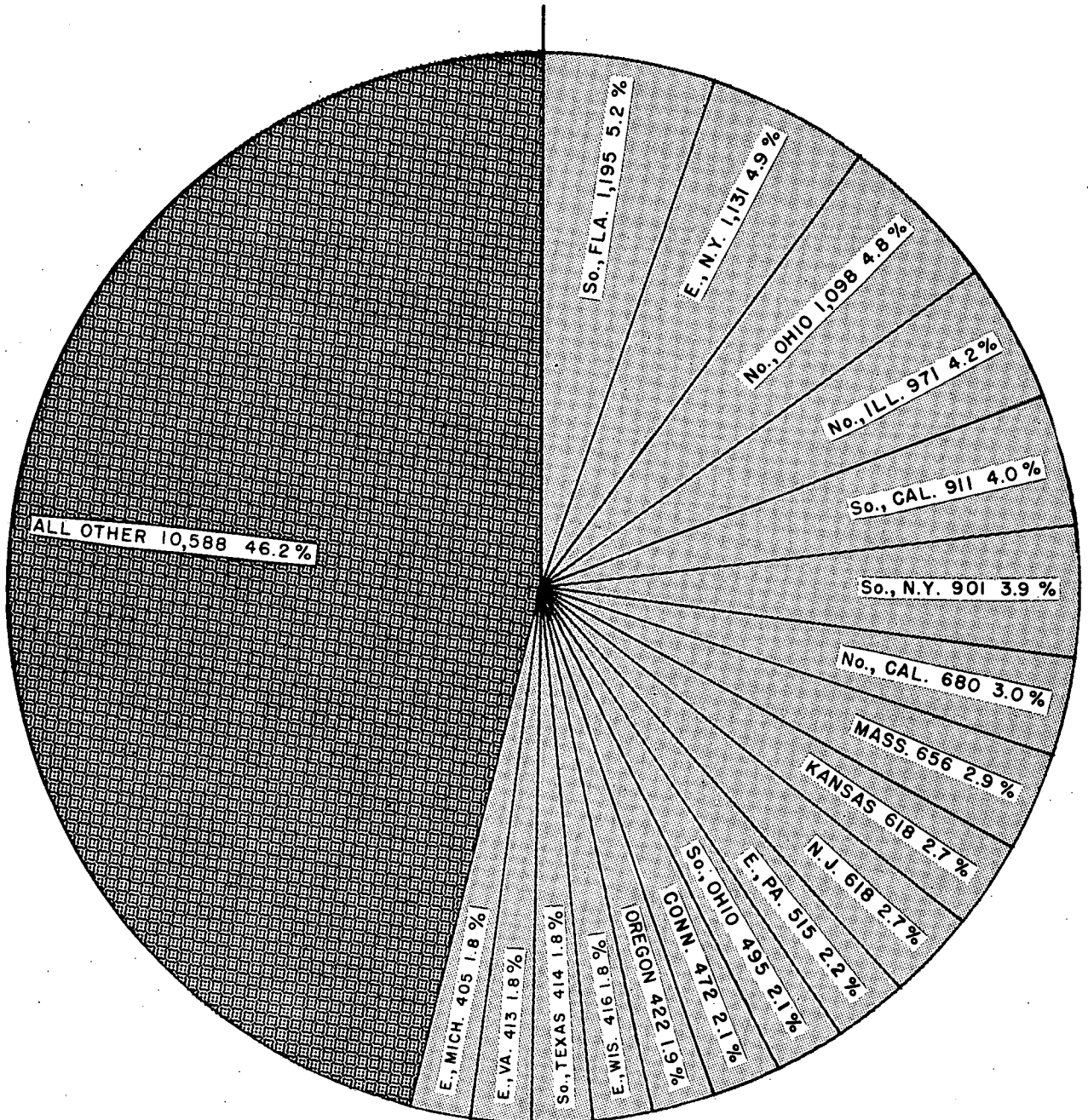
CHART NO. II  
U. S. CIVIL SUITS PENDING



# CHART NO.12

## CIVIL SUITS PENDING AS OF JUNE 30, 1962

TOTAL 22,919 SUITS

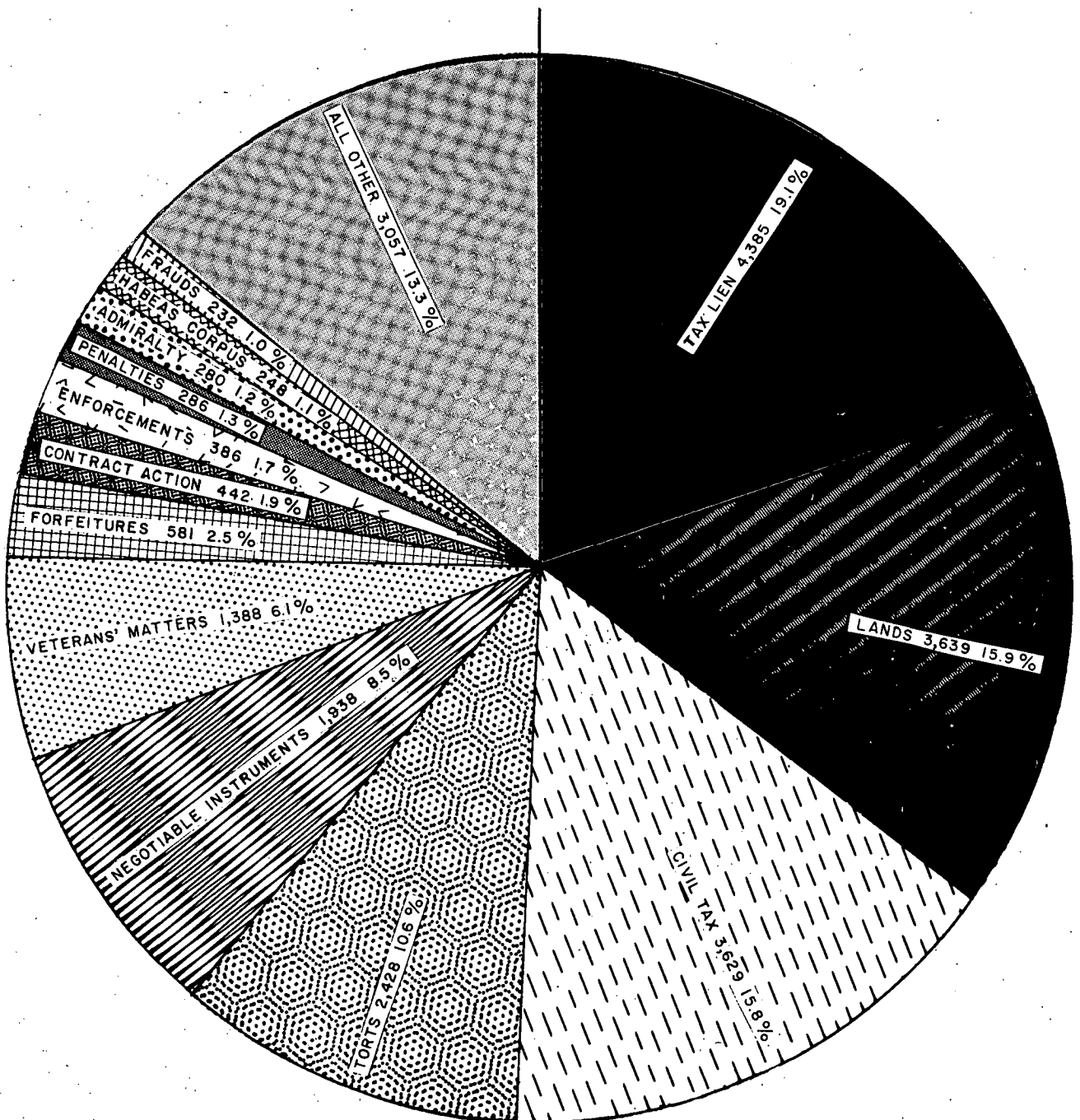


# CHART NO. 13

## CIVIL SUITS PENDING BY CAUSE OF ACTION

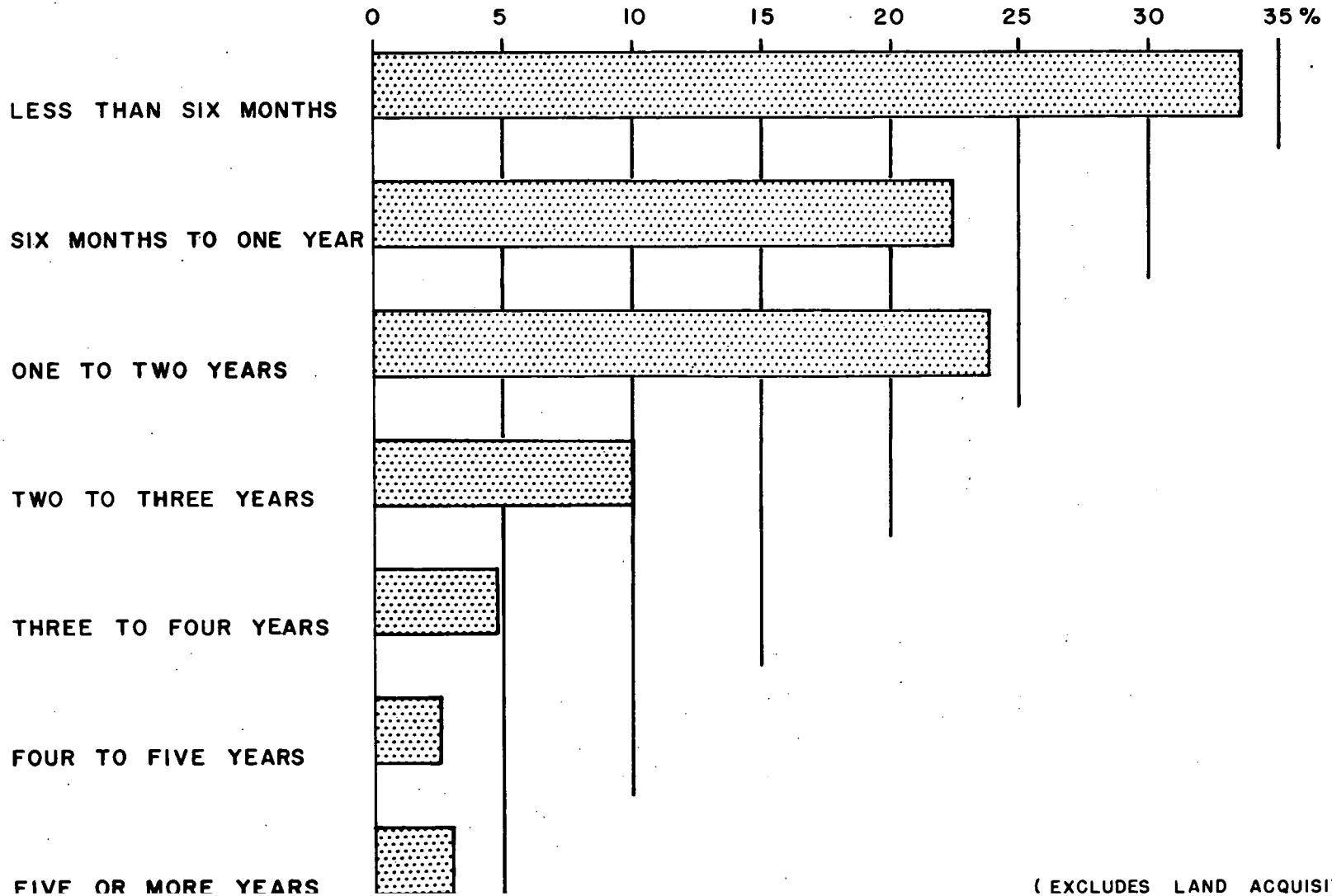
AS OF JUNE 30, 1962

TOTAL 22,919 SUITS



# CHART NO. 14


## AGE OF CIVIL SUITS PENDING AS OF JUNE 30, 1962 TOTAL 19,848 SUITS



( EXCLUDES LAND ACQUISITION )

# CHART NO. 15

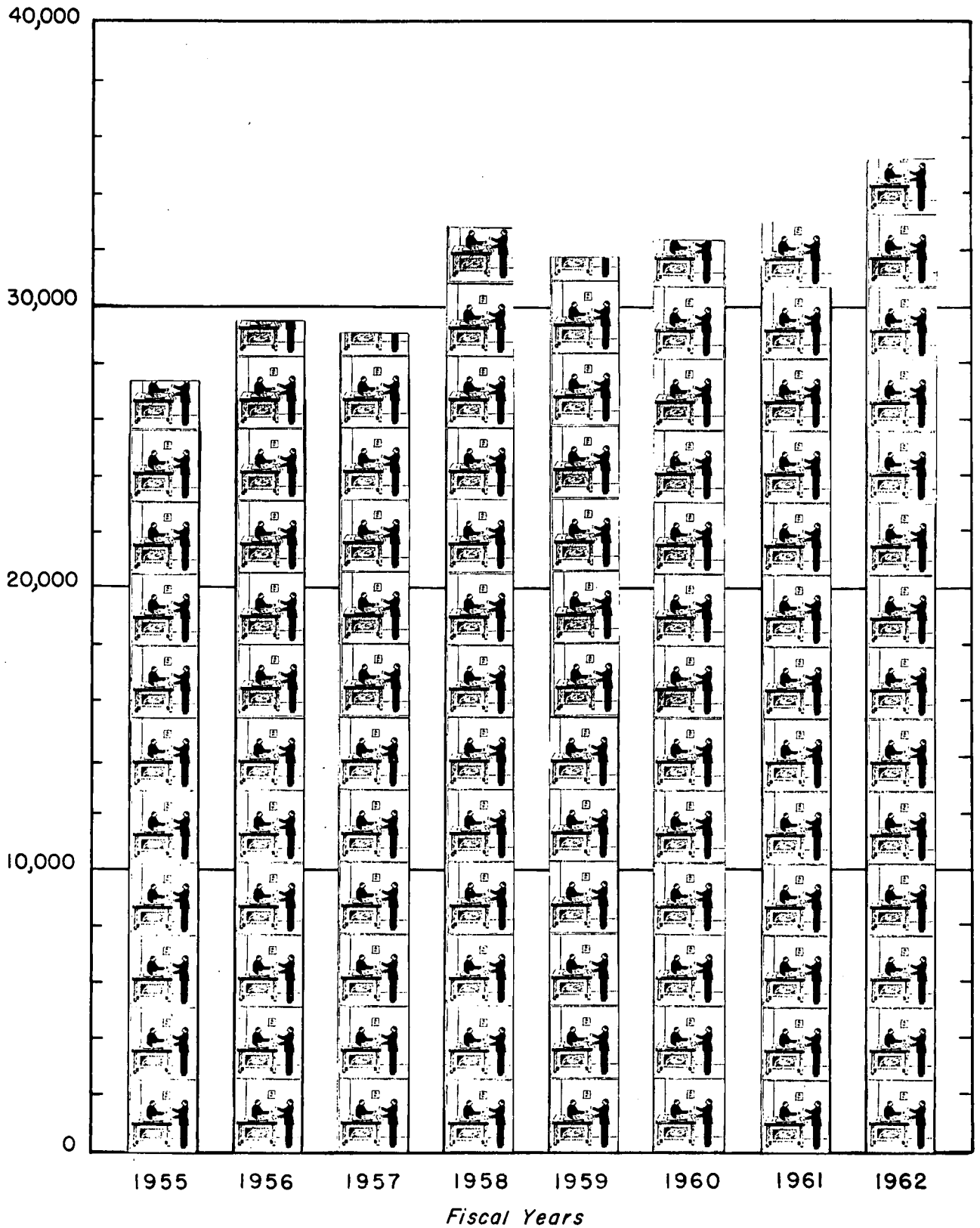
## CIVIL CASES FILED





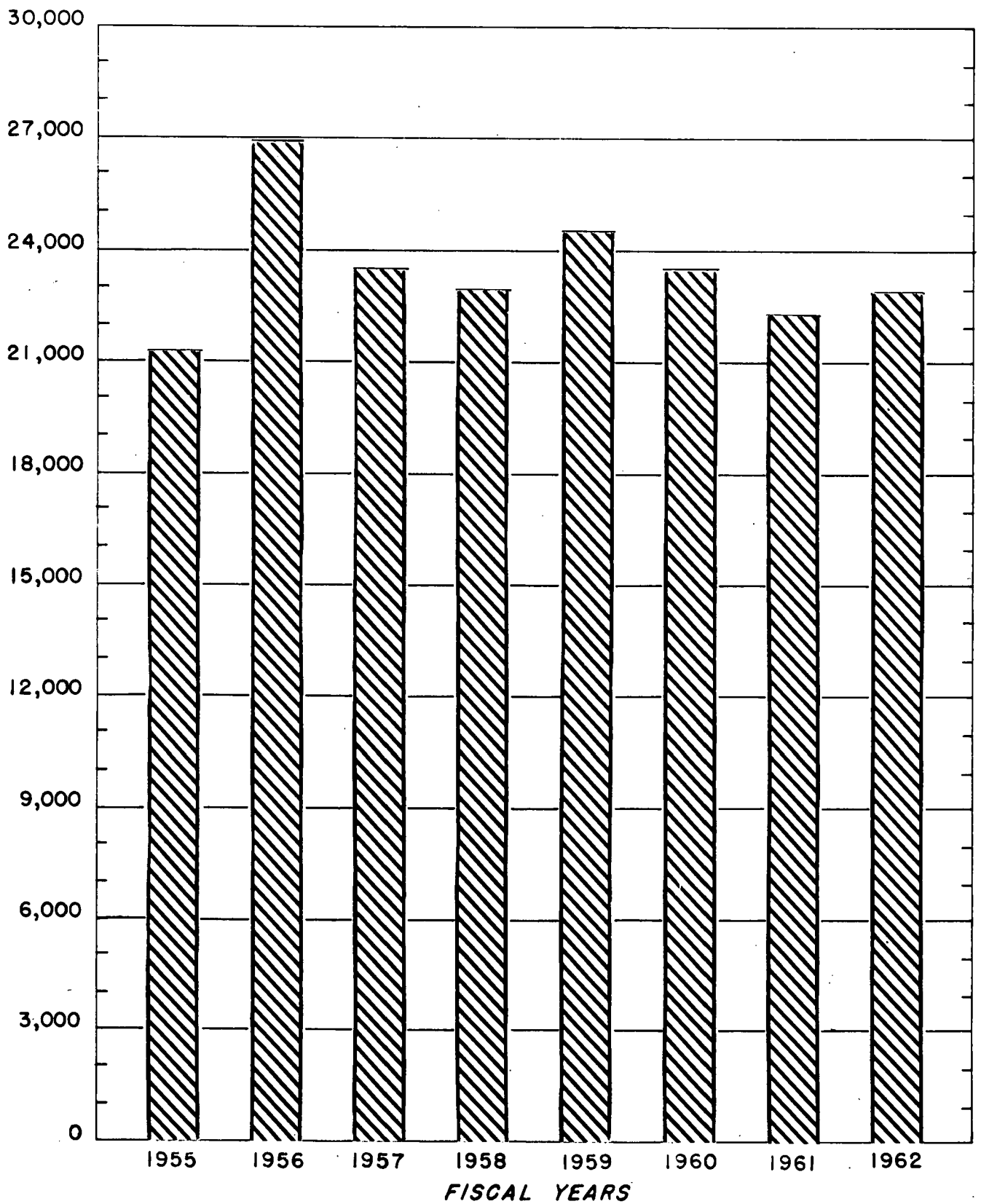
# CHART NO. 16

## CIVIL MATTERS RECEIVED



# CHART NO. 17

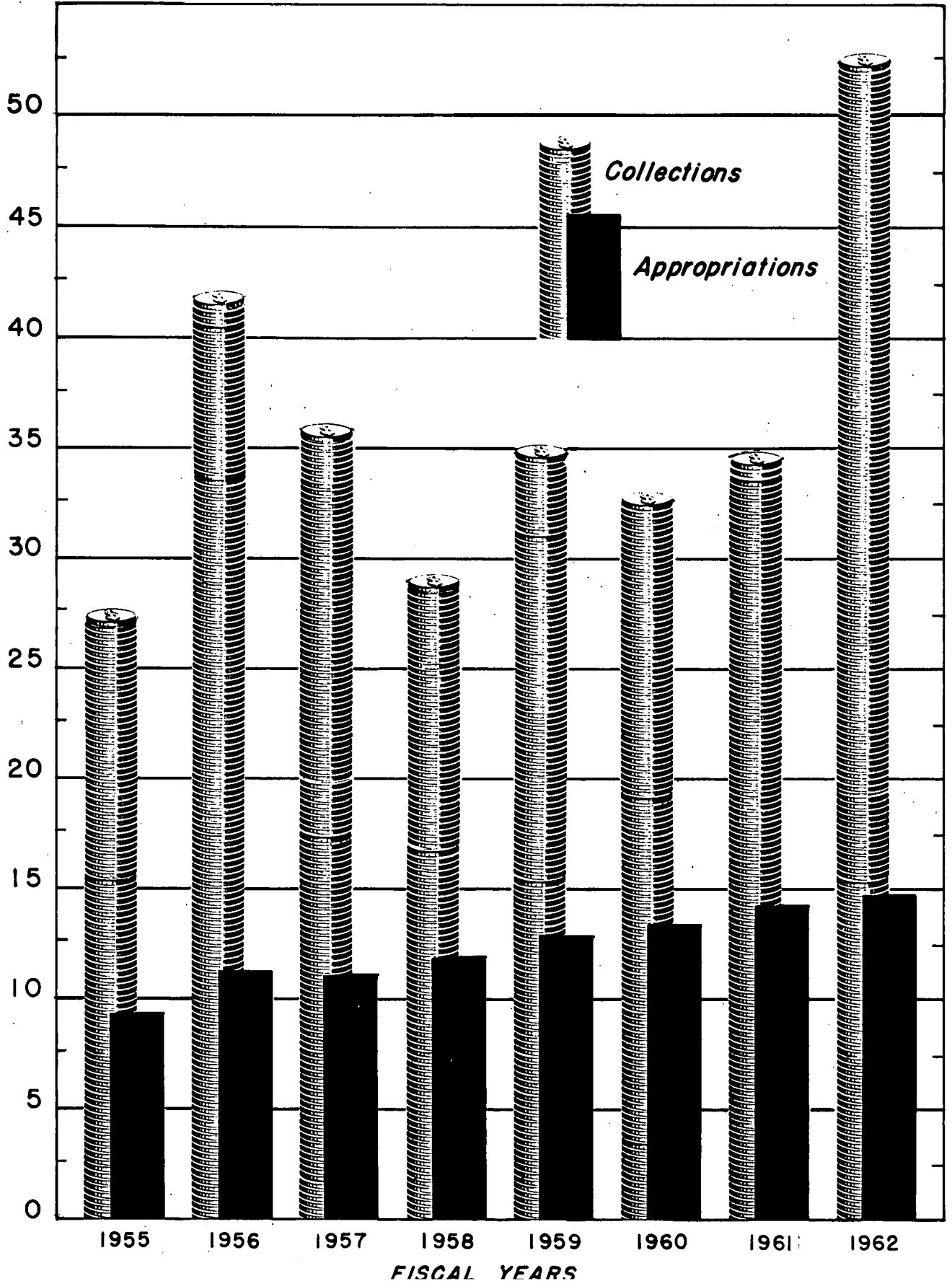
## CIVIL SUITS TERMINATED



# CHART NO. 18

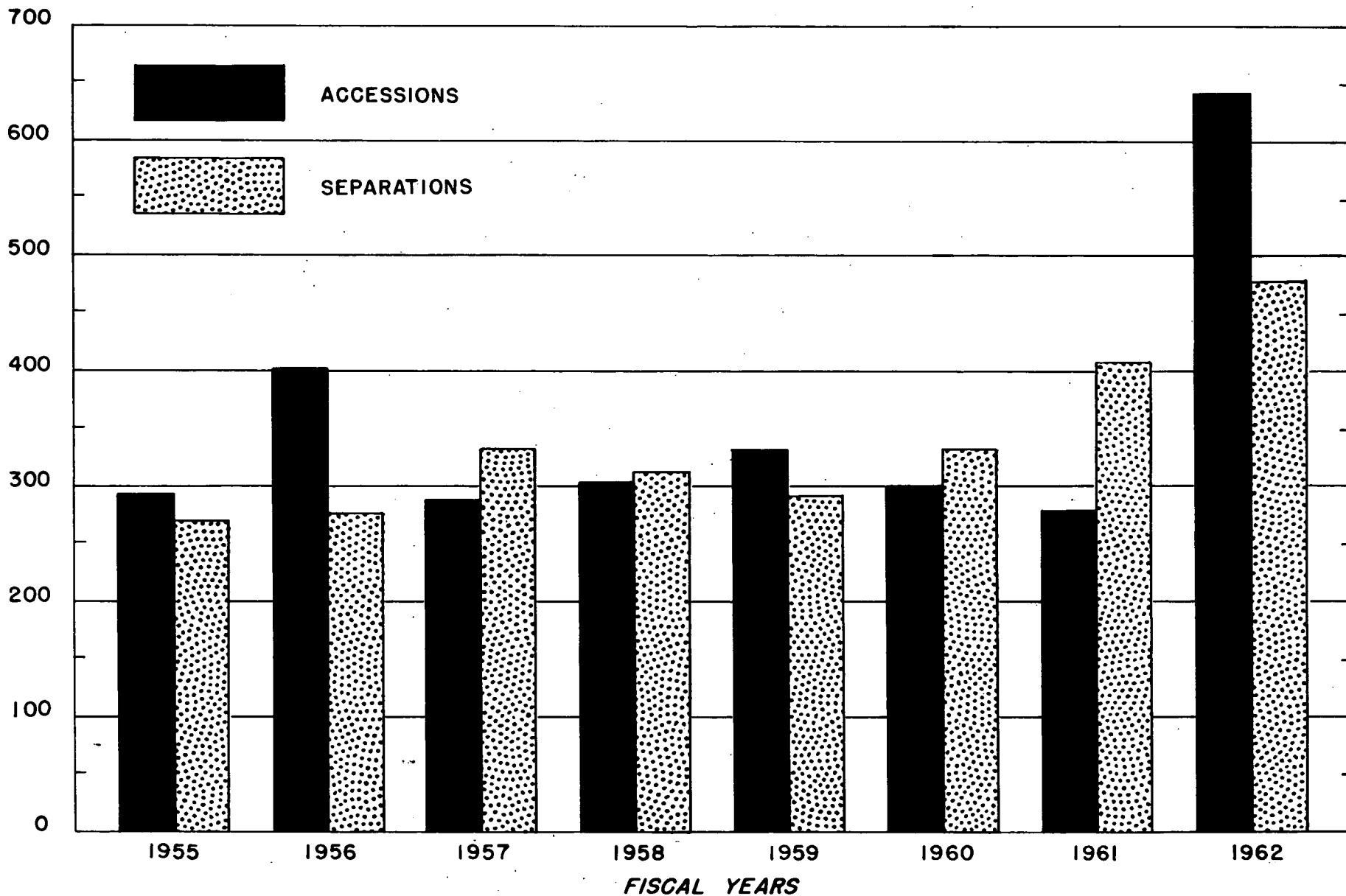
## APPROPRIATIONS AND COLLECTIONS

Millions of Dollars



# CHART NO. 19

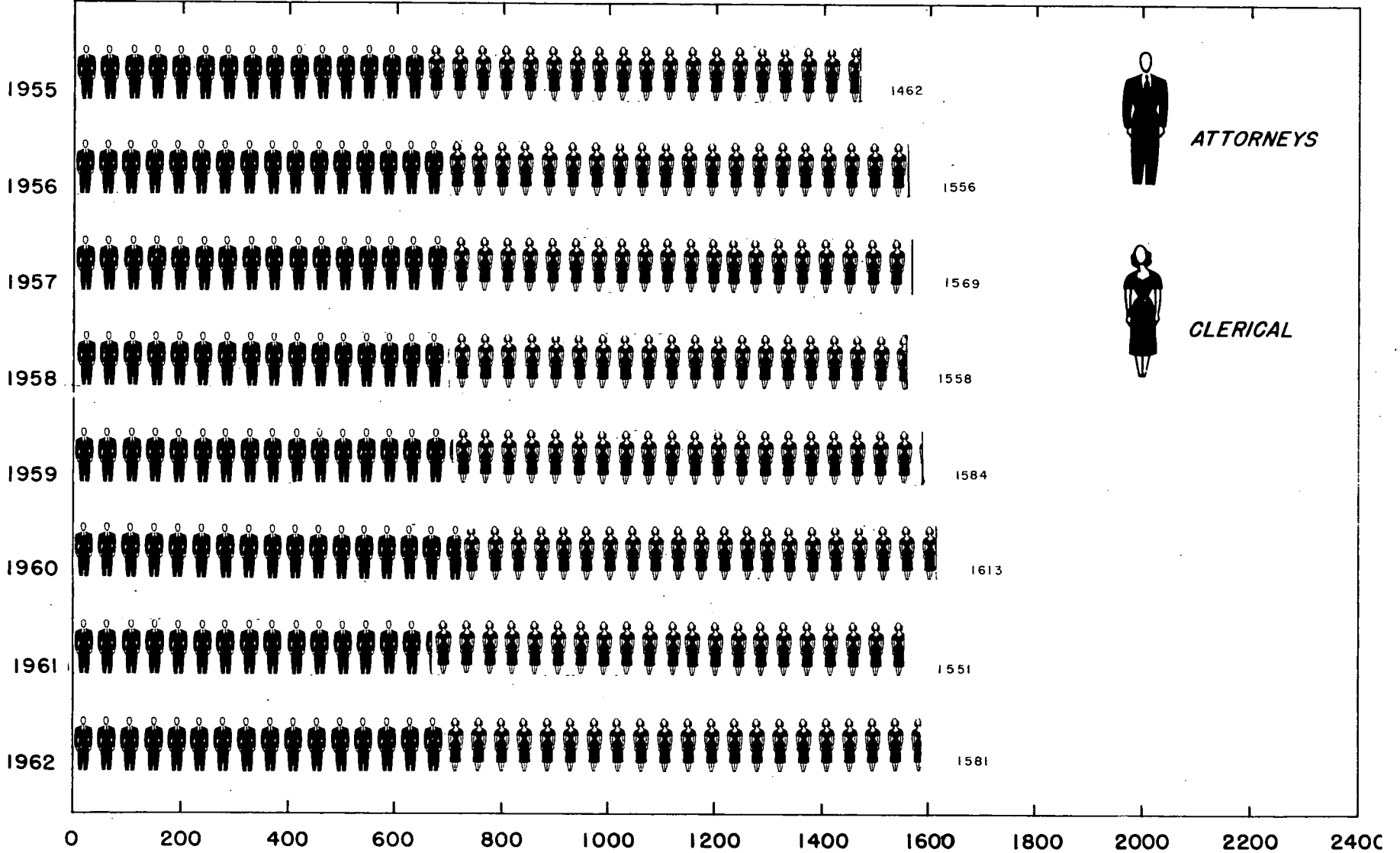
## ACCESSIONS AND SEPARATIONS - UNITED STATES ATTORNEYS' OFFICES



# CHART NO. 20

## AVERAGE NUMBER OF PERSONNEL-UNITED STATES ATTORNEYS' OFFICES

Fiscal Years



### III

#### INDEX TO TABLES

##### Table Number

- 1 - Criminal and Civil Cases Handled by United States Attorneys
  - 2 - Disposition of Criminal Cases and Defendants in United States District Courts
  - 3 - Criminal Cases and Defendants by Offense
  - 4 - Method of Trial of Defendants in Criminal Cases in United States District Courts by Judicial Districts
  - 5 - United States Attorneys' Financial Summary
  - 6 - Case Load per Assistant United States Attorney
  - 7 - Work of United States Attorneys
- Comparative Tables (Tables 8 - 13, Fiscal Year 1961  
Compared with Fiscal Year 1962)
- 8 - Cases Filed in United States Attorneys Offices
  - 9 - Cases Terminated in United States Attorneys Offices
  - 10 - Cases Pending in United States Attorneys Offices at close of each Fiscal Year
  - 11 - Trials
  - 12 - Criminal Complaints, Civil Matters Received and Grand Jury Proceedings
  - 13 - Collections by United States Attorneys Offices
  - 14 - Criminal Cases Pending - Aged by Date Received
  - 15 - Criminal Complaints Pending - Aged by Date Received
  - 16 - Criminal Cases Pending - By Status
  - 17 - Criminal Complaints Pending - By Status
  - 18 - Civil Suits Pending - Aged by Date Received

Table Number

- 19 - Civil Matters Pending - Aged by Date Received
- 20 - Civil Suits Pending - By Status
- 21 - Civil Matters Pending - By Status
- 22 - Civil Suits Pending - By Amount Range
- 23 - Civil Matters Pending - By Amount Range
- 24 - Civil Suits Pending - By Cause of Action
- 25 - Civil Suits Filed - By Cause of Action
- 26 - Civil Suits Terminated - By Cause of Action
- 27 - Civil Matters Pending - By Cause of Action
- 28 - Civil Matters Received - By Cause of Action
- 29 - Civil Matters Terminated Other Than by Reaching Court Dockets - By Cause of Action
- 30 - Civil Suits Filed - By Agency
- 31 - Civil Matters Received - By Agency
- 32 - Appeals Filed and Closed
- 33 - Land Condemnation Cases and Tracts Handled by United States Attorneys' Offices during Fiscal Year 1962

**TABLE 1.**  
**CRIMINAL AND CIVIL CASES HANDLED BY UNITED STATES ATTORNEYS IN UNITED STATES DISTRICT COURTS AND STATE COURTS**  
**FISCAL YEAR ENDED JUNE 30, 1968**

| JUDICIAL DISTRICTS   | CRIMINAL CASES IN DISTRICT COURTS |        |            |         | DEFENDANTS IN CRIMINAL CASES |        |            |         | U. S. GOVERNMENT CIVIL CASES IN DISTRICT AND STATE COURTS |        |            |         |
|----------------------|-----------------------------------|--------|------------|---------|------------------------------|--------|------------|---------|---|--------|------------|---------|
|                      | PENDING                           | FILED  | TERMINATED | PENDING | PENDING                      | FILED  | TERMINATED | PENDING | PENDING   | FILED  | TERMINATED | PENDING |
|                      | 7-1-61                            |        |            | 6-30-62 | 7-1-61                       |        |            | 6-30-62 | 7-1-61  |        |            | 6-30-62 |
| ALABAMA NORTHERN     | 114                               | 394    | 449        | 59      | 158                          | 581    | 641        | 108     | 142   | 175    | 212        | 105     |
| ALABAMA MIDDLE       | 7                                 | 110    | 109        | 8       | 8                            | 159    | 157        | 10      | 32  | 84     | 73         | 43      |
| ALABAMA SOUTHERN     | 24                                | 197    | 175        | 46      | 32                           | 258    | 214        | 76      | 93  | 89     | 89         | 93      |
| ALASKA               | 54                                | 134    | 135        | 53      | 59                           | 167    | 161        | 65      | 109   | 87     | 104        | 92      |
| ARIZONA              | 106                               | 745    | 746        | 105     | 135                          | 852    | 856        | 131     | 286   | 299    | 266        | 319     |
| ARKANSAS EASTERN     | 68                                | 218    | 231        | 35      | 89                           | 284    | 331        | 42      | 175   | 188    | 159        | 204     |
| ARKANSAS WESTERN     | 14                                | 148    | 141        | 21      | 15                           | 204    | 186        | 33      | 71  | 88     | 83         | 76      |
| CALIFORNIA NORTHERN  | 240                               | 939    | 904        | 275     | 301                          | 1,069  | 1,034      | 336     | 683   | 477    | 480        | 680     |
| CALIFORNIA SOUTHERN  | 443                               | 1,948  | 1,919      | 472     | 559                          | 2,337  | 2,320      | 576     | 774   | 1,131  | 994        | 911     |
| COLORADO             | 101                               | 341    | 343        | 99      | 126                          | 431    | 401        | 156     | 166   | 187    | 182        | 171     |
| CONNECTICUT          | 84                                | 242    | 257        | 69      | 167                          | 288    | 326        | 129     | 478   | 371    | 377        | 472     |
| DELAWARE             | 34                                | 82     | 69         | 47      | 45                           | 87     | 77         | 55      | 79  | 31     | 27         | 83      |
| DISTRICT OF COLUMBIA | 500                               | 1,289  | 1,251      | 538     | 612                          | 1,638  | 1,592      | 658     | 313   | 868    | 887        | 294     |
| FLORIDA NORTHERN     | 67                                | 244    | 255        | 56      | 96                           | 307    | 341        | 62      | 91  | 130    | 107        | 114     |
| FLORIDA SOUTHERN     | 580                               | 1,275  | 1,245      | 610     | 890                          | 1,725  | 1,651      | 924     | 930   | 1,236  | 971        | 1,195   |
| GEORGIA NORTHERN     | 143                               | 597    | 587        | 153     | 265                          | 791    | 765        | 291     | 160   | 223    | 238        | 145     |
| GEORGIA MIDDLE       | 36                                | 309    | 309        | 36      | 45                           | 432    | 431        | 46      | 127   | 167    | 157        | 137     |
| GEORGIA SOUTHERN     | 134                               | 345    | 345        | 134     | 193                          | 572    | 502        | 265     | 104   | 103    | 121        | 86      |
| HAWAII               | 22                                | 136    | 126        | 32      | 27                           | 152    | 136        | 43      | 40  | 53     | 40         | 53      |
| IDAHO                | 27                                | 154    | 142        | 39      | 30                           | 198    | 167        | 61      | 75  | 95     | 88         | 82      |
| ILLINOIS NORTHERN    | 219                               | 569    | 524        | 264     | 356                          | 742    | 692        | 406     | 846   | 1,139  | 1,014      | 971     |
| ILLINOIS EASTERN     | 14                                | 225    | 187        | 52      | 21                           | 230    | 189        | 62      | 102   | 155    | 111        | 146     |
| ILLINOIS SOUTHERN    | 60                                | 186    | 179        | 67      | 81                           | 220    | 212        | 89      | 131   | 161    | 129        | 153     |
| INDIANA NORTHERN     | 54                                | 168    | 149        | 73      | 66                           | 219    | 186        | 99      | 131   | 190    | 156        | 165     |
| INDIANA SOUTHERN     | 61                                | 278    | 289        | 50      | 111                          | 343    | 372        | 82      | 180   | 306    | 270        | 216     |
| IOWA NORTHERN        | 8                                 | 96     | 80         | 24      | 8                            | 126    | 101        | 33      | 42  | 108    | 79         | 71      |
| IOWA SOUTHERN        | 6                                 | 102    | 80         | 28      | 6                            | 113    | 90         | 29      | 95  | 187    | 165        | 117     |
| KANSAS               | 122                               | 383    | 387        | 118     | 137                          | 455    | 441        | 151     | 448   | 640    | 470        | 618     |
| KENTUCKY EASTERN     | 101                               | 480    | 510        | 71      | 179                          | 682    | 737        | 124     | 184   | 165    | 139        | 190     |
| KENTUCKY WESTERN     | 25                                | 361    | 351        | 35      | 35                           | 489    | 480        | 44      | 176   | 222    | 195        | 203     |
| LOUISIANA EASTERN    | 118                               | 434    | 393        | 159     | 181                          | 579    | 525        | 235     | 229   | 171    | 139        | 261     |
| LOUISIANA WESTERN    | 74                                | 339    | 326        | 87      | 98                           | 478    | 460        | 116     | 126   | 184    | 174        | 136     |
| MAINE                | 29                                | 79     | 83         | 25      | 29                           | 92     | 84         | 37      | 60  | 40     | 64         | 36      |
| MARYLAND             | 169                               | 324    | 313        | 180     | 276                          | 483    | 480        | 279     | 273   | 312    | 298        | 287     |
| MASSACHUSETTS        | 175                               | 355    | 403        | 127     | 239                          | 431    | 505        | 165     | 646   | 685    | 675        | 656     |
| MICHIGAN EASTERN     | 241                               | 727    | 663        | 305     | 354                          | 929    | 820        | 463     | 330   | 582    | 507        | 405     |
| MICHIGAN WESTERN     | 23                                | 134    | 132        | 25      | 29                           | 149    | 144        | 34      | 99  | 123    | 116        | 106     |
| MINNESOTA            | 43                                | 306    | 277        | 72      | 55                           | 432    | 367        | 120     | 285   | 432    | 406        | 311     |
| MISSISSIPPI NORTHERN | 25                                | 169    | 172        | 22      | 31                           | 225    | 226        | 30      | 50  | 67     | 62         | 55      |
| MISSISSIPPI SOUTHERN | 40                                | 246    | 262        | 24      | 53                           | 309    | 333        | 29      | 125   | 179    | 154        | 150     |
| MISSOURI EASTERN     | 78                                | 334    | 363        | 49      | 93                           | 373    | 407        | 59      | 120   | 211    | 211        | 120     |
| MISSOURI WESTERN     | 41                                | 400    | 388        | 53      | 46                           | 492    | 467        | 71      | 206   | 352    | 339        | 219     |
| MONTANA              | 11                                | 194    | 192        | 13      | 11                           | 218    | 215        | 14      | 103   | 115    | 81         | 137     |
| NEBRASKA             | 20                                | 171    | 129        | 62      | 21                           | 194    | 141        | 74      | 143   | 176    | 125        | 194     |
| NEVADA               | 66                                | 193    | 223        | 36      | 90                           | 253    | 287        | 56      | 77  | 48     | 50         | 75      |
| NEW HAMPSHIRE        | 14                                | 49     | 45         | 18      | 28                           | 105    | 73         | 60      | 62  | 35     | 24         | 73      |
| NEW JERSEY           | 239                               | 511    | 413        | 337     | 411                          | 688    | 563        | 536     | 570   | 898    | 850        | 618     |
| NEW MEXICO           | 16                                | 408    | 378        | 46      | 19                           | 486    | 455        | 50      | 117   | 175    | 168        | 124     |
| NEW YORK NORTHERN    | 83                                | 210    | 205        | 88      | 95                           | 234    | 225        | 104     | 343   | 313    | 277        | 379     |
| NEW YORK EASTERN     | 235                               | 479    | 441        | 273     | 390                          | 663    | 604        | 449     | 1,078   | 1,257  | 1,204      | 1,131   |
| NEW YORK SOUTHERN    | 604                               | 1,351  | 1,100      | 855     | 1,187                        | 1,971  | 1,689      | 891     | 907   | 907    | 897        | 901     |
| NEW YORK WESTERN     | 88                                | 252    | 256        | 84      | 134                          | 295    | 307        | 122     | 311   | 407    | 351        | 367     |
| NO CAROLINA EASTERN  | 274                               | 501    | 506        | 269     | 468                          | 771    | 748        | 491     | 231   | 84     | 98         | 217     |
| NO CAROLINA MIDDLE   | 77                                | 459    | 495        | 41      | 104                          | 696    | 753        | 47      | 56  | 104    | 87         | 73      |
| NO CAROLINA WESTERN  | 92                                | 385    | 374        | 103     | 125                          | 560    | 535        | 150     | 57  | 119    | 108        | 68      |
| NORTH DAKOTA         | 14                                | 84     | 82         | 16      | 55                           | 112    | 132        | 35      | 58  | 71     | 63         | 66      |
| OHIO NORTHERN        | 61                                | 573    | 523        | 111     | 91                           | 671    | 610        | 152     | 889   | 985    | 776        | 1,098   |
| OHIO SOUTHERN        | 30                                | 559    | 511        | 78      | 35                           | 658    | 581        | 112     | 384   | 548    | 437        | 495     |
| OKLAHOMA NORTHERN    | 26                                | 152    | 164        | 14      | 26                           | 181    | 193        | 14      | 230   | 136    | 122        | 244     |
| OKLAHOMA EASTERN     | 33                                | 175    | 185        | 23      | 57                           | 216    | 245        | 28      | 155   | 100    | 87         | 168     |
| OKLAHOMA WESTERN     | 37                                | 295    | 276        | 56      | 44                           | 363    | 344        | 63      | 196   | 249    | 218        | 227     |
| OREGON               | 58                                | 247    | 242        | 63      | 86                           | 279    | 298        | 67      | 370   | 336    | 284        | 422     |
| PENNSYLVANIA EASTERN | 152                               | 307    | 269        | 190     | 200                          | 443    | 347        | 296     | 462   | 423    | 370        | 515     |
| PENNSYLVANIA MIDDLE  | 99                                | 123    | 149        | 73      | 139                          | 135    | 172        | 102     | 105   | 211    | 227        | 89      |
| PENNSYLVANIA WESTERN | 114                               | 345    | 332        | 127     | 152                          | 476    | 440        | 188     | 170   | 381    | 379        | 172     |
| PUERTO RICO          | 52                                | 143    | 128        | 67      | 59                           | 159    | 147        | 71      | 66  | 72     | 83         | 55      |
| RHODE ISLAND         | 25                                | 118    | 75         | 68      | 45                           | 128    | 96         | 77      | 54  | 92     | 82         | 64      |
| SO CAROLINA EASTERN  | 141                               | 411    | 477        | 75      | 216                          | 591    | 672        | 135     | 233   | 186    | 211        | 208     |
| SO CAROLINA WESTERN  | 48                                | 174    | 188        | 34      | 65                           | 249    | 272        | 42      | 132   | 114    | 134        | 112     |
| SOUTH DAKOTA         | 18                                | 111    | 104        | 25      | 21                           | 139    | 131        | 29      | 104   | 95     | 72         | 127     |
| TENNESSEE EASTERN    | 152                               | 424    | 486        | 90      | 214                          | 579    | 676        | 117     | 119   | 126    | 136        | 109     |
| TENNESSEE MIDDLE     | 88                                | 268    | 255        | 101     | 134                          | 393    | 365        | 162     | 216   | 70     | 75         | 211     |
| TENNESSEE WESTERN    | 54                                | 228    | 239        | 43      | 85                           | 340    | 362        | 63      | 39  | 78     | 90         | 27      |
| TEXAS NORTHERN       | 111                               | 495    | 426        | 180     | 153                          | 604    | 516        | 241     | 330   | 485    | 443        | 372     |
| TEXAS EASTERN        | 37                                | 170    | 160        | 47      | 57                           | 195    | 185        | 67      | 212   | 192    | 178        | 226     |
| TEXAS SOUTHERN       | 186                               | 857    | 912        | 131     | 234                          | 950    | 1,009      | 175     | 349   | 413    | 348        | 414     |
| TEXAS WESTERN        | 141                               | 1,370  | 1,326      | 185     | 173                          | 1,516  | 1,457      | 232     | 272   | 233    | 242        | 263     |
| UTAH                 | 20                                | 210    | 199        | 31      | 22                           | 274    | 259        | 37      | 49  | 167    | 139        | 77      |
| VERMONT              | 24                                | 40     | 38         | 24      | 28                           | 54     | 44         | 38      | 73  | 67     | 69         | 71      |
| VIRGINIA EASTERN     | 102                               | 484    | 462        | 124     | 143                          | 599    | 588        | 154     | 307   | 470    | 364        | 413     |
| VIRGINIA WESTERN     | 9                                 | 261    | 247        | 23      | 9                            | 354    | 328        | 35      | 70  | 124    | 115        | 79      |
| WASHINGTON EASTERN   | 11                                | 108    | 107        | 12      | 24                           | 131    | 131        | 24      | 166   | 168    | 144        | 190     |
| WASHINGTON WESTERN   | 76                                | 291    | 280        | 87      | 106                          | 356    | 332        | 130     | 234   | 392    | 349        | 277     |
| W VIRGINIA NORTHERN  | 12                                | 95     | 88         | 19      | 14                           | 130    | 122        | 22      | 36  | 63     | 62         | 37      |
| W VIRGINIA SOUTHERN  | 65                                | 335    | 321        | 79      | 93                           | 407    | 402        | 98      | 119   | 148    | 89         | 178     |
| WISCONSIN EASTERN    | 32                                | 207    | 169        | 70      | 41                           | 235    | 195        | 81      | 368   | 331    | 283        | 416     |
| WISCONSIN WESTERN    | 21                                | 61     | 78         | 3       | 29                           | 64     | 90         | 3       | 71  | 98     | 93         | 76      |
| WYOMING              | 12                                | 125    | 135        | 2       | 18                           | 150    | 165        | 3       | 29  | 56     | 61         | 24      |
| CANAL ZONE           | 25                                | 219    | 215        | 29      | 25                           | 238    | 231        | 32      | 6   | 3      | 7          | 2       |
| GUAM                 | 1                                 | 25     | 25         | 1       | 1                            | 40     | 40         | 1       | 15  | 11     | 18         | 8       |
| VIRGIN ISLANDS       | 24                                | 116    | 117        | 23      | 24                           | 129    | 130        | 23      | 57  | 217    | 201        | 73      |
| TOTALS               | 8,454                             | 31,911 | 31,017     | 9,348   | 12,309                       | 40,795 | 39,289     | 13,815  | 20,576  | 25,242 | 22,899     | 22,919  |

(6) (1) (3) (2) (4) (5) (6) (1) (3) (2) (4) (5) (6)

- (1) Includes 1,478 Cases and 1,579 Defendants Initiated by Transfer Under Rule 20.
- (2) Includes 1,620 Cases and 1,861 Defendants Disposed of by Transfer Under Rule 20.
- (3) Does not include 9,230 Cases and 10,358 Defendants Filed in Municipal Court Branch of D. C.
- (4) Does not include 10,306 Cases and 11,490 Defendants Terminated in Municipal Court Branch of D. C.
- (5) Does not include 1,358 Cases and 1,471 Defendants Pending in Municipal Court Branch of D. C.
- (6) 7-1-61 Pending Figures Adjusted to Reflect Corrections Reported by United States Attorneys' Offices.



TABLE 2.  
DISPOSITION OF CRIMINAL CASES AND DEFENDANTS IN UNITED STATES DISTRICT COURTS  
FISCAL YEAR ENDED JUNE 30, 1962

| JUDICIAL DISTRICTS   | CRIMINAL CASES   |        |            |           |         |       | DEFENDANTS IN CRIMINAL CASES |        |            |           |         |       |
|----------------------|------------------|--------|------------|-----------|---------|-------|------------------------------|--------|------------|-----------|---------|-------|
|                      | TOTAL TERMINATED | GUILTY | NOT GUILTY | DISMISSED | RULE 20 | OTHER | TOTAL TERMINATED             | GUILTY | NOT GUILTY | DISMISSED | RULE 20 | OTHER |
| ALABAMA NORTHERN     | 449              | 385    | 4          | 30        | 30      |       | 641                          | 539    | 4          | 63        | 35      |       |
| ALABAMA MIDDLE       | 109              | 89     | 4          | 1         | 13      | 2     | 157                          | 122    | 11         | 5         | 17      | 2     |
| ALABAMA SOUTHERN     | 175              | 143    | 2          | 4         | 23      | 3     | 214                          | 173    | 2          | 8         | 28      | 3     |
| ALASKA               | 135              | 99     | 6          | 16        | 11      | 3     | 161                          | 123    | 7          | 17        | 11      | 3     |
| ARIZONA              | 746              | 627    | 11         | 65        | 33      | 10    | 856                          | 693    | 17         | 96        | 40      | 10    |
| ARKANSAS EASTERN     | 251              | 214    | 2          | 10        | 25      |       | 331                          | 281    | 3          | 18        | 29      |       |
| ARKANSAS WESTERN     | 141              | 120    | 3          | 8         | 10      |       | 186                          | 152    | 10         | 13        | 11      |       |
| CALIFORNIA NORTHERN  | 904              | 741    | 14         | 87        | 42      | 20    | 1,034                        | 826    | 16         | 123       | 44      | 25    |
| CALIFORNIA SOUTHERN  | 1,919            | 1,621  | 33         | 140       | 91      | 34    | 2,320                        | 1,866  | 57         | 258       | 100     | 39    |
| COLORADO             | 343              | 240    | 13         | 40        | 33      | 17    | 401                          | 283    | 15         | 48        | 38      | 17    |
| CONNECTICUT          | 257              | 205    | 5          | 26        | 16      | 5     | 326                          | 243    | 8          | 50        | 20      | 5     |
| DELAWARE             | 69               | 41     | 2          | 17        | 9       |       | 77                           | 45     | 2          | 21        | 9       |       |
| DIST OF COLUMBIA     | 1,251            | 841    | 117        | 154       | 28      | 111   | 1,592                        | 1,041  | 144        | 241       | 40      | 126   |
| FLORIDA NORTHERN     | 255              | 176    | 36         | 17        | 18      | 8     | 341                          | 237    | 41         | 33        | 20      | 10    |
| FLORIDA SOUTHERN     | 1,245            | 936    | 56         | 154       | 81      | 18    | 1,651                        | 1,134  | 75         | 334       | 86      | 22    |
| GEORGIA NORTHERN     | 587              | 493    | 12         | 40        | 26      | 16    | 765                          | 626    | 25         | 54        | 37      | 23    |
| GEORGIA MIDDLE       | 309              | 249    | 26         | 14        | 11      | 9     | 431                          | 320    | 64         | 25        | 12      | 10    |
| GEORGIA SOUTHERN     | 345              | 292    | 4          | 28        | 20      | 1     | 502                          | 411    | 10         | 57        | 23      | 1     |
| HAWAII               | 126              | 94     | 2          | 15        | 9       | 6     | 136                          | 101    | 2          | 17        | 10      | 6     |
| IDAHO                | 142              | 120    | 3          | 9         | 9       | 1     | 167                          | 138    | 3          | 14        | 10      | 2     |
| ILLINOIS NORTHERN    | 524              | 426    | 16         | 48        | 20      | 14    | 692                          | 522    | 31         | 82        | 33      | 24    |
| ILLINOIS EASTERN     | 187              | 162    | 1          | 10        | 11      | 3     | 189                          | 163    | 2          | 10        | 11      | 3     |
| ILLINOIS SOUTHERN    | 179              | 150    | 4          | 13        | 11      | 1     | 212                          | 174    | 5          | 19        | 13      | 1     |
| INDIANA NORTHERN     | 149              | 108    | 1          | 20        | 12      | 8     | 186                          | 153    | 1          | 31        | 13      | 8     |
| INDIANA SOUTHERN     | 289              | 250    | 2          | 21        | 13      | 3     | 372                          | 301    | 6          | 33        | 24      | 8     |
| IOWA NORTHERN        | 80               | 68     | 1          | 3         | 4       | 4     | 101                          | 84     | 1          | 6         | 5       | 5     |
| IOWA SOUTHERN        | 80               | 67     |            | 4         | 7       | 2     | 90                           | 74     |            | 5         | 7       | 4     |
| KANSAS               | 387              | 302    | 2          | 29        | 45      | 9     | 441                          | 345    | 3          | 32        | 52      | 9     |
| KENTUCKY EASTERN     | 510              | 418    | 21         | 51        | 14      | 6     | 737                          | 567    | 48         | 85        | 29      | 8     |
| KENTUCKY WESTERN     | 351              | 312    | 9          | 6         | 18      | 6     | 480                          | 426    | 14         | 14        | 19      | 7     |
| LOUISIANA EASTERN    | 393              | 365    | 3          | 15        | 9       | 1     | 525                          | 488    | 4          | 23        | 9       | 1     |
| LOUISIANA WESTERN    | 326              | 284    | 7          | 21        | 12      | 2     | 460                          | 373    | 36         | 36        | 13      | 2     |
| MAINE                | 83               | 76     |            | 5         | 2       |       | 84                           | 77     |            | 5         | 2       |       |
| MARYLAND             | 313              | 240    | 6          | 44        | 17      | 6     | 480                          | 319    | 17         | 119       | 19      | 6     |
| MASSACHUSETTS        | 403              | 351    | 15         | 16        | 15      | 6     | 505                          | 432    | 24         | 25        | 16      | 8     |
| MICHIGAN EASTERN     | 663              | 576    | 11         | 43        | 26      | 7     | 820                          | 678    | 22         | 77        | 32      | 11    |
| MICHIGAN WESTERN     | 132              | 108    | 3          | 3         | 14      | 4     | 144                          | 118    | 4          | 4         | 14      | 4     |
| MINNESOTA            | 277              | 227    | 3          | 32        | 11      | 4     | 367                          | 283    | 16         | 50        | 11      | 7     |
| MISSISSIPPI N        | 172              | 135    | 3          | 18        | 12      | 4     | 226                          | 169    | 8          | 30        | 13      | 6     |
| MISSISSIPPI S        | 262              | 254    |            | 4         | 4       |       | 333                          | 322    |            | 5         | 6       |       |
| MISSOURI EASTERN     | 363              | 274    | 11         | 41        | 11      | 26    | 407                          | 292    | 20         | 47        | 11      | 37    |
| MISSOURI WESTERN     | 388              | 309    | 3          | 20        | 42      | 14    | 467                          | 374    | 5          | 26        | 45      | 17    |
| MONTANA              | 192              | 162    | 6          | 7         | 16      | 1     | 215                          | 182    | 7          | 8         | 17      | 1     |
| NEBRASKA             | 129              | 107    |            | 10        | 12      |       | 141                          | 116    |            | 11        | 14      |       |
| NEVADA               | 223              | 157    | 8          | 36        | 17      | 5     | 287                          | 186    | 10         | 60        | 23      | 8     |
| NEW HAMPSHIRE        | 45               | 33     | 1          | 9         | 2       |       | 73                           | 43     | 6          | 21        | 3       |       |
| NEW JERSEY           | 413              | 344    | 13         | 33        | 11      | 12    | 563                          | 442    | 27         | 66        | 14      | 14    |
| NEW MEXICO           | 378              | 325    | 1          | 22        | 27      | 3     | 455                          | 380    | 3          | 38        | 31      | 3     |
| NEW YORK NORTHERN    | 205              | 181    | 1          | 15        | 8       |       | 225                          | 197    | 1          | 18        | 9       |       |
| NEW YORK EASTERN     | 441              | 363    | 17         | 37        | 8       | 16    | 604                          | 462    | 27         | 83        | 8       | 24    |
| NEW YORK SOUTHERN    | 1,100            | 940    | 28         | 67        | 20      | 45    | 1,469                        | 1,214  | 53         | 104       | 21      | 77    |
| NEW YORK WESTERN     | 256              | 215    | 7          | 23        | 10      | 1     | 307                          | 244    | 11         | 38        | 12      | 2     |
| N CAROLINA EASTERN   | 506              | 407    | 19         | 50        | 26      | 4     | 748                          | 576    | 38         | 99        | 31      | 4     |
| N CAROLINA MIDDLE    | 495              | 420    | 20         | 27        | 23      | 5     | 753                          | 632    | 49         | 38        | 24      | 10    |
| N CAROLINA WESTERN   | 374              | 328    | 10         | 19        | 13      | 4     | 535                          | 470    | 20         | 26        | 14      | 5     |
| NORTH DAKOTA         | 82               | 59     | 1          | 8         | 11      | 3     | 132                          | 90     | 12         | 14        | 11      | 5     |
| OHIO NORTHERN        | 523              | 473    | 1          | 24        | 20      | 5     | 610                          | 538    | 2          | 42        | 21      | 7     |
| OHIO SOUTHERN        | 511              | 464    | 3          | 14        | 28      | 2     | 581                          | 527    | 3          | 19        | 30      | 2     |
| OKLAHOMA NORTHERN    | 164              | 128    | 2          | 15        | 7       | 12    | 193                          | 151    | 4          | 19        | 7       | 12    |
| OKLAHOMA EASTERN     | 185              | 147    | 3          | 17        | 13      | 5     | 245                          | 183    | 3          | 34        | 17      | 8     |
| OKLAHOMA WESTERN     | 276              | 234    | 5          | 11        | 26      |       | 344                          | 283    | 5          | 16        | 40      |       |
| OREGON               | 242              | 189    | 7          | 17        | 27      | 2     | 298                          | 230    | 9          | 29        | 27      | 3     |
| PENNSYLVANIA EASTERN | 269              | 225    | 9          | 25        | 7       | 3     | 347                          | 281    | 16         | 39        | 8       | 3     |
| PENNSYLVANIA MIDDLE  | 149              | 102    | 12         | 17        | 10      | 8     | 172                          | 110    | 14         | 28        | 10      | 10    |
| PENNSYLVANIA WESTERN | 332              | 272    | 8          | 29        | 12      | 11    | 440                          | 342    | 12         | 56        | 13      | 17    |
| PUERTO RICO          | 128              | 98     | 5          | 20        | 1       | 4     | 147                          | 108    | 6          | 28        | 1       | 4     |
| RHODE ISLAND         | 75               | 53     | 2          | 15        | 4       | 1     | 96                           | 62     | 2          | 27        | 4       | 1     |
| S CAROLINA EASTERN   | 477              | 395    | 13         | 49        | 18      | 2     | 672                          | 555    | 17         | 79        | 19      | 2     |
| S CAROLINA WESTERN   | 188              | 166    | 2          | 6         | 13      | 1     | 272                          | 238    | 4          | 15        | 14      | 1     |
| SOUTH DAKOTA         | 104              | 80     | 1          | 17        | 6       |       | 131                          | 96     | 1          | 27        | 7       |       |
| TENNESSEE EASTERN    | 486              | 373    | 21         | 50        | 30      | 12    | 676                          | 507    | 45         | 75        | 36      | 13    |
| TENNESSEE MIDDLE     | 255              | 186    | 12         | 22        | 18      | 17    | 365                          | 263    | 19         | 34        | 24      | 25    |
| TENNESSEE WESTERN    | 239              | 207    | 4          | 10        | 18      |       | 362                          | 309    | 7          | 21        | 22      | 3     |
| TEXAS NORTHERN       | 426              | 363    | 2          | 25        | 32      | 4     | 516                          | 437    | 5          | 34        | 35      | 5     |
| TEXAS EASTERN        | 160              | 142    | 2          | 8         | 8       |       | 185                          | 159    | 2          | 16        | 8       |       |
| TEXAS SOUTHERN       | 912              | 795    | 14         | 59        | 28      | 16    | 1,009                        | 847    | 22         | 87        | 33      | 20    |
| TEXAS WESTERN        | 1,326            | 1,158  | 7          | 101       | 52      | 8     | 1,457                        | 1,252  | 11         | 126       | 55      | 13    |
| UTAH                 | 199              | 143    | 10         | 25        | 19      | 2     | 259                          | 175    | 13         | 47        | 22      | 2     |
| VERMONT              | 38               | 31     |            | 4         | 3       |       | 44                           | 33     |            | 7         | 4       |       |
| VIRGINIA EASTERN     | 462              | 325    | 30         | 50        | 43      | 14    | 588                          | 389    | 54         | 78        | 51      | 16    |
| VIRGINIA WESTERN     | 247              | 209    | 14         | 8         | 16      |       | 328                          | 280    | 18         | 11        | 19      |       |
| WASHINGTON EASTERN   | 107              | 98     | 2          | 3         | 4       |       | 131                          | 115    | 6          | 6         | 4       |       |
| WASHINGTON WESTERN   | 280              | 232    | 5          | 14        | 26      | 3     | 332                          | 270    | 6          | 25        | 27      | 4     |
| WEST VIRGINIA N      | 88               | 66     | 2          | 13        | 7       |       | 122                          | 82     | 10         | 20        | 10      |       |
| WEST VIRGINIA S      | 321              | 277    | 9          | 18        | 16      | 1     | 402                          | 336    | 12         | 33        | 20      | 1     |
| WISCONSIN EASTERN    | 169              | 121    | 7          | 16        | 18      | 7     | 195                          | 127    | 12         | 19        | 26      | 11    |
| WISCONSIN WESTERN    | 79               | 65     |            | 10        | 3       | 1     | 90                           | 75     |            | 11        | 3       | 1     |
| WYOMING              | 135              | 101    | 3          | 15        | 15      | 1     | 165                          | 122    | 6          | 21        | 15      | 1     |
| CANAL ZONE           | 215              | 175    | 4          | 36        |         |       | 231                          | 187    | 5          | 39        |         |       |
| GUAM                 | 25               | 21     | 1          | 3         |         |       | 40                           | 31     | 3          | 5         |         | 1     |
| VIRGIN ISLANDS       | 117              | 87     | 2          | 14        |         | 14    | 130                          | 96     | 2          | 14        |         | 18    |
| TOTALS               | 31,017           | 25,430 | 833        | 2,485     | 1,620   | 649   | 39,289                       | 31,098 | 1,403      | 4,070     | 1,881   | 837   |

TABLE 3.  
CRIMINAL CASES AND DEFENDANTS IN UNITED STATES DISTRICT COURTS BY OFFENSE: FISCAL YEAR ENDED JUNE 30, 1962

DISPOSITION OF DEFENDANTS IN TERMINATED CASES

| OFFENSE                            | CASES FILED | CASES TERMINATED | DEFTS. IN CASES FILED | TOTAL | GUILTY | NOT GUILTY | DIS-MISSED | RULE 20 | OTHER |
|------------------------------------|-------------|------------------|-----------------------|-------|--------|------------|------------|---------|-------|
| ACCESSORY AFTER THE FACT           | 16          | 18               | 20                    | 20    | 14     | 3          | 2          | 1       |       |
| AGRIC. ADJUSTMENT ACT              | 4           | 12               | 4                     | 12    | 6      |            | 5          | 1       |       |
| AIRCRAFT & MOTOR VEHICLES          | 27          | 20               | 34                    | 27    | 19     | 2          | 5          |         | 1     |
| ALIEN REGISTRATION ACT             | 4           | 4                | 4                     | 4     | 4      |            |            |         |       |
| AMERICAN FLAG & SEAL               | 7           | 8                | 7                     | 8     | 8      |            |            |         |       |
| ANIMAL QUARANTINE ACT              | 1           | 1                | 1                     | 1     | 1      |            |            |         |       |
| ANTI-RACKETEERING                  | 26          | 14               | 67                    | 31    | 14     | 4          | 8          |         | 5     |
| ANTITRUST VIOLATIONS               | 25          | 15               | 163                   | 113   | 47     | 3          | 39         | 9       | 15    |
| ARREST & COMMITMENT                | 1           | 22               | 1                     | 23    | 22     |            |            | 1       |       |
| AUTOMOBILE INF. DISCLOSURE ACT     | 4           | 4                | 8                     | 7     | 4      |            | 3          |         |       |
| BAIL                               | 39          | 33               | 41                    | 34    | 21     |            | 6          | 6       | 1     |
| BANK ROBBERY                       | 416         | 419              | 559                   | 570   | 431    | 17         | 51         | 27      | 44    |
| BANKS & BANKING                    | 62          | 52               | 73                    | 78    | 68     | 3          | 2          | 3       | 2     |
| BANKRUPTCY                         | 65          | 55               | 87                    | 66    | 40     | 5          | 20         | 1       |       |
| BETRAYAL OF OFFICE                 | 19          | 22               | 21                    | 25    | 19     | 2          | 3          | 1       |       |
| BLACKMAIL                          | 2           | 2                | 2                     | 2     | 1      |            |            | 1       |       |
| BRIBERY                            | 85          | 80               | 132                   | 123   | 68     | 11         | 30         | 4       | 10    |
| CARRIERS                           | 792         | 803              | 1,033                 | 989   | 856    | 39         | 71         | 19      | 4     |
| CATTLE THEFT ACT                   | 2           | 5                | 3                     | 8     | 7      |            | 1          |         |       |
| CENSUS                             | 2           | 3                | 2                     | 3     | 2      |            |            |         | 1     |
| CIVIL RIGHTS                       | 16          | 4                | 27                    | 8     | 3      | 1          | 3          |         | 1     |
| COAL MINE SAFETY ACT               | 1           | 1                | 1                     | 1     | 1      |            |            |         |       |
| COMMODITY CREDIT CORP. CHARTER ACT | 30          | 21               | 41                    | 27    | 18     |            | 9          |         |       |
| CONCEALING & HARBORING FUGITIVES   | 19          | 12               | 24                    | 14    | 6      | 1          | 7          |         |       |
| CONFLICT OF INTERESTS              | 2           |                  | 4                     |       |        |            |            |         |       |
| CONNALLY ACT                       | 8           | 6                | 16                    | 12    | 11     |            | 1          |         |       |
| CONTEMPT                           | 46          | 28               | 55                    | 37    | 17     | 6          | 9          |         | 5     |
| COPYRIGHTS                         | 3           | 4                | 5                     | 5     | 4      |            | 1          |         |       |
| COUNTERFEITING & FORGERY           | 2,611       | 2,752            | 3,046                 | 3,166 | 2,585  | 57         | 190        | 301     | 33    |
| CRIMES ON FED. RESERVATIONS        | 519         | 545              | 597                   | 631   | 462    | 27         | 87         | 46      | 9     |
| CRIMES ON INDIAN RESERVATIONS      | 191         | 191              | 232                   | 229   | 195    | 10         | 22         | 1       | 1     |
| CUSTOM LAWS                        | 25          | 25               | 35                    | 35    | 29     | 1          | 4          | 1       |       |
| DENTURES-UNLAWFUL TRANSPORTATION   | 1           | 1                | 1                     | 1     | 1      |            |            |         |       |
| DEPENDENTS ASSISTANCE ACT 1950     | 16          | 17               | 17                    | 20    | 13     | 1          | 1          | 5       |       |
| DESERTIONS ARMED FORCES            | 18          | 5                | 18                    | 5     | 2      |            | 3          |         |       |
| EMBEZZLEMENT                       | 1,031       | 1,067            | 1,217                 | 1,252 | 1,017  | 43         | 120        | 62      | 10    |
| ESCAPE & RESCUE                    | 177         | 199              | 215                   | 245   | 212    | 3          | 8          | 18      | 4     |
| ESPIONAGE                          | 1           | 1                | 1                     | 1     | 1      |            |            |         |       |
| EXCISE ON WAGERS                   | 69          | 38               | 89                    | 50    | 45     |            | 1          | 4       |       |
| EXPLOSIVES                         | 20          | 20               | 20                    | 20    | 20     |            |            |         |       |
| EXPORT ACT                         | 1           |                  | 1                     |       |        |            |            |         |       |
| EXTORTION                          | 93          | 103              | 102                   | 110   | 84     | 2          | 16         | 4       | 4     |
| FAIR LABOR STANDARDS ACT           | 90          | 91               | 181                   | 166   | 127    | 1          | 37         |         | 1     |
| FEDERAL AVIATION ACT OF 1958       | 6           | 7                | 6                     | 11    | 1      |            | 8          | 1       | 1     |
| FEDERAL COMMUNICATIONS ACT         |             | 4                |                       | 5     | 2      |            | 3          |         |       |
| FIREARMS                           | 232         | 234              | 268                   | 275   | 204    | 9          | 50         | 9       | 3     |
| FISHING VIOLATIONS                 | 6           | 5                | 20                    | 16    | 16     |            |            |         |       |
| FOOD & DRUG ACTS                   | 417         | 391              | 736                   | 663   | 527    | 10         | 116        | 9       | 1     |
| FRAUDS AGAINST THE GOVT.           | 874         | 985              | 1,545                 | 1,602 | 1,065  | 79         | 319        | 62      | 77    |
| FUGITIVE FELON ACT                 | 15          | 15               | 19                    | 17    | 8      |            | 6          | 1       | 2     |
| GAMBLING SHIP ACT                  | 3           |                  | 7                     |       |        |            |            |         |       |
| GAME VIOLATIONS                    | 15          | 18               | 18                    | 22    | 15     |            | 5          | 2       |       |
| GOLD HOARDING                      | 3           | 2                | 10                    | 8     | 4      |            | 4          |         |       |
| HATCH ACT & CORRUPT PRACTICES ACT  | 3           | 10               | 19                    | 37    | 10     | 1          | 26         |         |       |
| HOME OWNERS LOAN ACT               | 239         | 190              | 404                   | 269   | 173    | 18         | 46         | 22      | 10    |
| IMMIGRATION LAWS                   | 2,299       | 2,320            | 2,331                 | 2,359 | 2,262  | 8          | 70         | 14      | 5     |
| IMPERSONATION                      | 147         | 156              | 150                   | 160   | 113    | 6          | 15         | 25      | 1     |
| INCOME TAX                         | 906         | 854              | 1,064                 | 961   | 746    | 43         | 111        | 29      | 32    |
| INDIAN LIQUOR VIOLATIONS           | 16          | 17               | 19                    | 20    | 19     |            | 1          |         |       |
| INDIANS                            | 15          | 12               | 15                    | 12    | 8      |            | 3          | 1       |       |
| INJURY TO GOVT. PROPERTY           | 36          | 37               | 49                    | 49    | 35     | 4          | 9          |         | 1     |
| INSIGNIA                           | 75          | 80               | 78                    | 84    | 70     | 1          | 6          | 5       | 2     |
| INTERFERENCE WITH GOVT. OFFICERS   | 54          | 41               | 66                    | 49    | 31     | 7          | 11         |         |       |
| INTERNAL SECURITY ACT              | 4           | 4                | 4                     | 5     | 3      |            | 2          |         |       |
| INTERNATIONAL EXTRADITION          | 1           | 1                | 1                     | 1     | 1      |            |            |         |       |
| IRS LIQUOR LAWS                    | 3,457       | 3,522            | 5,409                 | 5,501 | 4,524  | 323        | 567        | 23      | 64    |
| JUVENILE DELINQUENCY               | 273         | 281              | 341                   | 351   | 335    | 7          | 7          | 2       |       |
| KICKBACKS BY SUB-CONTRACTORS       | 2           |                  | 6                     |       |        |            |            |         |       |
| KICKBACKS PUB. WKS. EMPLOYEES      |             | 1                |                       | 1     | 1      |            |            |         |       |
| KIDNAPING                          | 33          | 34               | 47                    | 45    | 26     | 3          | 7          |         | 9     |
| LABOR INF. DISCLOSURE ACT          | 46          | 29               | 59                    | 30    | 24     |            | 3          | 2       | 1     |
| LOTTERIES                          | 16          | 10               | 19                    | 12    | 10     |            | 2          |         |       |
| MAIL FRAUD                         | 352         | 317              | 648                   | 579   | 355    | 45         | 126        | 21      | 32    |
| MANN ACT                           | 208         | 201              | 253                   | 249   | 150    | 26         | 46         | 15      | 12    |
| MIGRATORY BIRD ACT                 | 513         | 524              | 797                   | 815   | 628    | 81         | 102        | 4       |       |
| MILITARY ZONES & ORDERS            | 21          | 20               | 34                    | 33    | 20     | 3          | 9          | 1       |       |
| MISPRISION OF FELONY               | 9           | 7                | 10                    | 8     | 5      |            | 3          |         |       |
| MOTION ATTACKING SENTENCE          | 23          | 19               | 29                    | 25    | 9      |            | 1          |         | 15    |
| MOTORBOAT ACT OF 1940              | 6           | 9                | 6                     | 9     | 3      | 1          | 4          | 1       |       |
| NARCOTICS                          | 1,650       | 1,586            | 2,148                 | 2,025 | 1,462  | 83         | 325        | 21      | 134   |

TABLE 3. (CONTINUED)  
CRIMINAL CASES AND DEFENDANTS IN UNITED STATES DISTRICT COURTS BY OFFENSE: FISCAL YEAR ENDED JUNE 30, 1962

DISPOSITION OF DEFENDANTS IN TERMINATED CASES

| OFFENSE                                  | CASES FILED   | CASES TERMINATED | DEFTS. IN CASES FILED | TOTAL         | GUILTY        | NOT GUILTY   | DIS-MISSED   | RULE 20      | OTHER      |
|--|---------------|------------------|-----------------------|---------------|---------------|--------------|--------------|--------------|------------|
| NATIONAL MOTOR VEHICLE ACT               | 4,470         | 4,831            | 5,364                 | 5,750         | 4,739         | 97           | 332          | 529          | 53         |
| NATIONAL STOLEN PROPERTY ACT             | 1,170         | 1,379            | 1,399                 | 1,600         | 1,087         | 16           | 152          | 311          | 34         |
| NAVIGATION & NAVIGABLE WATERS NEUTRALITY | 16            | 10               | 20                    | 10            | 8             | 1            |              |              | 1          |
| OBSCENITY                                | 8             | 7                | 9                     | 8             | 5             | 1            | 2            |              |            |
| OCCUPATIONAL TAX GAMBLERS                | 219           | 207              | 241                   | 225           | 184           | 8            | 22           | 8            | 3          |
| PERJURY                                  | 322           | 261              | 495                   | 377           | 265           | 18           | 89           | 3            | 2          |
| POSTAL LAWS                              | 48            | 31               | 55                    | 40            | 16            | 8            | 6            |              | 10         |
| PRISONS & PRISONERS                      | 2             | 1                | 2                     | 14            | 10            |              | 4            |              |            |
| QUARANTINE                               | 2,606         | 2,632            | 2,913                 | 2,955         | 2,610         | 45           | 134          | 137          | 29         |
| RAILROAD RETIREMENT ACT                  | 11            | 11               | 16                    | 17            | 14            |              | 3            |              |            |
| SABOTAGE                                 | 6             | 9                | 8                     | 11            | 8             |              | 3            |              |            |
| SAFETY APPLIANCE ACT                     | 135           | 153              | 135                   | 153           | 131           | 1            | 13           | 7            | 1          |
| SECURITIES ACT OF 1933                   | 6             | 8                | 11                    | 14            | 11            |              | 3            |              |            |
| SELECTIVE SERVICE                        | 2             | 3                | 2                     | 3             | 1             |              | 2            |              |            |
| SERVICEMENS ACT OF 1944                  | 34            | 35               | 139                   | 142           | 65            | 7            | 68           | 1            | 1          |
| SHIPPING                                 | 321           | 300              | 324                   | 302           | 216           | 3            | 49           | 27           | 7          |
| SLOT MACHINE ACT                         | 4             | 7                | 9                     | 14            | 11            |              | 2            | 1            |            |
| SMUGGLING                                | 18            | 12               | 41                    | 23            | 16            | 3            | 4            |              |            |
| SOCIAL SECURITY ACT                      | 2             | 3                | 12                    | 6             | 3             |              | 2            | 1            |            |
| STOWAWAY ACT                             | 78            | 70               | 102                   | 87            | 71            | 6            | 8            | 1            | 1          |
| SUBVERSIVE ACTIVITIES                    | 43            | 44               | 51                    | 54            | 47            | 3            | 3            | 1            |            |
| SWITCH BLADE KNIVES                      | 38            | 37               | 44                    | 43            | 40            | 1            | 1            | 1            |            |
| TAFT-HARTLEY ACT                         | 1             | 2                | 2                     | 3             | 1             |              | 2            |              |            |
| TEMPORARY UNEMPLOYMENT COMP. ACT         | 1             | 1                | 1                     | 1             | 1             |              |              |              |            |
| THEFTS FROM INTERSTATE COMMERCE          | 17            | 15               | 30                    | 21            | 5             | 4            | 6            |              | 6          |
| THEFTS OF GOVT. PROPERTY                 | 50            | 41               | 50                    | 41            | 34            |              | 3            | 4            |            |
| TRAIN WRECKING                           | 685           | 706              | 991                   | 1,024         | 825           | 44           | 105          | 34           | 16         |
| TRADING WITH THE ENEMY                   | 7             | 7                | 12                    | 11            | 10            | 1            |              |              |            |
| UNEMPLOYMENT COMP. FED. EMPLOYEES        | 2             | 3                | 3                     | 7             | 7             |              |              |              |            |
| VETERANS CLAIMS                          | 4             | 4                | 5                     | 8             | 4             |              | 4            |              |            |
| WIRE TAPPING                             | 74            | 71               | 74                    | 71            | 62            |              | 1            | 8            |            |
| WOOL PRODUCTS LABELING ACT OF 1939       | 39            | 44               | 41                    | 52            | 36            |              | 13           | 3            |            |
| ALL OTHER                                | 5             | 2                | 5                     | 2             | 1             | 1            | 1            |              |            |
|  | 1             | 3                | 2                     | 4             | 3             |              |              |              |            |
|  | 89            | 78               | 121                   | 86            | 56            | 6            | 17           | 3            | 4          |
| <b>TOTALS</b>                            | <b>29,096</b> | <b>29,694</b>    | <b>37,571</b>         | <b>37,666</b> | <b>29,973</b> | <b>1,274</b> | <b>3,831</b> | <b>1,867</b> | <b>721</b> |
| <b>D. C. AND TERRITORIAL VIOLATIONS</b>  |               |                  |                       |               |               |              |              |              |            |
| ABORTION                                 | 12            | 10               | 18                    | 15            | 9             | 1            | 3            |              | 2          |
| ARSON                                    | 2             | 1                | 3                     | 2             | 2             |              |              |              |            |
| ASSAULT                                  | 122           | 134              | 130                   | 145           | 93            | 17           | 20           |              | 15         |
| BLACKMAIL                                | 2             | 1                | 3                     | 2             | 2             |              |              |              |            |
| BRIBERY                                  | 7             | 5                | 8                     | 5             | 5             |              |              |              |            |
| BURGLARY                                 | 77            | 75               | 86                    | 81            | 71            |              | 10           |              |            |
| DISTURBING THE PEACE                     | 13            | 12               | 14                    | 13            | 10            | 2            | 1            |              |            |
| DOMESTIC RELATIONS                       | 1             | 3                | 1                     | 3             |               |              | 2            |              | 1          |
| DRIVING VIOLATIONS                       | 1             | 1                | 1                     | 1             |               |              | 1            |              |            |
| EMBEZZLEMENT                             | 14            | 12               | 14                    | 12            | 9             |              | 1            |              | 2          |
| FALSE IMPERSONATION                      | 14            | 20               | 15                    | 22            | 11            | 2            | 3            | 4            | 2          |
| FORGERY                                  | 51            | 52               | 59                    | 60            | 35            | 3            | 12           | 5            | 5          |
| GAMBLING                                 | 63            | 53               | 118                   | 100           | 89            | 1            | 8            |              | 2          |
| HOUSEBREAKING                            | 204           | 210              | 257                   | 264           | 192           | 24           | 31           |              | 17         |
| LARCENY                                  | 212           | 225              | 257                   | 276           | 200           | 19           | 42           | 4            | 11         |
| MANSLAUGHTER                             | 17            | 11               | 18                    | 11            | 6             | 4            | 1            |              |            |
| MURDER                                   | 76            | 68               | 89                    | 83            | 36            | 16           | 14           |              | 17         |
| PERJURY                                  | 1             | 1                | 1                     | 1             | 1             |              |              |              |            |
| POSSESSION OF FIREARMS                   | 7             | 6                | 7                     | 6             | 3             |              | 2            |              | 1          |
| PROSTITUTION                             | 3             | 1                | 3                     | 1             |               |              | 1            |              |            |
| ROBBERY                                  | 219           | 214              | 293                   | 287           | 198           | 27           | 45           | 1            | 16         |
| SEX OFFENSES                             | 51            | 43               | 66                    | 53            | 27            | 9            | 17           |              |            |
| TRESPASS                                 |               | 1                |                       | 1             |               |              |              |              | 1          |
| ALL OTHER                                | 168           | 164              | 184                   | 179           | 126           | 4            | 25           |              | 24         |
| <b>TOTALS</b>                            | <b>1,337</b>  | <b>1,323</b>     | <b>1,645</b>          | <b>1,623</b>  | <b>1,125</b>  | <b>129</b>   | <b>239</b>   | <b>14</b>    | <b>116</b> |
| <b>GRAND TOTAL</b>                       | <b>30,433</b> | <b>31,017</b>    | <b>39,216</b>         | <b>39,289</b> | <b>31,098</b> | <b>1,403</b> | <b>4,070</b> | <b>1,881</b> | <b>837</b> |

\* EXCLUDES 1,478 CASES AND 1,579 DEFENDANTS INITIATED BY TRANSFER UNDER RULE 20.  
\*\* INCLUDES 1,620 CASES AND 1,881 DEFENDANTS DISPOSED OF BY TRANSFER UNDER RULE 20.

TABLE 4.  
METHOD OF TRIAL OF DEFENDANTS IN CRIMINAL CASES IN UNITED STATES DISTRICT COURTS  
FISCAL YEAR ENDED JUNE 30, 1962

| JUDICIAL DISTRICTS   | TOTAL<br>DEFENDANTS<br>IN CASES<br>TERMINATED | TRIED BY |       | NOT TRIED |
|----------------------|---|----------|-------|-----------|
|                      |   | COURT    | JURY  |           |
| ALABAMA NORTHERN     | 641   | 3        | 9     | 629       |
| ALABAMA MIDDLE       | 157   | 1        | 29    | 127       |
| ALABAMA SOUTHERN     | 214   |          | 2     | 212       |
| ALASKA               | 161   | 5        | 9     | 147       |
| ARIZONA              | 856   | 17       | 46    | 793       |
| ARKANSAS EASTERN     | 331   |          | 22    | 309       |
| ARKANSAS WESTERN     | 186   | 11       | 7     | 168       |
| CALIFORNIA NORTHERN  | 1,034   | 28       | 62    | 944       |
| CALIFORNIA SOUTHERN  | 2,320   | 78       | 161   | 2,081     |
| COLORADO             | 401   | 9        | 38    | 354       |
| CONNECTICUT          | 326   | 19       | 21    | 286       |
| DELAWARE             | 77  |          | 4     | 73        |
| DIST OF COLUMBIA     | 1,592   | 58       | 456   | 1,078     |
| FLORIDA NORTHERN     | 341   | 32       | 60    | 249       |
| FLORIDA SOUTHERN     | 1,651   | 57       | 172   | 1,422     |
| GEORGIA NORTHERN     | 765   | 5        | 66    | 694       |
| GEORGIA MIDDLE       | 431   | 10       | 94    | 327       |
| GEORGIA SOUTHERN     | 502   | 1        | 46    | 455       |
| HAWAII               | 136   | 5        | 4     | 127       |
| IDAHO                | 167   | 1        | 10    | 156       |
| ILLINOIS NORTHERN    | 692   | 71       | 148   | 473       |
| ILLINOIS EASTERN     | 189   | 22       | 2     | 165       |
| ILLINOIS SOUTHERN    | 212   | 9        | 8     | 195       |
| INDIANA NORTHERN     | 186   | 4        | 3     | 179       |
| INDIANA SOUTHERN     | 372   | 11       | 6     | 355       |
| IOWA NORTHERN        | 101   |          | 1     | 100       |
| IOWA SOUTHERN        | 90  |          | 3     | 87        |
| KANSAS               | 441   | 1        | 24    | 416       |
| KENTUCKY EASTERN     | 737   | 6        | 117   | 614       |
| KENTUCKY WESTERN     | 480   |          | 51    | 429       |
| LOUISIANA EASTERN    | 525   | 6        | 12    | 507       |
| LOUISIANA WESTERN    | 460   | 2        | 54    | 404       |
| MAINE                | 84  |          |       | 84        |
| MARYLAND             | 480   | 49       | 41    | 390       |
| MASSACHUSETTS        | 505   | 6        | 62    | 437       |
| MICHIGAN EASTERN     | 820   | 27       | 65    | 728       |
| MICHIGAN WESTERN     | 144   | 3        | 9     | 132       |
| MINNESOTA            | 367   | 4        | 40    | 323       |
| MISSISSIPPI N        | 226   |          | 17    | 209       |
| MISSISSIPPI S        | 333   | 1        | 4     | 328       |
| MISSOURI EASTERN     | 407   | 15       | 43    | 349       |
| MISSOURI WESTERN     | 467   | 2        | 11    | 454       |
| MONTANA              | 215   | 4        | 13    | 198       |
| NEBRASKA             | 141   | 1        | 5     | 135       |
| NEVADA               | 287   | 3        | 29    | 255       |
| NEW HAMPSHIRE        | 73  | 2        | 11    | 60        |
| NEW JERSEY           | 563   | 6        | 68    | 489       |
| NEW MEXICO           | 455   | 3        | 27    | 425       |
| NEW YORK NORTHERN    | 225   |          | 4     | 221       |
| NEW YORK EASTERN     | 604   | 11       | 68    | 525       |
| NEW YORK SOUTHERN    | 1,469   | 114      | 119   | 1,236     |
| NEW YORK WESTERN     | 307   |          | 32    | 275       |
| N CAROLINA EASTERN   | 748   | 101      | 32    | 615       |
| N CAROLINA MIDDLE    | 753   | 156      | 50    | 547       |
| N CAROLINA WESTERN   | 535   | 58       | 29    | 448       |
| NORTH DAKOTA         | 132   | 2        | 37    | 93        |
| OHIO NORTHERN        | 610   | 12       | 14    | 584       |
| OHIO SOUTHERN        | 581   | 12       | 17    | 552       |
| OKLAHOMA NORTHERN    | 193   | 9        | 17    | 167       |
| OKLAHOMA EASTERN     | 245   |          | 15    | 230       |
| OKLAHOMA WESTERN     | 344   | 10       | 14    | 320       |
| OREGON               | 298   | 9        | 37    | 252       |
| PENNSYLVANIA EASTERN | 347   | 18       | 18    | 311       |
| PENNSYLVANIA MIDDLE  | 172   | 4        | 14    | 154       |
| PENNSYLVANIA WESTERN | 440   | 6        | 25    | 409       |
| PUERTO RICO          | 147   | 5        | 7     | 135       |
| RHODE ISLAND         | 96  |          | 3     | 93        |
| S CAROLINA EASTERN   | 672   | 5        | 28    | 639       |
| S CAROLINA WESTERN   | 272   |          | 7     | 265       |
| SOUTH DAKOTA         | 131   | 2        | 8     | 121       |
| TENNESSEE EASTERN    | 676   | 14       | 122   | 540       |
| TENNESSEE MIDDLE     | 365   | 4        | 49    | 312       |
| TENNESSEE WESTERN    | 362   | 3        | 31    | 328       |
| TEXAS NORTHERN       | 516   | 3        | 40    | 473       |
| TEXAS EASTERN        | 185   |          | 12    | 173       |
| TEXAS SOUTHERN       | 1,009   | 43       | 56    | 910       |
| TEXAS WESTERN        | 1,457   | 6        | 34    | 1,417     |
| UTAH                 | 259   | 4        | 39    | 216       |
| VERMONT              | 44  |          | 1     | 43        |
| VIRGINIA EASTERN     | 588   | 96       | 38    | 454       |
| VIRGINIA WESTERN     | 328   | 29       | 20    | 279       |
| WASHINGTON EASTERN   | 131   | 6        | 11    | 114       |
| WASHINGTON WESTERN   | 332   | 3        | 33    | 296       |
| WEST VIRGINIA N      | 122   | 6        | 12    | 104       |
| WEST VIRGINIA S      | 402   | 27       | 13    | 362       |
| WISCONSIN EASTERN    | 195   | 10       | 9     | 176       |
| WISCONSIN WESTERN    | 90  |          | 5     | 85        |
| WYOMING              | 165   |          | 10    | 155       |
| CANAL ZONE           | 231   | 30       |       | 201       |
| GUAM                 | 40  | 4        |       | 36        |
| VIRGIN ISLANDS       | 130   | 21       | 5     | 104       |
| TOTALS               | 39,289  | 1,441    | 3,327 | 34,521    |

TABLE 5.  
UNITED STATES ATTORNEYS FINANCIAL SUMMARY FISCAL YEAR ENDED JUNE 30, 1962

PART I

| JUDICIAL DISTRICTS   | IMPOSED      |             |            |                       |               |
|----------------------|--------------|-------------|------------|-----------------------|---------------|
|                      | FINES        | FORFEITURES | PENALTIES  | OTHER CIVIL JUDGMENTS | TOTAL         |
| ALABAMA NORTHERN     | 74,782.50    | 25,500.00   | 300.00     | 173,721.22            | 274,303.72    |
| ALABAMA MIDDLE       | 6,891.96     |             |            | 22,558.53             | 29,450.09     |
| ALABAMA SOUTHERN     | 3,800.00     | 1,000.00    | 100.00     | 52,028.63             | 56,928.63     |
| ALASKA               | 11,770.95    | 10,299.88   |            | 100,121.29            | 122,192.12    |
| ARIZONA              | 25,426.00    | 1,000.00    | 4,960.61   | 122,257.52            | 153,644.13    |
| ARKANSAS EASTERN     | 36,724.20    |             |            | 102,658.59            | 139,382.79    |
| ARKANSAS WESTERN     | 14,170.90    |             | 537.00     | 195,384.56            | 210,092.46    |
| CALIFORNIA NORTHERN  | 163,190.00   |             |            | 3,577,642.19          | 3,740,832.19  |
| CALIFORNIA SOUTHERN  | 615,374.75   | 64,500.00   |            | 2,117,699.30          | 2,797,574.05  |
| COLORADO             | 17,425.00    | 9,240.00    | 833.70     | 22,513.19             | 50,011.89     |
| CONNECTICUT          | 63,634.62    |             |            | 30,306.79             | 93,941.41     |
| DELAWARE             | 550.00       |             | 500.00     | 778,119.10            | 779,169.10    |
| DIST OF COLUMBIA     | 28,200.00    |             |            | 39,256.87             | 67,456.87     |
| FLORIDA NORTHERN     | 11,940.00    | 2,078.87    |            | 55,900.75             | 69,919.62     |
| FLORIDA SOUTHERN     | 165,778.00   | 3,254.18    |            | 3,491,260.61          | 3,660,292.79  |
| GEORGIA NORTHERN     | 55,840.00    | 2,750.00    |            | 36,657.03             | 95,247.03     |
| GEORGIA MIDDLE       | 48,087.00    | 22,672.00   | 493.23     | 30,624.72             | 101,876.95    |
| GEORGIA SOUTHERN     | 60,559.00    | 760.00      | 28,060.09  | 73,283.92             | 162,663.01    |
| HAWAII               | 5,735.00     |             |            | 1,053.83              | 6,788.83      |
| IDAHO                | 25,736.00    |             |            | 864,318.96            | 890,054.96    |
| ILLINOIS NORTHERN    | 209,878.14   | 56,000.00   |            | 1,862,818.02          | 2,128,696.16  |
| ILLINOIS EASTERN     | 11,198.55    | 1,000.00    | 711.50     | 33,471.02             | 46,381.07     |
| ILLINOIS SOUTHERN    | 65,145.00    |             |            | 286,854.29            | 351,999.29    |
| INDIANA NORTHERN     | 27,114.98    | 1,500.00    | 5,450.60   | 60,351.82             | 94,417.40     |
| INDIANA SOUTHERN     | 83,361.00    |             |            | 99,190.69             | 182,551.69    |
| IOWA NORTHERN        | 15,045.00    |             | 2,850.50   | 136,591.78            | 154,487.28    |
| IOWA SOUTHERN        | 8,451.25     |             | 66.41      | 1,230,795.35          | 1,239,313.01  |
| KANSAS               | 20,961.96    |             | 4,423.79   | 1,344,003.30          | 1,369,389.05  |
| KENTUCKY EASTERN     | 22,404.40    | 1,900.00    |            | 38,860.16             | 63,164.56     |
| KENTUCKY WESTERN     | 132,410.00   | 6,300.00    | 277.00     | 40,528.03             | 179,515.03    |
| LOUISIANA EASTERN    | 23,544.20    |             |            | 131,758.59            | 155,302.79    |
| LOUISIANA WESTERN    | 38,761.00    | 2,000.00    |            | 1,696,666.97          | 1,737,427.97  |
| MAINE                | 17,080.00    |             | 19,337.51  | 17,184.20             | 54,601.71     |
| MARYLAND             | 229,303.75   | 3,105.46    | 400.00     | 886,670.04            | 1,119,479.25  |
| MASSACHUSETTS        | 306,941.00   | 1,102.60    | 7,600.82   | 561,441.10            | 876,685.52    |
| MICHIGAN EASTERN     | 55,432.50    |             |            | 471,547.46            | 526,979.96    |
| MICHIGAN WESTERN     | 40,150.00    |             | 477.20     | 40,391.69             | 81,018.89     |
| MINNESOTA            | 106,258.44   |             |            | 240,767.58            | 347,026.02    |
| MISSISSIPPI N        | 3,400.00     | 1,785.22    |            | 153,751.71            | 158,936.93    |
| MISSISSIPPI S        | 50,650.00    | 1,750.00    |            | 73,755.48             | 126,155.48    |
| MISSOURI EASTERN     | 114,641.70   |             | 4,130.20   | 373,331.43            | 492,103.33    |
| MISSOURI WESTERN     | 69,801.40    |             |            | 201,529.68            | 271,331.08    |
| MONTANA              | 11,913.77    |             | 1,916.60   | 114,407.22            | 128,237.59    |
| NEBRASKA             | 45,032.62    |             |            | 197,062.25            | 242,094.87    |
| NEVADA               | 16,850.00    |             |            | 14,778.98             | 31,628.98     |
| NEW HAMPSHIRE        | 42,700.00    |             |            | 25,343.28             | 68,043.28     |
| NEW JERSEY           | 163,125.00   | 1,357.45    | 1,925.60   | 1,279,170.65          | 1,445,578.70  |
| NEW MEXICO           | 10,225.00    |             |            | 937,730.63            | 947,955.63    |
| NEW YORK NORTHERN    | 100,797.33   |             |            | 34,275.78             | 135,073.11    |
| NEW YORK EASTERN     | 89,970.00    | 7,842.10    | 2,000.00   | 734,516.73            | 834,328.83    |
| NEW YORK SOUTHERN    | 680,499.00   | 333,120.00  | 100.00     | 3,585,226.40          | 4,598,945.40  |
| NEW YORK WESTERN     | 171,150.00   | 956.08      |            | 174,417.45            | 346,523.53    |
| N CAROLINA EASTERN   | 139,385.83   |             | 4,998.39   | 26,493.45             | 171,777.67    |
| N CAROLINA MIDDLE    | 286,525.00   | 8,750.00    |            | 237,226.43            | 532,501.43    |
| N CAROLINA WESTERN   | 111,994.44   | 18,860.00   |            | 57,660.97             | 188,515.41    |
| NORTH DAKOTA         | 7,085.00     |             |            | 134,927.01            | 141,612.01    |
| OHIO NORTHERN        | 109,175.00   |             | 4,057.62   | 321,342.72            | 434,575.34    |
| OHIO SOUTHERN        | 327,841.00   | 4,000.00    | 2,109.00   | 88,200.56             | 422,141.56    |
| OKLAHOMA NORTHERN    | 3,337.00     | 1,000.00    |            | 97,378.52             | 101,715.52    |
| OKLAHOMA EASTERN     | 2,200.00     |             | 811.00     | 53,486.48             | 56,497.48     |
| OKLAHOMA WESTERN     | 29,590.00    |             | 8,314.20   | 101,126.43            | 139,030.63    |
| OREGON               | 31,703.40    |             | 9,013.54   | 508,293.70            | 549,010.64    |
| PENNSYLVANIA EASTERN | 233,140.00   |             | 1,000.00   | 483,022.00            | 717,162.00    |
| PENNSYLVANIA MIDDLE  | 32,700.00    |             |            | 189,412.80            | 222,112.80    |
| PENNSYLVANIA WESTERN | 161,499.86   | 10,000.00   |            | 190,237.55            | 361,737.41    |
| PUERTO RICO          | 2,715.00     |             |            | 1,068,910.24          | 1,071,625.24  |
| RHODE ISLAND         | 17,435.00    |             |            | 163,180.52            | 180,615.52    |
| S CAROLINA EASTERN   | 50,290.00    | 5,000.00    | 2,240.69   | 97,430.36             | 154,961.05    |
| S CAROLINA WESTERN   |              |             |            | 130,458.34            | 130,458.34    |
| SOUTH DAKOTA         | 3,847.00     |             |            | 9,014.26              | 12,861.26     |
| TENNESSEE EASTERN    | 21,369.01    | 250.00      |            | 974,289.08            | 995,908.09    |
| TENNESSEE MIDDLE     | 24,450.00    | 1,312.70    | 300.00     | 127,830.10            | 153,892.80    |
| TENNESSEE WESTERN    | 29,300.00    |             | 2,919.00   | 21,522.54             | 53,741.54     |
| TEXAS NORTHERN       | 149,464.00   | 6,000.00    |            | 469,903.30            | 625,367.30    |
| TEXAS EASTERN        | 25,150.00    | 231.40      |            | 91,687.52             | 117,068.92    |
| TEXAS SOUTHERN       | 46,825.00    |             |            | 218,200.83            | 265,025.83    |
| TEXAS WESTERN        | 103,876.00   | 2,100.00    | 990.00     | 341,124.39            | 448,090.39    |
| UTAH                 | 25,860.00    |             | 3,242.00   | 55,829.90             | 84,931.90     |
| VERMONT              | 20,450.00    |             |            | 45,288.22             | 65,738.22     |
| VIRGINIA EASTERN     | 32,760.00    |             |            | 15,090.96             | 47,850.96     |
| VIRGINIA WESTERN     | 81,000.00    |             |            | 774,720.57            | 855,720.57    |
| WASHINGTON EASTERN   | 27,170.00    |             |            | 56,652.39             | 83,822.39     |
| WASHINGTON WESTERN   | 54,659.50    | 4,222.54    | 276.15     | 904,790.51            | 963,948.70    |
| WEST VIRGINIA N      | 33,287.00    |             |            | 19,651.43             | 52,938.43     |
| WEST VIRGINIA S      | 22,375.00    | 1,000.00    |            | 64,935.70             | 88,310.70     |
| WISCONSIN EASTERN    | 49,765.00    |             |            | 55,542.43             | 105,307.43    |
| WISCONSIN WESTERN    | 2,640.00     | 760.00      | 4,114.50   | 46,433.55             | 53,948.05     |
| WYOMING              | 6,475.00     |             |            | 24,827.72             | 31,302.72     |
| CANAL ZONE           |              |             |            |                       |               |
| GUAM                 |              |             |            |                       |               |
| VIRGIN ISLANDS       | 620.00       |             | 100.00     | 7,909.00              | 8,629.00      |
| TOTALS               | 6,727,371.51 | 628,160.48  | 131,929.45 | 37,240,189.84         | 44,727,651.28 |

TABLE 5.  
UNITED STATES ATTORNEYS FINANCIAL SUMMARY FISCAL YEAR ENDED JUNE 30, 1962

PART 2.

| JUDICIAL DISTRICTS   | COLLECTED    |             |            |                       |               | COLLECTIONS WITHOUT ACTUAL SUIT OR PROSECUTION |               |
|----------------------|--------------|-------------|------------|-----------------------|---------------|--|---------------|
|                      | FINES        | FORFEITURES | PENALTIES  | OTHER CIVIL JUDGMENTS | TOTAL         | CRIMINAL                                       | CIVIL         |
| ALABAMA NORTHERN     | 66,404.88    | 250.00      | 287.00     | 197,794.53            | 264,736.41    |  | 34,459.56     |
| ALABAMA MIDDLE       | 8,691.56     | 2,190.00    |            | 47,962.44             | 58,844.00     |  | 21,574.48     |
| ALABAMA SOUTHERN     | 2,250.00     | 1,000.00    | 100.00     | 22,346.72             | 25,696.72     |  | 21,131.83     |
| ALASKA               | 5,633.95     |             | 392.15     | 25,879.21             | 31,905.31     | 2,740.95                                       | 12,282.96     |
| ARIZONA              | 8,606.00     | 6,000.00    | 6,849.50   | 22,261.02             | 43,716.52     | 69.33  | 34,918.39     |
| ARKANSAS EASTERN     | 32,912.80    | 134,766.69  | 84,846.37  | 31,451.18             | 283,977.04    |  | 23,146.55     |
| ARKANSAS WESTERN     | 15,070.90    |             | 537.00     | 10,169.61             | 25,777.51     |  | 401,934.19    |
| CALIFORNIA NORTHERN  | 161,900.91   |             |            | 3,609,313.66          | 3,771,214.57  | 10.00  | 238,157.97    |
| CALIFORNIA SOUTHERN  | 135,401.12   | 12,304.00   |            | 672,610.31            | 820,315.43    |  | 15,609,506.75 |
| COLORADO             | 18,194.25    | 8,741.50    | 891.57     | 51,828.42             | 79,655.74     |  | 39,453.23     |
| CONNECTICUT          | 65,441.96    |             | 500.00     | 257,497.17            | 323,439.13    |  | 230,578.67    |
| DELAWARE             | 630.00       |             | 500.00     | 2,518.02              | 3,648.02      |  | 2,000.70      |
| DIST OF COLUMBIA     | 38,729.50    | 10,000.00   |            | 23,781.73             | 72,511.23     |  | 33,521.37     |
| FLORIDA NORTHERN     | 5,840.00     | 843.87      |            | 40,581.12             | 47,264.99     | 50.00  | 6,497.73      |
| FLORIDA SOUTHERN     | 122,909.84   | 1,354.18    | 122.00     | 1,916,667.35          | 2,041,053.37  | 1,965.72                                       | 361,073.85    |
| GEORGIA NORTHERN     | 64,154.50    | 3,888.44    |            | 66,553.63             | 134,596.57    |  | 27,646.66     |
| GEORGIA MIDDLE       | 49,712.00    | 59,415.14   | 60.00      | 13,924.75             | 118,711.89    | 345.00   | 55,840.86     |
| GEORGIA SOUTHERN     | 44,903.00    | 780.00      | 8,132.73   | 8,280.40              | 62,096.13     | 50.00  | 15,840.68     |
| HAWAII               | 8,970.00     | 1.47        |            | 3,160.44              | 12,131.91     |  | 7,870.69      |
| IDAHO                | 26,351.00    |             | 421.00     | 97,508.94             | 124,280.94    |  | 53,027.40     |
| ILLINOIS NORTHERN    | 120,734.93   | 39,120.00   |            | 341,929.81            | 501,784.74    |  | 40,910.26     |
| ILLINOIS EASTERN     | 10,108.34    | 5.00        | 1,219.70   | 15,284.71             | 26,617.75     |  | 36,249.67     |
| ILLINOIS SOUTHERN    | 66,196.71    |             |            | 31,591.50             | 97,788.21     |  | 972,600.04    |
| INDIANA NORTHERN     | 8,798.98     | 381.00      | 5,097.60   | 26,296.49             | 40,574.07     |  | 109,487.09    |
| INDIANA SOUTHERN     | 60,092.28    |             |            | 239,123.39            | 299,215.67    |  | 96,841.03     |
| IOWA NORTHERN        | 14,695.00    |             | 1,832.50   | 181,200.91            | 197,728.41    |  | 81,286.75     |
| IOWA SOUTHERN        | 9,682.74     |             | 293.36     | 23,440.76             | 33,416.86     |  | 33,118.98     |
| KANSAS               | 18,167.90    |             | 1,832.13   | 182,460.85            | 202,460.88    |  | 144,145.38    |
| KENTUCKY EASTERN     | 18,609.40    | 1,235.00    |            | 6,980.80              | 26,825.20     |  | 152,691.68    |
| KENTUCKY WESTERN     | 141,115.62   | 300.00      | 145.00     | 64,749.23             | 206,309.85    | 3,091.00                                       | 25,185.49     |
| LOUISIANA EASTERN    | 16,864.20    |             |            | 23,757.41             | 40,621.61     |  | 162,858.01    |
| LOUISIANA WESTERN    | 27,896.00    | 2,000.00    |            | 297,561.96            | 327,457.96    |  | 49,139.81     |
| MAINE                | 17,180.00    | 100.00      | 201,805.26 | 3,988.12              | 223,073.38    | 750.00   | 633,077.02    |
| MARYLAND             | 161,845.69   | 2,605.46    | 1,281.45   | 32,256.74             | 197,989.34    |  | 90,022.03     |
| MASSACHUSETTS        | 307,062.00   | 3,002.85    | 6,839.39   | 244,245.70            | 561,149.94    | 311.09   | 399,532.40    |
| MICHIGAN EASTERN     | 51,511.30    |             |            | 57,495.52             | 109,006.82    |  | 315,146.60    |
| MICHIGAN WESTERN     | 36,765.00    |             | 1,378.62   | 46,778.73             | 84,922.35     | 140.00   | 213,521.44    |
| MINNESOTA            | 56,902.44    |             |            | 44,340.83             | 101,243.27    |  | 69,758.69     |
| MISSISSIPPI N        | 3,895.00     | 1,785.23    |            | 15,650.58             | 21,330.81     |  | 69,142.29     |
| MISSISSIPPI S        | 36,070.74    |             |            | 116.98                | 36,187.72     | 30.00  | 138,792.71    |
| MISSOURI EASTERN     | 114,845.05   | 5,900.00    | 3,477.00   | 32,702.12             | 196,524.17    |  | 34,902.51     |
| MISSOURI WESTERN     | 49,569.85    | 1,000.00    | 260.00     | 25,723.70             | 76,553.55     |  | 32,824.80     |
| MONTANA              | 7,280.00     |             | 10,695.55  | 48,832.48             | 66,808.03     | 204.00   | 31,163.37     |
| NEBRASKA             | 39,348.90    |             | 45.00      | 134,035.66            | 173,429.76    | 25.00  | 92,175.68     |
| NEVADA               | 16,267.00    |             |            | 189,854.17            | 206,121.17    |  | 7,001.08      |
| NEW HAMPSHIRE        | 16,376.05    |             | 439.00     | 9,787.76              | 26,602.81     |  | 16,638.21     |
| NEW JERSEY           | 111,611.74   | 245.00      | 6,912.62   | 427,570.58            | 546,339.94    | 23,524.00                                      | 760,171.95    |
| NEW MEXICO           | 6,700.00     |             | 606.85     | 580,547.58            | 587,854.43    |  | 70,140.21     |
| NEW YORK NORTHERN    | 115,013.33   |             |            | 127,682.05            | 242,695.38    |  | 804,892.73    |
| NEW YORK EASTERN     | 255,467.70   | 7,842.10    | 2,000.00   | 169,927.34            | 435,237.14    | 86,942.36                                      | 1,831,817.11  |
| NEW YORK SOUTHERN    | 613,058.57   | 303,805.19  |            | 201,606.34            | 1,118,470.10  |  | 1,384,614.18  |
| NEW YORK WESTERN     | 50,400.00    | 857.79      |            | 101,188.85            | 152,446.64    | 36.00  | 168,645.06    |
| N CAROLINA EASTERN   | 86,748.99    | 900.00      | 4,762.37   | 17,069.74             | 109,481.10    |  | 33,098.48     |
| N CAROLINA MIDDLE    | 197,216.08   | 3,250.00    | 100.00     | 114,523.54            | 315,089.62    |  | 4,971.34      |
| N CAROLINA WESTERN   | 104,619.18   | 7,510.00    | 3,135.10   | 6,106.03              | 121,370.31    | 1,248.79                                       | 49,558.96     |
| NORTH DAKOTA         | 5,615.00     |             |            | 49,327.37             | 54,952.37     |  | 32,286.47     |
| OHIO NORTHERN        | 80,877.20    |             | 6,912.34   | 397,426.12            | 485,215.66    |  | 93,124.28     |
| OHIO SOUTHERN        | 290,306.00   | 4,000.00    | 4,050.00   | 48,448.15             | 346,804.15    |  | 238,116.68    |
| OKLAHOMA NORTHERN    | 4,237.00     | 33,835.72   |            | 1,132,218.25          | 1,170,290.97  |  | 4,344.39      |
| OKLAHOMA EASTERN     | 6,520.00     |             | 574.00     | 12,195.31             | 19,289.31     | 3,280.00                                       | 13,710.64     |
| OKLAHOMA WESTERN     | 30,798.88    | 750.00      | 5,326.18   | 43,741.98             | 80,617.04     |  | 131,571.29    |
| OREGON               | 15,701.67    |             | 9,013.54   | 306,986.16            | 331,701.37    |  | 87,570.17     |
| PENNSYLVANIA EASTERN | 196,005.00   |             |            | 495,165.79            | 691,170.79    |  | 224,641.00    |
| PENNSYLVANIA MIDDLE  | 22,658.70    |             |            | 98,505.87             | 121,164.57    |  | 20,912.40     |
| PENNSYLVANIA WESTERN | 108,496.97   | 6,500.00    | 1,492.27   | 59,916.88             | 176,406.12    |  | 419,707.99    |
| PUERTO RICO          | 2,920.00     |             |            | 117,304.71            | 120,224.71    | 125.00   | 51,231.73     |
| RHODE ISLAND         | 16,985.00    |             |            | 34,049.24             | 51,034.24     |  | 140,659.00    |
| S CAROLINA EASTERN   | 42,951.00    | 1,000.00    | 152.66     | 47,692.66             | 91,796.32     |  | 87,201.08     |
| S CAROLINA WESTERN   |              |             |            | 27,226.07             | 27,226.07     |  | 5,822.37      |
| SOUTH DAKOTA         | 7,927.00     |             |            | 35,356.99             | 43,283.99     |  | 33,238.57     |
| TENNESSEE EASTERN    | 15,635.23    | 703.39      | 904.00     | 34,659.19             | 51,901.81     |  | 61,424.49     |
| TENNESSEE MIDDLE     | 12,300.00    | 1,962.01    | 630.77     | 2,193.04              | 17,085.82     | 356.20   | 3,975.56      |
| TENNESSEE WESTERN    | 27,316.00    |             | 2,919.00   | 30,033.23             | 60,268.23     |  | 111,536.36    |
| TEXAS NORTHERN       | 73,964.00    | 5,000.00    |            | 184,512.10            | 263,476.10    |  | 1,798,620.50  |
| TEXAS EASTERN        | 4,030.00     |             |            | 42,926.71             | 46,956.71     |  | 151,077.40    |
| TEXAS SOUTHERN       | 32,327.00    | 39,000.00   |            | 104,233.73            | 175,560.73    |  | 86,834.76     |
| TEXAS WESTERN        | 78,176.00    | 4,000.00    | 1,304.68   | 52,898.37             | 136,379.05    |  | 124,493.24    |
| UTAH                 | 25,120.00    | 20.00       | 2,715.00   | 22,107.49             | 49,962.49     |  | 33,255.41     |
| VERMONT              | 1,750.00     |             |            | 2,987.75              | 4,737.75      |  | 43,614.82     |
| VIRGINIA EASTERN     | 54,444.76    |             |            | 17,759.84             | 72,204.60     | 20.00  | 23,664.97     |
| VIRGINIA WESTERN     | 75,913.22    | 1,083.10    | 520.00     | 16,911.27             | 94,427.59     |  | 114,625.59    |
| WASHINGTON EASTERN   | 10,275.00    |             | 235.00     | 111,103.65            | 121,613.65    |  | 81,722.13     |
| WASHINGTON WESTERN   | 90,329.34    | 3,416.72    | 151.70     | 117,265.76            | 211,163.52    |  | 83,920.50     |
| WEST VIRGINIA N      | 27,187.00    |             |            | 72,666.40             | 99,853.40     |  | 35,388.26     |
| WEST VIRGINIA S      | 9,620.00     |             |            | 31,519.84             | 41,139.84     |  | 21,007.50     |
| WISCONSIN EASTERN    | 67,118.00    |             |            | 24,428.26             | 91,546.26     |  | 183,870.12    |
| WISCONSIN WESTERN    | 2,470.00     | 422.10      | 2,957.40   | 113,636.57            | 119,486.07    |  | 53,160.03     |
| WYOMING              | 5,675.00     |             |            | 23,489.91             | 29,164.91     |  | 13,145.77     |
| CANAL ZONE           |              |             |            | 9,793.51              | 9,793.51      |  |               |
| GUAM                 |              |             |            |                       |               |  | 370.00        |
| VIRGIN ISLANDS       | 348.00       |             | 10.00      | 38,011.00             | 38,369.00     |  | 1,729.00      |
| TOTALS               | 5,293,422.85 | 724,672.95  | 397,666.36 | 15,146,808.98         | 21,562,571.14 | 125,314.44                                     | 30,998,162.03 |

TABLE 6.  
CASE LOAD PER ASSISTANT UNITED STATES ATTORNEY BASED ON UNITED STATES CASES IN DISTRICT AND STATE COURTS  
FISCAL YEAR ENDED JUNE 30, 1962

| JUDICIAL DISTRICTS   | AVERAGE NUMBER OF ASSISTANT U. S. ATTORNEYS | U. S. CASES PENDING 7-1-61 | CASES FILED DURING YEAR | U. S. CASES HANDLED DURING YEAR | CASES HANDLED PER ASST. U. S. ATTORNEY | CASES TERMINATED DURING YEAR | CASES TERMINATED PER ASST. U. S. ATTORNEY | U. S. CASES PENDING 6-30-62 |
|----------------------|---|----------------------------|-------------------------|---------------------------------|--|------------------------------|---|-----------------------------|
| ALABAMA NORTHERN     | 4.3   | 256                        | 569                     | 825                             | 191.9                                  | 661                          | 153.7                                     | 164                         |
| ALABAMA MIDDLE       | 1.4   | 39                         | 194                     | 233                             | 166.4                                  | 182                          | 130.0                                     | 51                          |
| ALABAMA SOUTHERN     | 1.8   | 117                        | 286                     | 403                             | 223.9                                  | 264                          | 146.7                                     | 139                         |
| ALASKA               | 3.8   | 163                        | 221                     | 384                             | 101.1                                  | 239                          | 62.9                                      | 145                         |
| ARIZONA              | 5.4   | 392                        | 1,044                   | 1,436                           | 265.9                                  | 1,012                        | 187.4                                     | 424                         |
| ARKANSAS EASTERN     | 4.8   | 243                        | 406                     | 649                             | 135.2                                  | 410                          | 85.4                                      | 239                         |
| ARKANSAS WESTERN     | 2.0   | 85                         | 236                     | 321                             | 160.5                                  | 224                          | 112.0                                     | 97                          |
| CALIFORNIA NORTHERN  | 18.0  | 923                        | 1,416                   | 2,339                           | 129.9                                  | 1,384                        | 76.9                                      | 955                         |
| CALIFORNIA SOUTHERN  | 43.8  | 1,217                      | 3,079                   | 4,296                           | 98.0                                   | 2,913                        | 66.5                                      | 1,383                       |
| COLORADO             | 5.8   | 267                        | 528                     | 795                             | 137.1                                  | 525                          | 90.5                                      | 270                         |
| CONNECTICUT          | 3.2   | 562                        | 613                     | 1,175                           | 367.2                                  | 634                          | 198.1                                     | 541                         |
| DELAWARE             | .5  | 113                        | 113                     | 226                             | 452.0                                  | 96                           | 192.0                                     | 130                         |
| DIST OF COLUMBIA     | 38.4  | 813                        | 2,157                   | 2,970                           | 77.3                                   | 2,138                        | 55.7                                      | 832                         |
| FLORIDA NORTHERN     | 2.8   | 158                        | 374                     | 532                             | 190.0                                  | 362                          | 129.3                                     | 170                         |
| FLORIDA SOUTHERN     | 11.5  | 1,510                      | 2,511                   | 4,021                           | 349.7                                  | 2,216                        | 192.7                                     | 1,805                       |
| GEORGIA NORTHERN     | 5.3   | 303                        | 820                     | 1,123                           | 211.9                                  | 825                          | 153.7                                     | 298                         |
| GEORGIA MIDDLE       | 3.3   | 163                        | 476                     | 639                             | 193.6                                  | 466                          | 141.2                                     | 173                         |
| GEORGIA SOUTHERN     | 3.6   | 238                        | 448                     | 686                             | 190.6                                  | 466                          | 129.4                                     | 220                         |
| HAWAII               | 2.3   | 62                         | 189                     | 251                             | 109.1                                  | 166                          | 72.2                                      | 85                          |
| IDAHO                | 1.2   | 102                        | 249                     | 351                             | 292.5                                  | 230                          | 191.7                                     | 121                         |
| ILLINOIS NORTHERN    | 32.1  | 1,065                      | 1,708                   | 2,773                           | 86.4                                   | 1,538                        | 47.9                                      | 1,235                       |
| ILLINOIS EASTERN     | 2.3   | 116                        | 380                     | 496                             | 215.7                                  | 298                          | 129.6                                     | 198                         |
| ILLINOIS SOUTHERN    | 2.8   | 191                        | 347                     | 538                             | 192.1                                  | 308                          | 110.0                                     | 230                         |
| INDIANA NORTHERN     | 1.0   | 185                        | 358                     | 543                             | 543.0                                  | 305                          | 305.0                                     | 238                         |
| INDIANA SOUTHERN     | 4.1   | 241                        | 584                     | 825                             | 201.2                                  | 559                          | 136.3                                     | 266                         |
| IOWA NORTHERN        | .9  | 50                         | 204                     | 254                             | 282.2                                  | 159                          | 176.7                                     | 95                          |
| IOWA SOUTHERN        | .3  | 101                        | 289                     | 390                             | 1300.0                                 | 245                          | 816.7                                     | 145                         |
| KANSAS               | 5.6   | 570                        | 1,023                   | 1,593                           | 284.5                                  | 857                          | 153.0                                     | 736                         |
| KENTUCKY EASTERN     | 3.3   | 265                        | 645                     | 910                             | 275.8                                  | 649                          | 196.7                                     | 261                         |
| KENTUCKY WESTERN     | 3.4   | 201                        | 583                     | 784                             | 230.6                                  | 546                          | 160.6                                     | 238                         |
| LOUISIANA EASTERN    | 5.3   | 347                        | 605                     | 952                             | 179.6                                  | 532                          | 100.4                                     | 420                         |
| LOUISIANA WESTERN    | 4.2   | 200                        | 523                     | 723                             | 172.1                                  | 500                          | 119.0                                     | 223                         |
| MAINE                | 1.6   | 89                         | 119                     | 208                             | 130.0                                  | 147                          | 91.9                                      | 61                          |
| MARYLAND             | 7.2   | 442                        | 636                     | 1,078                           | 149.7                                  | 611                          | 84.9                                      | 467                         |
| MASSACHUSETTS        | 13.4  | 821                        | 1,040                   | 1,861                           | 138.9                                  | 1,078                        | 80.4                                      | 783                         |
| MICHIGAN EASTERN     | 11.1  | 571                        | 1,309                   | 1,880                           | 169.4                                  | 1,170                        | 109.4                                     | 710                         |
| MICHIGAN WESTERN     | 1.7   | 122                        | 257                     | 379                             | 222.9                                  | 248                          | 145.9                                     | 131                         |
| MINNESOTA            | 5.8   | 328                        | 738                     | 1,066                           | 183.8                                  | 683                          | 117.8                                     | 383                         |
| MISSISSIPPI N        | 1.8   | 75                         | 236                     | 311                             | 172.8                                  | 234                          | 130.0                                     | 77                          |
| MISSISSIPPI S        | 3.0   | 165                        | 425                     | 590                             | 196.7                                  | 416                          | 138.7                                     | 174                         |
| MISSOURI EASTERN     | 7.6   | 198                        | 545                     | 743                             | 97.8                                   | 574                          | 75.5                                      | 169                         |
| MISSOURI WESTERN     | 6.7   | 247                        | 752                     | 999                             | 149.1                                  | 727                          | 108.5                                     | 272                         |
| MONTANA              | 3.8   | 114                        | 309                     | 423                             | 111.3                                  | 273                          | 71.8                                      | 150                         |
| NEBRASKA             | 3.7   | 163                        | 347                     | 510                             | 137.8                                  | 254                          | 68.6                                      | 256                         |
| NEVADA               | 2.0   | 143                        | 241                     | 384                             | 192.0                                  | 273                          | 136.5                                     | 111                         |
| NEW HAMPSHIRE        | 1.9   | 76                         | 84                      | 160                             | 84.2                                   | 69                           | 36.3                                      | 91                          |
| NEW JERSEY           | 14.7  | 809                        | 1,409                   | 2,218                           | 150.9                                  | 1,263                        | 85.9                                      | 955                         |
| NEW MEXICO           | 2.9   | 133                        | 583                     | 716                             | 246.9                                  | 546                          | 188.3                                     | 170                         |
| NEW YORK NORTHERN    | 5.9   | 426                        | 523                     | 949                             | 160.8                                  | 482                          | 81.7                                      | 467                         |
| NEW YORK EASTERN     | 28.5  | 1,313                      | 1,736                   | 3,049                           | 107.0                                  | 1,645                        | 57.7                                      | 1,404                       |
| NEW YORK SOUTHERN    | 56.7  | 1,495                      | 2,258                   | 3,753                           | 66.2                                   | 1,997                        | 35.2                                      | 1,256                       |
| NEW YORK WESTERN     | 4.8   | 399                        | 659                     | 1,058                           | 220.4                                  | 607                          | 126.5                                     | 451                         |
| N CAROLINA EASTERN   | 4.1   | 505                        | 585                     | 1,090                           | 265.9                                  | 604                          | 147.3                                     | 486                         |
| N CAROLINA MIDDLE    | 1.2   | 133                        | 563                     | 696                             | 580.0                                  | 582                          | 485.0                                     | 114                         |
| N CAROLINA WESTERN   | 1.1   | 149                        | 504                     | 653                             | 593.6                                  | 482                          | 438.2                                     | 171                         |
| NORTH DAKOTA         | 2.5   | 72                         | 155                     | 227                             | 90.8                                   | 145                          | 58.0                                      | 82                          |
| OHIO NORTHERN        | 6.0   | 950                        | 1,558                   | 2,508                           | 418.0                                  | 1,299                        | 216.5                                     | 1,209                       |
| OHIO SOUTHERN        | 6.0   | 414                        | 1,107                   | 1,521                           | 253.5                                  | 948                          | 158.0                                     | 573                         |
| OKLAHOMA NORTHERN    | 4.3   | 256                        | 288                     | 544                             | 126.5                                  | 286                          | 66.5                                      | 258                         |
| OKLAHOMA EASTERN     | 2.9   | 188                        | 275                     | 463                             | 159.7                                  | 272                          | 93.8                                      | 191                         |
| OKLAHOMA WESTERN     | 5.3   | 233                        | 544                     | 777                             | 146.6                                  | 494                          | 93.2                                      | 283                         |
| OREGON               | 7.8   | 428                        | 583                     | 1,011                           | 129.6                                  | 526                          | 67.4                                      | 485                         |
| PENNSYLVANIA EASTERN | 10.0  | 614                        | 730                     | 1,344                           | 134.4                                  | 639                          | 63.9                                      | 705                         |
| PENNSYLVANIA MIDDLE  | 2.5   | 204                        | 334                     | 538                             | 215.2                                  | 376                          | 150.4                                     | 162                         |
| PENNSYLVANIA WESTERN | 5.9   | 284                        | 726                     | 1,010                           | 171.2                                  | 711                          | 120.5                                     | 299                         |
| PUERTO RICO          | 1.8   | 118                        | 215                     | 333                             | 185.0                                  | 211                          | 117.2                                     | 122                         |
| RHODE ISLAND         | 2.1   | 79                         | 210                     | 289                             | 137.6                                  | 157                          | 74.8                                      | 132                         |
| S CAROLINA EASTERN   | 4.8   | 374                        | 597                     | 971                             | 202.3                                  | 688                          | 143.3                                     | 283                         |
| S CAROLINA WESTERN   | 2.8   | 180                        | 288                     | 468                             | 167.1                                  | 322                          | 115.0                                     | 146                         |
| SOUTH DAKOTA         | 3.5   | 122                        | 206                     | 328                             | 93.7                                   | 176                          | 50.3                                      | 152                         |
| TENNESSEE EASTERN    | 2.8   | 271                        | 560                     | 821                             | 293.2                                  | 622                          | 222.1                                     | 199                         |
| TENNESSEE MIDDLE     | 3.4   | 304                        | 338                     | 642                             | 188.8                                  | 330                          | 97.1                                      | 312                         |
| TENNESSEE WESTERN    | 3.1   | 93                         | 306                     | 399                             | 128.7                                  | 329                          | 106.1                                     | 70                          |
| TEXAS NORTHERN       | 10.8  | 441                        | 980                     | 1,421                           | 131.6                                  | 869                          | 80.5                                      | 552                         |
| TEXAS EASTERN        | 6.8   | 249                        | 362                     | 611                             | 89.9                                   | 338                          | 49.7                                      | 273                         |
| TEXAS SOUTHERN       | 15.7  | 535                        | 1,270                   | 1,805                           | 115.0                                  | 1,260                        | 80.3                                      | 545                         |
| TEXAS WESTERN        | 8.4   | 413                        | 1,603                   | 2,016                           | 240.0                                  | 1,568                        | 186.7                                     | 448                         |
| UTAH                 | 3.8   | 69                         | 377                     | 446                             | 117.4                                  | 338                          | 88.9                                      | 108                         |
| VERMONT              | 1.0   | 97                         | 107                     | 204                             | 204.0                                  | 107                          | 107.0                                     | 97                          |
| VIRGINIA EASTERN     | 6.6   | 409                        | 954                     | 1,363                           | 206.5                                  | 826                          | 125.2                                     | 537                         |
| VIRGINIA WESTERN     | 2.6   | 79                         | 385                     | 464                             | 178.5                                  | 362                          | 139.2                                     | 102                         |
| WASHINGTON EASTERN   | 4.3   | 177                        | 276                     | 453                             | 105.3                                  | 251                          | 58.4                                      | 202                         |
| WASHINGTON WESTERN   | 6.8   | 310                        | 683                     | 993                             | 146.0                                  | 629                          | 92.5                                      | 364                         |
| WEST VIRGINIA N      | 2.0   | 48                         | 158                     | 206                             | 103.0                                  | 150                          | 75.0                                      | 56                          |
| WEST VIRGINIA S      | 2.8   | 184                        | 483                     | 667                             | 238.2                                  | 410                          | 146.4                                     | 257                         |
| WISCONSIN EASTERN    | 3.6   | 400                        | 538                     | 938                             | 260.6                                  | 452                          | 125.6                                     | 486                         |
| WISCONSIN WESTERN    | 1.4   | 92                         | 159                     | 251                             | 627.5                                  | 172                          | 430.0                                     | 79                          |
| WYOMING              | 1.1   | 41                         | 181                     | 222                             | 201.8                                  | 196                          | 178.2                                     | 26                          |
| CANAL ZONE           | 1.0   | 31                         | 222                     | 253                             | 253.0                                  | 222                          | 222.0                                     | 31                          |
| GUAM                 | .8  | 16                         | 36                      | 52                              | 65.0                                   | 43                           | 53.8                                      | 9                           |
| VIRGIN ISLANDS       | 1.0   | 81                         | 333                     | 414                             | 414.0                                  | 318                          | 318.0                                     | 96                          |
| TOTALS               | 576.7                                       | 29,030                     | 57,153                  | 86,183                          | 149.4                                  | 53,916                       | 93.5                                      | 32,267                      |

TABLE 7.  
WORK OF UNITED STATES ATTORNEYS FISCAL YEAR 1962

| JUDICIAL DISTRICTS   | CIVIL TERMINATED |        | CRIMINAL TERMINATED |        | CIVIL       | CRIMINAL    | CRIMINAL         | PROCEEDINGS       | CIVIL            |
|----------------------|------------------|--------|---------------------|--------|-------------|-------------|------------------|-------------------|------------------|
|                      | TRIALS           | OTHER  | TRIALS              | OTHER  | CASES FILED | CASES FILED | COMPLAINTS FILED | BEFORE GRAND JURY | MATTERS RECEIVED |
| ALABAMA NORTHERN     | 53               | 159    | 11                  | 438    | 175         | 394         | 1,202            | 201               | 258              |
| ALABAMA MIDDLE       | 4                | 69     | 16                  | 93     | 84          | 110         | 659              | 60                | 101              |
| ALABAMA SOUTHERN     | 9                | 80     | 2                   | 173    | 89          | 197         | 591              | 103               | 140              |
| ALASKA               | 6                | 98     | 13                  | 122    | 87          | 134         | 364              | 49                | 120              |
| ARIZONA              | 20               | 246    | 55                  | 691    | 299         | 745         | 2,165            | 143               | 403              |
| ARKANSAS EASTERN     | 11               | 148    | 17                  | 234    | 188         | 218         | 814              | 72                | 236              |
| ARKANSAS WESTERN     | 4                | 79     | 10                  | 131    | 88          | 148         | 586              | 63                | 102              |
| CALIFORNIA NORTHERN  | 41               | 439    | 77                  | 827    | 477         | 939         | 3,829            | 569               | 687              |
| CALIFORNIA SOUTHERN  | 73               | 921    | 188                 | 1,731  | 1,131       | 1,948       | 7,656            | 1,149             | 1,581            |
| COLORADO             | 24               | 158    | 39                  | 304    | 187         | 341         | 1,266            | 71                | 310              |
| CONNECTICUT          | 4                | 373    | 26                  | 231    | 371         | 242         | 1,185            | 82                | 455              |
| DELAWARE             |                  | 27     | 4                   | 65     | 31          | 82          | 367              | 15                | 64               |
| DIST OF COLUMBIA     | 25               | 862    | 428                 | 823    | 868         | 1,289       | 3,481            | 1,140             | 937              |
| FLORIDA NORTHERN     | 7                | 100    | 63                  | 192    | 130         | 244         | 623              | 115               | 152              |
| FLORIDA SOUTHERN     | 60               | 911    | 182                 | 1,063  | 1,236       | 1,275       | 4,642            | 579               | 1,522            |
| GEORGIA NORTHERN     | 27               | 211    | 43                  | 544    | 223         | 597         | 1,408            | 392               | 312              |
| GEORGIA MIDDLE       | 13               | 144    | 56                  | 253    | 167         | 309         | 832              | 221               | 210              |
| GEORGIA SOUTHERN     | 16               | 105    | 30                  | 315    | 103         | 345         | 1,004            | 208               | 152              |
| HAWAII               |                  | 40     | 9                   | 117    | 53          | 136         | 703              | 51                | 67               |
| IDAHO                | 3                | 85     | 11                  | 131    | 95          | 154         | 489              | 49                | 144              |
| ILLINOIS NORTHERN    | 91               | 923    | 152                 | 372    | 1,139       | 569         | 2,926            | 385               | 1,374            |
| ILLINOIS EASTERN     | 5                | 106    | 23                  | 164    | 155         | 225         | 588              | 109               | 217              |
| ILLINOIS SOUTHERN    | 8                | 121    | 12                  | 167    | 161         | 186         | 717              | 64                | 256              |
| INDIANA NORTHERN     | 5                | 151    | 7                   | 142    | 190         | 168         | 969              | 88                | 254              |
| INDIANA SOUTHERN     | 9                | 261    | 11                  | 278    | 306         | 278         | 1,138            | 141               | 360              |
| IOWA NORTHERN        | 3                | 76     | 1                   | 79     | 108         | 96          | 306              | 40                | 147              |
| IOWA SOUTHERN        | 10               | 155    | 3                   | 77     | 187         | 102         | 391              | 53                | 248              |
| KANSAS               | 70               | 400    | 19                  | 368    | 640         | 383         | 1,275            | 149               | 931              |
| KENTUCKY EASTERN     | 8                | 131    | 78                  | 432    | 165         | 480         | 1,117            | 398               | 209              |
| KENTUCKY WESTERN     | 13               | 182    | 34                  | 317    | 222         | 361         | 1,024            | 239               | 318              |
| LOUISIANA EASTERN    | 6                | 133    | 15                  | 378    | 171         | 434         | 1,461            | 72                | 242              |
| LOUISIANA WESTERN    | 18               | 156    | 24                  | 302    | 184         | 339         | 1,129            | 104               | 244              |
| MAINE                | 1                | 63     |                     | 83     | 40          | 79          | 320              | 24                | 103              |
| MARYLAND             | 56               | 242    | 57                  | 256    | 312         | 324         | 2,331            | 178               | 503              |
| MASSACHUSETTS        | 55               | 620    | 41                  | 362    | 685         | 355         | 1,521            | 111               | 883              |
| MICHIGAN EASTERN     | 17               | 490    | 70                  | 593    | 582         | 727         | 2,680            | 232               | 1,256            |
| MICHIGAN WESTERN     | 2                | 114    | 10                  | 122    | 123         | 134         | 568              | 39                | 212              |
| MINNESOTA            | 28               | 378    | 16                  | 261    | 432         | 306         | 1,067            | 117               | 746              |
| MISSISSIPPI N        | 8                | 54     | 11                  | 161    | 67          | 169         | 576              | 122               | 90               |
| MISSISSIPPI S        | 15               | 139    | 3                   | 259    | 179         | 246         | 894              | 138               | 229              |
| MISSOURI EASTERN     | 7                | 204    | 48                  | 315    | 211         | 334         | 1,519            | 62                | 376              |
| MISSOURI WESTERN     | 6                | 333    | 11                  | 377    | 352         | 400         | 1,212            | 65                | 477              |
| MONTANA              | 5                | 76     | 16                  | 176    | 115         | 194         | 647              | 65                | 156              |
| NEBRASKA             | 9                | 116    | 5                   | 124    | 176         | 171         | 728              | 71                | 224              |
| NEVADA               | 4                | 46     | 27                  | 196    | 48          | 193         | 1,025            | 49                | 70               |
| NEW HAMPSHIRE        | 1                | 23     | 6                   | 39     | 35          | 49          | 151              | 26                | 70               |
| NEW JERSEY           | 25               | 825    | 49                  | 364    | 898         | 511         | 3,989            | 293               | 1,122            |
| NEW MEXICO           | 21               | 147    | 24                  | 354    | 175         | 408         | 1,320            | 157               | 227              |
| NEW YORK NORTHERN    | 3                | 274    | 4                   | 201    | 313         | 210         | 949              | 89                | 506              |
| NEW YORK EASTERN     | 24               | 1,180  | 49                  | 392    | 1,257       | 479         | 2,791            | 168               | 2,511            |
| NEW YORK SOUTHERN    | 20               | 877    | 154                 | 946    | 907         | 1,351       | 3,410            | 643               | 1,311            |
| NEW YORK WESTERN     | 6                | 345    | 25                  | 231    | 407         | 252         | 1,104            | 107               | 498              |
| N CAROLINA EASTERN   | 10               | 88     | 91                  | 415    | 84          | 501         | 1,150            | 372               | 120              |
| N CAROLINA MIDDLE    | 13               | 74     | 125                 | 370    | 104         | 459         | 815              | 385               | 151              |
| N CAROLINA WESTERN   | 20               | 88     | 59                  | 315    | 119         | 385         | 788              | 316               | 136              |
| NORTH DAKOTA         | 3                | 60     | 8                   | 74     | 71          | 84          | 322              | 37                | 113              |
| OHIO NORTHERN        | 10               | 766    | 23                  | 500    | 985         | 573         | 1,876            | 151               | 1,297            |
| OHIO SOUTHERN        | 7                | 430    | 27                  | 484    | 548         | 559         | 2,132            | 98                | 488              |
| OKLAHOMA NORTHERN    | 7                | 115    | 18                  | 146    | 136         | 152         | 482              | 78                | 156              |
| OKLAHOMA EASTERN     | 33               | 54     | 13                  | 172    | 100         | 175         | 420              | 118               | 136              |
| OKLAHOMA WESTERN     | 6                | 212    | 23                  | 253    | 249         | 295         | 1,060            | 116               | 306              |
| OREGON               | 20               | 264    | 28                  | 214    | 336         | 247         | 1,053            | 148               | 463              |
| PENNSYLVANIA EASTERN | 8                | 362    | 23                  | 246    | 423         | 307         | 2,071            | 208               | 689              |
| PENNSYLVANIA MIDDLE  | 5                | 222    | 15                  | 134    | 211         | 123         | 809              | 58                | 166              |
| PENNSYLVANIA WESTERN | 23               | 356    | 25                  | 307    | 381         | 345         | 1,243            | 210               | 464              |
| PUERTO RICO          | 5                | 78     | 10                  | 118    | 72          | 143         | 657              | 100               | 72               |
| RHODE ISLAND         | 3                | 79     | 3                   | 72     | 92          | 118         | 369              | 44                | 113              |
| S CAROLINA EASTERN   | 21               | 190    | 26                  | 451    | 186         | 411         | 1,153            | 330               | 236              |
| S CAROLINA WESTERN   | 44               | 90     | 5                   | 183    | 114         | 174         | 389              | 120               | 152              |
| SOUTH DAKOTA         | 5                | 67     | 8                   | 96     | 95          | 111         | 432              | 45                | 126              |
| TENNESSEE EASTERN    | 28               | 108    | 88                  | 398    | 126         | 424         | 1,259            | 258               | 196              |
| TENNESSEE MIDDLE     | 9                | 66     | 34                  | 221    | 70          | 268         | 646              | 189               | 123              |
| TENNESSEE WESTERN    | 6                | 84     | 23                  | 216    | 78          | 228         | 697              | 147               | 129              |
| TEXAS NORTHERN       | 28               | 415    | 28                  | 398    | 485         | 495         | 2,141            | 311               | 677              |
| TEXAS EASTERN        | 11               | 167    | 12                  | 148    | 192         | 170         | 562              | 68                | 262              |
| TEXAS SOUTHERN       | 18               | 330    | 82                  | 830    | 413         | 857         | 1,786            | 636               | 527              |
| TEXAS WESTERN        | 27               | 215    | 35                  | 1,291  | 233         | 1,370       | 3,284            | 247               | 356              |
| UTAH                 | 13               | 126    | 31                  | 168    | 167         | 210         | 803              | 67                | 255              |
| VERMONT              | 11               | 58     | 1                   | 37     | 67          | 40          | 113              | 21                | 82               |
| VIRGINIA EASTERN     | 43               | 321    | 96                  | 366    | 470         | 486         | 2,030            | 251               | 572              |
| VIRGINIA WESTERN     | 6                | 109    | 38                  | 209    | 124         | 261         | 781              | 156               | 156              |
| WASHINGTON EASTERN   |                  | 144    | 9                   | 98     | 168         | 108         | 569              | 25                | 212              |
| WASHINGTON WESTERN   | 13               | 336    | 28                  | 252    | 392         | 291         | 1,048            | 122               | 541              |
| WEST VIRGINIA N      |                  | 62     | 8                   | 80     | 63          | 95          | 350              | 60                | 92               |
| WEST VIRGINIA S      | 13               | 76     | 37                  | 284    | 148         | 335         | 657              | 245               | 182              |
| WISCONSIN EASTERN    | 18               | 265    | 14                  | 155    | 331         | 207         | 619              | 115               | 375              |
| WISCONSIN WESTERN    |                  | 93     | 5                   | 74     | 98          | 61          | 350              | 8                 | 163              |
| WYOMING              | 7                | 54     | 6                   | 129    | 56          | 125         | 435              | 14                | 65               |
| CANAL ZONE           | 1                | 6      | 29                  | 186    | 3           | 219         | 406              | 1                 | 29               |
| GUAM                 |                  | 18     | 2                   | 23     | 11          | 25          | 59               | 1                 | 13               |
| VIRGIN ISLANDS       | 121              | 80     | 25                  | 92     | 217         | 116         | 133              |                   | 223              |
| TOTALS               | 1,575            | 21,324 | 3,446               | 27,571 | 25,242      | 31,911      | 111,928          | 15,826            | 35,143           |



TABLE 8.  
 CASES FILED IN UNITED STATES ATTORNEYS OFFICES  
 (FISCAL YEAR 1961 COMPARED WITH FISCAL YEAR 1962)

| JUDICIAL DISTRICTS   | CRIMINAL |        |                           | CIVIL  |        |                           | TOTAL  |        |                           |
|----------------------|----------|--------|---------------------------|--------|--------|---------------------------|--------|--------|---------------------------|
|                      | 1961     | 1962   | % OF INCREASE OR DECREASE | 1961   | 1962   | % OF INCREASE OR DECREASE | 1961   | 1962   | % OF INCREASE OR DECREASE |
| ALABAMA NORTHERN     | 396      | 394    | .51CR                     | 284    | 175    | 38.38CR                   | 680    | 569    | 16.32CR                   |
| ALABAMA MIDDLE       | 181      | 110    | 39.23CR                   | 87     | 84     | 3.45CR                    | 268    | 194    | 27.61CR                   |
| ALABAMA SOUTHERN     | 142      | 197    | 38.73                     | 107    | 89     | 16.82CR                   | 249    | 286    | 14.86                     |
| ALASKA               | 153      | 134    | 12.42CR                   | 68     | 87     | 27.94                     | 221    | 221    |                           |
| ARIZONA              | 724      | 745    | 2.90                      | 272    | 299    | 9.93                      | 996    | 1,044  | 4.82                      |
| ARKANSAS EASTERN     | 231      | 218    | 5.63CR                    | 171    | 188    | 9.94                      | 402    | 406    |                           |
| ARKANSAS WESTERN     | 159      | 148    | 6.92CR                    | 97     | 88     | 9.28CR                    | 256    | 236    | 7.81CR                    |
| CALIFORNIA NORTHERN  | 975      | 939    | 3.69CR                    | 513    | 477    | 7.02CR                    | 1,488  | 1,416  | 4.84CR                    |
| CALIFORNIA SOUTHERN  | 2,154    | 1,948  | 9.56CR                    | 1,023  | 1,131  | 10.56                     | 3,177  | 3,079  | 3.08CR                    |
| COLORADO             | 286      | 341    | 19.23                     | 180    | 187    | 3.89                      | 466    | 528    | 13.30                     |
| CONNECTICUT          | 278      | 242    | 12.95CR                   | 352    | 371    | 5.40                      | 630    | 613    | 2.70CR                    |
| DELAWARE             | 99       | 82     | 17.17CR                   | 37     | 31     | 16.22CR                   | 136    | 113    | 16.91CR                   |
| DIST OF COLUMBIA     | 1,231    | 1,289  | 4.71                      | 765    | 868    | 13.46                     | 1,996  | 2,157  | 8.07                      |
| FLORIDA NORTHERN     | 234      | 244    | 4.27                      | 116    | 130    | 12.07                     | 350    | 374    | 6.86                      |
| FLORIDA SOUTHERN     | 1,016    | 1,275  | 25.49                     | 1,025  | 1,236  | 20.59                     | 2,041  | 2,511  | 23.03                     |
| GEORGIA NORTHERN     | 596      | 597    | .17                       | 251    | 223    | 11.16CR                   | 847    | 820    | 3.19CR                    |
| GEORGIA MIDDLE       | 300      | 309    | 3.00                      | 161    | 167    | 3.73                      | 461    | 476    | 3.25                      |
| GEORGIA SOUTHERN     | 361      | 345    | 4.43CR                    | 101    | 103    | 1.98                      | 462    | 448    | 3.03CR                    |
| HAWAII               | 103      | 136    | 32.04                     | 40     | 53     | 32.50                     | 143    | 189    | 32.17                     |
| IDAHO                | 166      | 154    | 7.23CR                    | 112    | 95     | 15.18CR                   | 278    | 249    | 10.43CR                   |
| ILLINOIS NORTHERN    | 654      | 569    | 12.00CR                   | 1,048  | 1,139  | 8.68                      | 1,702  | 1,708  | .35                       |
| ILLINOIS EASTERN     | 160      | 225    | 40.63                     | 115    | 155    | 34.78                     | 275    | 380    | 38.18                     |
| ILLINOIS SOUTHERN    | 151      | 186    | 23.18                     | 213    | 161    | 24.41CR                   | 364    | 347    | 4.67CR                    |
| INDIANA NORTHERN     | 187      | 168    | 10.16CR                   | 191    | 190    | .52CR                     | 378    | 358    | 5.29CR                    |
| INDIANA SOUTHERN     | 263      | 278    | 5.70                      | 312    | 306    | 1.92CR                    | 575    | 584    | 1.57                      |
| IOWA NORTHERN        | 74       | 96     | 29.73                     | 87     | 108    | 24.14                     | 161    | 204    | 26.71                     |
| IOWA SOUTHERN        | 160      | 102    | 36.25CR                   | 142    | 187    | 31.69                     | 302    | 289    | 4.30CR                    |
| KANSAS               | 357      | 383    | 7.28                      | 744    | 640    | 13.98CR                   | 1,101  | 1,023  | 7.08CR                    |
| KENTUCKY EASTERN     | 532      | 480    | 9.77CR                    | 178    | 165    | 7.30CR                    | 710    | 645    | 9.15CR                    |
| KENTUCKY WESTERN     | 358      | 361    | .84                       | 188    | 222    | 18.09                     | 546    | 583    | 6.78                      |
| LOUISIANA EASTERN    | 441      | 434    | 1.59CR                    | 173    | 171    | 1.16CR                    | 614    | 605    | 1.47CR                    |
| LOUISIANA WESTERN    | 367      | 339    | 7.63CR                    | 198    | 184    | 7.07CR                    | 565    | 523    | 7.43CR                    |
| MAINE                | 121      | 79     | 34.71CR                   | 69     | 40     | 42.03CR                   | 190    | 119    | 37.37CR                   |
| MARYLAND             | 337      | 324    | 3.86CR                    | 348    | 312    | 10.34CR                   | 685    | 636    | 7.15CR                    |
| MASSACHUSETTS        | 304      | 355    | 16.78                     | 595    | 685    | 15.13                     | 899    | 1,040  | 15.68                     |
| MICHIGAN EASTERN     | 625      | 727    | 16.32                     | 516    | 582    | 12.79                     | 1,141  | 1,309  | 14.72                     |
| MICHIGAN WESTERN     | 132      | 134    | 1.52                      | 94     | 123    | 30.85                     | 226    | 257    | 13.72                     |
| MINNESOTA            | 247      | 306    | 23.89                     | 455    | 432    | 5.05CR                    | 702    | 738    | 5.13                      |
| MISSISSIPPI N        | 159      | 169    | 6.29                      | 84     | 67     | 20.24CR                   | 243    | 236    | 2.88CR                    |
| MISSISSIPPI S        | 255      | 246    | 3.53CR                    | 200    | 179    | 10.50CR                   | 455    | 425    | 6.59CR                    |
| MISSOURI EASTERN     | 377      | 334    | 11.41CR                   | 227    | 211    | 7.05CR                    | 604    | 545    | 9.77CR                    |
| MISSOURI WESTERN     | 407      | 400    | 1.72CR                    | 248    | 352    | 41.94                     | 655    | 752    | 14.81                     |
| MONTANA              | 113      | 194    | 71.68                     | 132    | 115    | 12.88CR                   | 245    | 309    | 26.12                     |
| NEBRASKA             | 122      | 171    | 40.16                     | 137    | 176    | 28.47                     | 259    | 347    | 33.98                     |
| NEVADA               | 197      | 193    | 2.03CR                    | 54     | 48     | 11.11CR                   | 251    | 241    | 3.98CR                    |
| NEW HAMPSHIRE        | 58       | 49     | 15.52CR                   | 35     | 35     |                           | 93     | 84     | 9.68CR                    |
| NEW JERSEY           | 472      | 511    | 8.26                      | 787    | 898    | 14.10                     | 1,259  | 1,409  | 11.91                     |
| NEW MEXICO           | 355      | 408    | 14.93                     | 178    | 175    | 1.69CR                    | 533    | 583    | 9.38                      |
| NEW YORK NORTHERN    | 248      | 210    | 15.32CR                   | 363    | 313    | 13.77CR                   | 611    | 523    | 14.40CR                   |
| NEW YORK EASTERN     | 437      | 479    | 9.61                      | 1,099  | 1,257  | 14.38                     | 1,536  | 1,736  | 13.02                     |
| NEW YORK SOUTHERN    | 1,237    | 1,351  | 9.22                      | 911    | 907    | .44CR                     | 2,148  | 2,258  | 5.12                      |
| NEW YORK WESTERN     | 237      | 252    | 6.33                      | 370    | 407    | 10.00                     | 607    | 659    | 8.57                      |
| N CAROLINA EASTERN   | 389      | 501    | 28.79                     | 121    | 84     | 30.58CR                   | 510    | 585    | 14.71                     |
| N CAROLINA MIDDLE    | 474      | 459    | 3.16CR                    | 113    | 104    | 7.96CR                    | 587    | 563    | 4.09CR                    |
| N CAROLINA WESTERN   | 393      | 385    | 2.04CR                    | 135    | 119    | 11.85CR                   | 528    | 504    | 4.55CR                    |
| NORTH DAKOTA         | 82       | 84     | 2.44                      | 110    | 71     | 35.45CR                   | 192    | 155    | 19.27CR                   |
| OHIO NORTHERN        | 444      | 573    | 29.05                     | 868    | 985    | 13.48                     | 1,312  | 1,558  | 18.75                     |
| OHIO SOUTHERN        | 520      | 559    | 7.50                      | 482    | 548    | 13.69                     | 1,002  | 1,107  | 10.48                     |
| OKLAHOMA NORTHERN    | 154      | 152    | 1.30CR                    | 164    | 136    | 17.07CR                   | 318    | 288    | 9.43CR                    |
| OKLAHOMA EASTERN     | 135      | 175    | 29.63                     | 145    | 100    | 31.03CR                   | 280    | 275    | 1.79CR                    |
| OKLAHOMA WESTERN     | 191      | 295    | 54.45                     | 244    | 249    | 2.05                      | 435    | 544    | 25.06                     |
| OREGON               | 213      | 247    | 15.96                     | 276    | 336    | 21.74                     | 489    | 583    | 19.22                     |
| PENNSYLVANIA EASTERN | 376      | 307    | 18.35CR                   | 426    | 423    | .70CR                     | 802    | 730    | 8.98CR                    |
| PENNSYLVANIA MIDDLE  | 204      | 123    | 39.71CR                   | 131    | 211    | 61.07                     | 335    | 324    | .30CR                     |
| PENNSYLVANIA WESTERN | 329      | 345    | 4.86                      | 311    | 381    | 22.51                     | 640    | 726    | 13.44                     |
| PUERTO RICO          | 127      | 143    | 12.60                     | 74     | 72     | 2.70CR                    | 201    | 215    | 6.97                      |
| RHODE ISLAND         | 44       | 118    | 168.18                    | 65     | 92     | 41.54                     | 109    | 210    | 92.66                     |
| S CAROLINA EASTERN   | 406      | 411    | 1.23                      | 217    | 186    | 14.29CR                   | 623    | 597    | 4.17CR                    |
| S CAROLINA WESTERN   | 198      | 174    | 12.12CR                   | 134    | 114    | 14.93CR                   | 332    | 288    | 13.25CR                   |
| SOUTH DAKOTA         | 74       | 111    | 50.00                     | 83     | 95     | 14.46                     | 157    | 206    | 31.21                     |
| TENNESSEE EASTERN    | 452      | 424    | 6.19CR                    | 134    | 126    | 5.97CR                    | 586    | 550    | 6.14CR                    |
| TENNESSEE MIDDLE     | 267      | 268    | .37                       | 95     | 70     | 26.32CR                   | 362    | 338    | 6.63CR                    |
| TENNESSEE WESTERN    | 235      | 228    | 2.98CR                    | 116    | 78     | 32.76CR                   | 351    | 306    | 12.82CR                   |
| TEXAS NORTHERN       | 470      | 495    | 5.32                      | 414    | 485    | 17.15                     | 884    | 980    | 10.86                     |
| TEXAS EASTERN        | 197      | 170    | 13.71CR                   | 180    | 192    | 6.67                      | 377    | 362    | 3.98CR                    |
| TEXAS SOUTHERN       | 866      | 857    | 1.04CR                    | 344    | 413    | 20.06                     | 1,210  | 1,270  | 4.96                      |
| TEXAS WESTERN        | 1,272    | 1,370  | 7.70                      | 195    | 233    | 19.49                     | 1,467  | 1,603  | 9.27                      |
| UTAH                 | 154      | 210    | 36.36                     | 139    | 167    | 20.14                     | 293    | 377    | 28.67                     |
| VERMONT              | 36       | 40     | 11.11                     | 60     | 67     | 11.67                     | 96     | 107    | 11.46                     |
| VIRGINIA EASTERN     | 495      | 484    | 2.22CR                    | 367    | 470    | 28.07                     | 862    | 954    | 10.67                     |
| VIRGINIA WESTERN     | 195      | 261    | 33.85                     | 120    | 124    | 3.33                      | 315    | 385    | 22.22                     |
| WASHINGTON EASTERN   | 153      | 108    | 29.41CR                   | 154    | 168    | 9.09                      | 307    | 276    | 10.10CR                   |
| WASHINGTON WESTERN   | 219      | 291    | 32.88                     | 397    | 392    | 1.26CR                    | 616    | 683    | 10.88                     |
| WEST VIRGINIA N      | 80       | 95     | 18.75                     | 50     | 63     | 26.00                     | 130    | 158    | 21.54                     |
| WEST VIRGINIA S      | 291      | 335    | 15.12                     | 78     | 148    | 89.74                     | 369    | 483    | 30.89                     |
| WISCONSIN EASTERN    | 190      | 207    | 8.95                      | 286    | 331    | 15.73                     | 476    | 538    | 13.03                     |
| WISCONSIN WESTERN    | 122      | 61     | 50.00CR                   | 80     | 98     | 22.50                     | 202    | 159    | 21.29CR                   |
| WYOMING              | 118      | 125    | 5.93                      | 53     | 56     | 5.66                      | 171    | 181    | 5.85                      |
| CANAL ZONE           | 174      | 219    | 25.86                     | 12     | 3      | 75.00CR                   | 186    | 222    | 19.35                     |
| GUAM                 | 21       | 25     | 19.05                     | 24     | 11     | 54.17CR                   | 45     | 36     | 20.00CR                   |
| VIRGIN ISLANDS       | 102      | 116    | 13.73                     | 227    | 217    | 4.41CR                    | 329    | 333    | 1.22                      |
| TOTALS               | 30,791   | 31,911 | 3.64                      | 23,877 | 25,242 | 5.72                      | 54,668 | 57,153 | 4.55                      |

TABLE 9.  
 CASES TERMINATED IN UNITED STATES ATTORNEYS OFFICES  
 (FISCAL YEAR 1961 COMPARED WITH FISCAL YEAR 1962)

| JUDICIAL DISTRICTS   | CRIMINAL |        |                           | CIVIL  |        |                           | TOTAL  |        |                           |
|----------------------|----------|--------|---------------------------|--------|--------|---------------------------|--------|--------|---------------------------|
|                      | 1961     | 1962   | % OF INCREASE OR DECREASE | 1961   | 1962   | % OF INCREASE OR DECREASE | 1961   | 1962   | % OF INCREASE OR DECREASE |
| ALABAMA NORTHERN     | 356      | 449    | 26.12                     | 290    | 212    | 26.90CR                   | 646    | 661    | 2.32                      |
| ALABAMA MIDDLE       | 181      | 109    | 39.78CR                   | 94     | 73     | 22.34CR                   | 275    | 182    | 33.82CR                   |
| ALABAMA SOUTHERN     | 138      | 175    | 26.81                     | 101    | 89     | 11.88CR                   | 239    | 264    | 10.46                     |
| ALASKA               | 149      | 135    | 9.40CR                    | 85     | 104    | 22.35                     | 234    | 239    | 2.14                      |
| ARIZONA              | 728      | 746    | 2.47                      | 183    | 266    | 45.36                     | 911    | 1,012  | 11.09                     |
| ARKANSAS EASTERN     | 195      | 251    | 28.72                     | 164    | 159    | 3.05CR                    | 359    | 410    | 14.21                     |
| ARKANSAS WESTERN     | 179      | 141    | 21.23CR                   | 79     | 83     | 5.06                      | 258    | 224    | 13.18CR                   |
| CALIFORNIA NORTHERN  | 973      | 904    | 7.09CR                    | 516    | 480    | 6.98CR                    | 1,489  | 1,384  | 7.05CR                    |
| CALIFORNIA SOUTHERN  | 2,186    | 1,919  | 12.21CR                   | 1,160  | 994    | 14.31CR                   | 3,346  | 2,913  | 12.94CR                   |
| COLORADO             | 265      | 343    | 29.43                     | 185    | 182    | 1.62CR                    | 450    | 525    | 16.67                     |
| CONNECTICUT          | 282      | 257    | 8.87CR                    | 262    | 377    | 43.89                     | 544    | 634    | 16.54                     |
| DELAWARE             | 76       | 69     | 9.21CR                    | 35     | 27     | 22.86CR                   | 111    | 96     | 13.51CR                   |
| DIST OF COLUMBIA     | 1,274    | 1,251  | 1.81CR                    | 744    | 887    | 19.22                     | 2,018  | 2,138  | 5.95                      |
| FLORIDA NORTHERN     | 208      | 255    | 22.60                     | 98     | 107    | 9.18                      | 306    | 362    | 18.30                     |
| FLORIDA SOUTHERN     | 1,132    | 1,245  | 9.98                      | 738    | 971    | 31.57                     | 1,870  | 2,216  | 18.50                     |
| GEORGIA NORTHERN     | 579      | 587    | 1.38                      | 283    | 238    | 15.90CR                   | 862    | 825    | 4.29CR                    |
| GEORGIA MIDDLE       | 284      | 309    | 8.80                      | 127    | 157    | 23.62                     | 411    | 466    | 13.38                     |
| GEORGIA SOUTHERN     | 356      | 345    | 3.09CR                    | 96     | 121    | 26.04                     | 452    | 466    | 3.10                      |
| HAWAII               | 104      | 126    | 21.15                     | 41     | 40     | 2.44CR                    | 145    | 166    | 14.48                     |
| IDAHO                | 158      | 142    | 10.13CR                   | 92     | 88     | 4.35CR                    | 250    | 230    | 8.00CR                    |
| ILLINOIS NORTHERN    | 654      | 524    | 19.88CR                   | 889    | 1,014  | 14.06                     | 1,543  | 1,538  | .32CR                     |
| ILLINOIS EASTERN     | 172      | 187    | 8.72                      | 137    | 111    | 18.98CR                   | 309    | 298    | 3.56CR                    |
| ILLINOIS SOUTHERN    | 127      | 179    | 40.94                     | 184    | 129    | 29.89CR                   | 311    | 308    | .96CR                     |
| INDIANA NORTHERN     | 197      | 149    | 24.37CR                   | 195    | 156    | 20.00CR                   | 392    | 305    | 22.19CR                   |
| INDIANA SOUTHERN     | 234      | 289    | 23.50                     | 284    | 270    | 4.93CR                    | 518    | 559    | 7.92                      |
| IOWA NORTHERN        | 85       | 80     | 5.88CR                    | 113    | 79     | 30.09CR                   | 198    | 159    | 19.70CR                   |
| IOWA SOUTHERN        | 166      | 80     | 51.81CR                   | 118    | 165    | 39.83                     | 284    | 245    | 13.73CR                   |
| KANSAS               | 326      | 387    | 18.71                     | 671    | 470    | 29.96CR                   | 997    | 857    | 14.04CR                   |
| KENTUCKY EASTERN     | 514      | 510    | .78CR                     | 193    | 139    | 27.98CR                   | 707    | 649    | 8.20CR                    |
| KENTUCKY WESTERN     | 349      | 351    | .57                       | 171    | 195    | 14.04                     | 520    | 546    | 5.00                      |
| LOUISIANA EASTERN    | 448      | 393    | 12.28CR                   | 140    | 139    | .71CR                     | 588    | 532    | 9.52CR                    |
| LOUISIANA WESTERN    | 331      | 326    | 1.51CR                    | 158    | 174    | 10.13                     | 489    | 500    | 2.25                      |
| MAINE                | 109      | 83     | 23.85CR                   | 65     | 64     | 1.54CR                    | 174    | 147    | 15.52CR                   |
| MARYLAND             | 312      | 313    | .32                       | 327    | 298    | 8.87CR                    | 639    | 611    | 4.38CR                    |
| MASSACHUSETTS        | 274      | 403    | 47.08                     | 598    | 675    | 12.88                     | 872    | 1,078  | 23.62                     |
| MICHIGAN EASTERN     | 587      | 663    | 12.95                     | 525    | 507    | 3.43CR                    | 1,112  | 1,170  | 5.22                      |
| MICHIGAN WESTERN     | 144      | 132    | 8.33CR                    | 94     | 116    | 23.40                     | 238    | 248    | 4.20                      |
| MINNESOTA            | 256      | 277    | 8.20                      | 426    | 406    | 4.69CR                    | 682    | 683    | .15                       |
| MISSISSIPPI N        | 155      | 172    | 10.97                     | 68     | 62     | 8.82CR                    | 223    | 234    | 4.93                      |
| MISSISSIPPI S        | 264      | 262    | .76CR                     | 186    | 154    | 17.20CR                   | 450    | 416    | 7.56CR                    |
| MISSOURI EASTERN     | 382      | 363    | 4.97CR                    | 232    | 211    | 9.05CR                    | 614    | 574    | 6.51CR                    |
| MISSOURI WESTERN     | 424      | 388    | 8.49CR                    | 247    | 339    | 37.25                     | 671    | 727    | 8.35                      |
| MONTANA              | 119      | 192    | 61.34                     | 117    | 81     | 30.77CR                   | 236    | 273    | 15.68                     |
| NEBRASKA             | 119      | 129    | 8.40                      | 149    | 125    | 16.11CR                   | 268    | 254    | 5.22CR                    |
| NEVADA               | 159      | 223    | 40.25                     | 52     | 50     | 3.85CR                    | 211    | 273    | 29.38                     |
| NEW HAMPSHIRE        | 58       | 45     | 22.41CR                   | 30     | 24     | 20.00CR                   | 88     | 69     | 21.59CR                   |
| NEW JERSEY           | 422      | 413    | 2.13CR                    | 744    | 850    | 14.25                     | 1,166  | 1,263  | 8.32                      |
| NEW MEXICO           | 358      | 378    | 5.59                      | 168    | 168    |                           | 526    | 546    | 3.80                      |
| NEW YORK NORTHERN    | 211      | 205    | 2.84CR                    | 364    | 277    | 23.90CR                   | 575    | 482    | 16.17CR                   |
| NEW YORK EASTERN     | 377      | 441    | 16.98                     | 1,100  | 1,204  | 9.45                      | 1,477  | 1,645  | 11.37                     |
| NEW YORK SOUTHERN    | 1,263    | 1,100  | 12.91CR                   | 938    | 897    | 4.37CR                    | 2,201  | 1,997  | 9.27CR                    |
| NEW YORK WESTERN     | 224      | 256    | 14.29                     | 357    | 351    | 1.68CR                    | 581    | 607    | 4.48                      |
| N CAROLINA EASTERN   | 467      | 506    | 8.35                      | 114    | 98     | 14.04CR                   | 581    | 604    | 3.96                      |
| N CAROLINA MIDDLE    | 461      | 495    | 7.38                      | 94     | 87     | 7.45CR                    | 555    | 582    | 4.86                      |
| N CAROLINA WESTERN   | 369      | 374    | 1.36                      | 122    | 108    | 11.48CR                   | 491    | 482    | 1.83CR                    |
| NORTH DAKOTA         | 86       | 82     | 4.65CR                    | 101    | 63     | 37.62CR                   | 187    | 145    | 22.46CR                   |
| OHIO NORTHERN        | 437      | 523    | 19.68                     | 766    | 776    | 1.31                      | 1,203  | 1,299  | 7.98                      |
| OHIO SOUTHERN        | 549      | 511    | 6.92CR                    | 412    | 437    | 6.07                      | 961    | 948    | 1.35CR                    |
| OKLAHOMA NORTHERN    | 147      | 164    | 11.56                     | 139    | 122    | 12.23CR                   | 286    | 286    |                           |
| OKLAHOMA EASTERN     | 129      | 185    | 43.41                     | 84     | 87     | 3.57                      | 213    | 272    | 27.70                     |
| OKLAHOMA WESTERN     | 191      | 276    | 44.50                     | 197    | 218    | 10.66                     | 388    | 494    | 27.32                     |
| OREGON               | 198      | 242    | 22.22                     | 185    | 284    | 53.51                     | 383    | 526    | 37.34                     |
| PENNSYLVANIA EASTERN | 341      | 269    | 21.11CR                   | 402    | 370    | 7.96CR                    | 743    | 639    | 13.00CR                   |
| PENNSYLVANIA MIDDLE  | 173      | 149    | 13.87CR                   | 143    | 227    | 58.74                     | 316    | 376    | 18.99                     |
| PENNSYLVANIA WESTERN | 349      | 332    | 4.87CR                    | 284    | 379    | 33.45                     | 633    | 711    | 12.32                     |
| PUERTO RICO          | 153      | 128    | 16.34CR                   | 54     | 83     | 53.70                     | 207    | 211    | 1.93                      |
| RHODE ISLAND         | 36       | 75     | 108.33                    | 67     | 82     | 22.39                     | 103    | 157    | 52.43                     |
| S CAROLINA EASTERN   | 382      | 477    | 24.87                     | 200    | 211    | 5.50                      | 582    | 688    | 18.21                     |
| S CAROLINA WESTERN   | 177      | 188    | 6.21                      | 113    | 134    | 18.58                     | 290    | 322    | 11.03                     |
| SOUTH DAKOTA         | 68       | 104    | 52.94                     | 63     | 72     | 14.29                     | 131    | 176    | 34.35                     |
| TENNESSEE EASTERN    | 464      | 486    | 4.74                      | 122    | 136    | 11.48                     | 586    | 622    | 6.14                      |
| TENNESSEE MIDDLE     | 294      | 255    | 13.27CR                   | 74     | 75     | 1.35                      | 368    | 330    | 10.33CR                   |
| TENNESSEE WESTERN    | 208      | 239    | 14.90                     | 115    | 90     | 21.74CR                   | 323    | 329    | 1.86                      |
| TEXAS NORTHERN       | 429      | 426    | .70CR                     | 377    | 443    | 17.51                     | 806    | 869    | 7.82                      |
| TEXAS EASTERN        | 179      | 160    | 10.61CR                   | 187    | 178    | 4.81CR                    | 366    | 339    | 7.65CR                    |
| TEXAS SOUTHERN       | 801      | 912    | 13.86                     | 294    | 348    | 18.37                     | 1,095  | 1,260  | 15.07                     |
| TEXAS WESTERN        | 1,264    | 1,326  | 4.91                      | 212    | 242    | 14.15                     | 1,476  | 1,568  | 6.23                      |
| UTAH                 | 142      | 199    | 40.14                     | 126    | 139    | 10.32                     | 268    | 338    | 26.12                     |
| VERMONT              | 31       | 38     | 22.58                     | 65     | 69     | 6.15                      | 96     | 107    | 11.46                     |
| VIRGINIA EASTERN     | 508      | 462    | 9.06CR                    | 369    | 364    | 1.36CR                    | 877    | 826    | 5.82CR                    |
| VIRGINIA WESTERN     | 206      | 247    | 19.90                     | 151    | 115    | 23.84CR                   | 357    | 362    | 1.40                      |
| WASHINGTON EASTERN   | 169      | 107    | 36.69CR                   | 142    | 144    | 1.41                      | 311    | 251    | 19.29CR                   |
| WASHINGTON WESTERN   | 199      | 280    | 40.70                     | 392    | 349    | 10.97CR                   | 591    | 629    | 6.43                      |
| WEST VIRGINIA N      | 83       | 88     | 6.02                      | 50     | 62     | 24.00                     | 133    | 150    | 12.78                     |
| WEST VIRGINIA S      | 272      | 321    | 18.01                     | 49     | 89     | 81.63                     | 321    | 410    | 27.73                     |
| WISCONSIN EASTERN    | 205      | 169    | 17.56CR                   | 162    | 283    | 74.69                     | 367    | 452    | 23.16                     |
| WISCONSIN WESTERN    | 104      | 79     | 24.04CR                   | 75     | 93     | 24.00                     | 179    | 172    | 3.91CR                    |
| WYOMING              | 123      | 135    | 9.76                      | 64     | 61     | 4.69CR                    | 187    | 196    | 4.81                      |
| CANAL ZONE           | 173      | 215    | 24.28                     | 6      | 7      | 16.67                     | 179    | 222    | 24.02                     |
| GUAM                 | 28       | 25     | 10.71CR                   | 45     | 18     | 60.00CR                   | 73     | 43     | 41.10CR                   |
| VIRGIN ISLANDS       | 91       | 117    | 28.57                     | 241    | 201    | 16.60CR                   | 332    | 318    | 4.22CR                    |
| TOTALS               | 30,309   | 31,017 | 2.34                      | 22,271 | 22,899 | 2.82                      | 52,580 | 53,916 | 2.54                      |

TABLE 10.  
 CASES PENDING IN UNITED STATES ATTORNEYS OFFICES  
 (FISCAL YEAR 1961 COMPARED WITH FISCAL YEAR 1962)

| JUDICIAL DISTRICTS   | CRIMINAL |       |                           | CIVIL  |        |                           | TOTAL  |        |                           |
|----------------------|----------|-------|---------------------------|--------|--------|---------------------------|--------|--------|---------------------------|
|                      | 1961     | 1962  | % OF INCREASE OR DECREASE | 1961   | 1962   | % OF INCREASE OR DECREASE | 1961   | 1962   | % OF INCREASE OR DECREASE |
| ALABAMA NORTHERN     | 114      | 59    | 48.25CR                   | 142    | 105    | 26.06CR                   | 256    | 164    | 35.94CR                   |
| ALABAMA MIDDLE       | 7        | 8     | 14.29                     | 32     | 43     | 34.38                     | 39     | 51     | 30.77                     |
| ALABAMA SOUTHERN     | 24       | 46    | 91.67                     | 93     | 93     |                           | 117    | 139    | 18.80                     |
| ALASKA               | 54       | 53    | 1.85CR                    | 109    | 92     | 15.60CR                   | 163    | 145    | 11.04CR                   |
| ARIZONA              | 106      | 105   | .94CR                     | 286    | 319    | 11.54                     | 392    | 424    | 8.16                      |
| ARKANSAS EASTERN     | 68       | 35    | 48.53CR                   | 175    | 204    | 16.57                     | 243    | 239    | 1.65CR                    |
| ARKANSAS WESTERN     | 14       | 21    | 50.00                     | 71     | 76     | 7.04                      | 85     | 97     | 14.12                     |
| CALIFORNIA NORTHERN  | 240      | 275   | 14.58                     | 683    | 680    | .44CR                     | 923    | 955    | 3.47                      |
| CALIFORNIA SOUTHERN  | 443      | 472   | 6.55                      | 774    | 911    | 17.70                     | 1,217  | 1,383  | 13.64                     |
| COLORADO             | 101      | 99    | 1.98CR                    | 166    | 171    | 3.01                      | 267    | 270    | 1.12                      |
| CONNECTICUT          | 84       | 69    | 17.86CR                   | 478    | 472    | 1.26CR                    | 562    | 541    | 3.74CR                    |
| DELAWARE             | 34       | 47    | 38.24                     | 79     | 83     | 5.06                      | 113    | 130    | 15.04                     |
| DIST OF COLUMBIA     | 500      | 538   | 7.60                      | 313    | 294    | 6.07CR                    | 813    | 832    | 2.34                      |
| FLORIDA NORTHERN     | 67       | 56    | 16.42CR                   | 91     | 114    | 25.27                     | 158    | 170    | 7.59                      |
| FLORIDA SOUTHERN     | 580      | 610   | 5.17                      | 930    | 1,195  | 28.49                     | 1,510  | 1,805  | 19.54                     |
| GEORGIA NORTHERN     | 143      | 153   | 6.99                      | 160    | 145    | 9.38CR                    | 303    | 298    | 1.65CR                    |
| GEORGIA MIDDLE       | 36       | 36    |                           | 127    | 137    | 7.87                      | 163    | 173    | 6.13                      |
| GEORGIA SOUTHERN     | 134      | 134   |                           | 104    | 86     | 17.31CR                   | 238    | 220    | 7.56CR                    |
| HAWAII               | 22       | 32    | 45.45                     | 40     | 53     | 32.50                     | 62     | 85     | 37.10                     |
| IDAHO                | 27       | 39    | 44.44                     | 75     | 82     | 9.33                      | 102    | 121    | 18.63                     |
| ILLINOIS NORTHERN    | 219      | 264   | 20.55                     | 846    | 971    | 14.78                     | 1,065  | 1,235  | 15.96                     |
| ILLINOIS EASTERN     | 14       | 52    | 271.43                    | 102    | 146    | 43.14                     | 116    | 198    | 70.69                     |
| ILLINOIS SOUTHERN    | 60       | 67    | 11.67                     | 131    | 163    | 24.43                     | 191    | 230    | 20.42                     |
| INDIANA NORTHERN     | 54       | 73    | 35.19                     | 131    | 165    | 25.95                     | 185    | 238    | 28.65                     |
| INDIANA SOUTHERN     | 61       | 50    | 18.03CR                   | 180    | 216    | 20.00                     | 241    | 266    | 10.37                     |
| IOWA NORTHERN        | 8        | 24    | 200.00                    | 42     | 71     | 69.05                     | 50     | 95     | 90.00                     |
| IOWA SOUTHERN        | 6        | 28    | 366.67                    | 95     | 117    | 23.16                     | 101    | 145    | 43.56                     |
| KANSAS               | 122      | 118   | 3.28CR                    | 448    | 618    | 37.95                     | 570    | 736    | 29.12                     |
| KENTUCKY EASTERN     | 101      | 71    | 29.70CR                   | 164    | 190    | 15.85                     | 265    | 261    | 1.51CR                    |
| KENTUCKY WESTERN     | 25       | 35    | 40.00                     | 176    | 203    | 15.34                     | 201    | 238    | 18.41                     |
| LOUISIANA EASTERN    | 118      | 159   | 34.75                     | 229    | 261    | 13.97                     | 347    | 420    | 21.04                     |
| LOUISIANA WESTERN    | 74       | 87    | 17.57                     | 126    | 136    | 7.94                      | 200    | 223    | 11.50                     |
| MAINE                | 29       | 25    | 13.79CR                   | 60     | 36     | 40.00CR                   | 89     | 61     | 31.46CR                   |
| MARYLAND             | 169      | 180   | 6.51                      | 273    | 287    | 5.13                      | 442    | 467    | 5.66                      |
| MASSACHUSETTS        | 175      | 127   | 27.43CR                   | 646    | 656    | 1.55                      | 821    | 783    | 4.63CR                    |
| MICHIGAN EASTERN     | 241      | 305   | 26.56                     | 330    | 405    | 22.73                     | 571    | 710    | 24.34                     |
| MICHIGAN WESTERN     | 23       | 25    | 8.70                      | 99     | 106    | 7.07                      | 122    | 131    | 7.38                      |
| MINNESOTA            | 43       | 72    | 67.44                     | 285    | 311    | 9.12                      | 328    | 383    | 16.77                     |
| MISSISSIPPI N        | 25       | 22    | 12.00CR                   | 50     | 55     | 10.00                     | 75     | 77     | 2.67                      |
| MISSISSIPPI S        | 40       | 24    | 40.00CR                   | 125    | 150    | 20.00                     | 165    | 174    | 5.45                      |
| MISSOURI EASTERN     | 78       | 49    | 37.18CR                   | 120    | 120    |                           | 198    | 169    | 14.65CR                   |
| MISSOURI WESTERN     | 41       | 53    | 29.27                     | 206    | 219    | 6.31                      | 247    | 272    | 10.12                     |
| MONTANA              | 11       | 13    | 18.18                     | 103    | 137    | 33.01                     | 114    | 150    | 31.58                     |
| NEBRASKA             | 20       | 62    | 210.00                    | 143    | 194    | 35.66                     | 163    | 256    | 57.06                     |
| NEVADA               | 66       | 36    | 45.45CR                   | 77     | 75     | 2.60CR                    | 143    | 111    | 22.38CR                   |
| NEW HAMPSHIRE        | 14       | 18    | 28.57                     | 62     | 73     | 17.74                     | 76     | 91     | 19.74                     |
| NEW JERSEY           | 239      | 337   | 41.00                     | 570    | 618    | 8.42                      | 809    | 955    | 18.05                     |
| NEW MEXICO           | 16       | 46    | 187.50                    | 117    | 124    | 5.98                      | 133    | 170    | 27.82                     |
| NEW YORK NORTHERN    | 83       | 88    | 6.02                      | 343    | 379    | 10.50                     | 426    | 467    | 9.62                      |
| NEW YORK EASTERN     | 235      | 273   | 16.17                     | 1,078  | 1,131  | 4.92                      | 1,313  | 1,404  | 6.93                      |
| NEW YORK SOUTHERN    | 604      | 855   | 41.56                     | 891    | 901    | 1.12                      | 1,495  | 1,756  | 17.46                     |
| NEW YORK WESTERN     | 88       | 84    | 4.55CR                    | 311    | 367    | 18.01                     | 399    | 451    | 13.03                     |
| N CAROLINA EASTERN   | 274      | 269   | 1.82CR                    | 231    | 217    | 6.06CR                    | 505    | 486    | 3.76CR                    |
| N CAROLINA MIDDLE    | 77       | 41    | 46.75CR                   | 56     | 73     | 30.36                     | 133    | 114    | 14.29CR                   |
| N CAROLINA WESTERN   | 92       | 103   | 11.96                     | 57     | 68     | 19.30                     | 149    | 171    | 14.77                     |
| NORTH DAKOTA         | 14       | 16    | 14.29                     | 58     | 66     | 13.79                     | 72     | 82     | 13.89                     |
| OHIO NORTHERN        | 61       | 111   | 81.97                     | 889    | 1,098  | 23.51                     | 950    | 1,209  | 27.26                     |
| OHIO SOUTHERN        | 30       | 78    | 160.00                    | 384    | 495    | 28.91                     | 414    | 573    | 38.41                     |
| OKLAHOMA NORTHERN    | 26       | 14    | 46.15CR                   | 230    | 244    | 6.09                      | 256    | 258    | .78                       |
| OKLAHOMA EASTERN     | 33       | 23    | 30.30CR                   | 155    | 168    | 8.39                      | 188    | 191    | 1.60                      |
| OKLAHOMA WESTERN     | 37       | 56    | 51.35                     | 196    | 227    | 15.82                     | 233    | 283    | 21.46                     |
| OREGON               | 58       | 63    | 8.62                      | 370    | 422    | 14.05                     | 428    | 485    | 13.32                     |
| PENNSYLVANIA EASTERN | 152      | 190   | 25.00                     | 462    | 515    | 11.47                     | 614    | 705    | 14.82                     |
| PENNSYLVANIA MIDDLE  | 99       | 73    | 26.26CR                   | 105    | 89     | 15.24CR                   | 204    | 162    | 20.59CR                   |
| PENNSYLVANIA WESTERN | 114      | 127   | 11.40                     | 170    | 172    | 1.18                      | 284    | 299    | 5.28                      |
| PUERTO RICO          | 52       | 67    | 28.85                     | 66     | 55     | 16.67CR                   | 118    | 122    | 3.39                      |
| RHODE ISLAND         | 25       | 68    | 172.00                    | 54     | 64     | 18.52                     | 79     | 132    | 67.09                     |
| S CAROLINA EASTERN   | 141      | 75    | 46.81CR                   | 233    | 208    | 10.73CR                   | 374    | 283    | 24.33CR                   |
| S CAROLINA WESTERN   | 48       | 34    | 29.17CR                   | 132    | 112    | 15.15CR                   | 180    | 146    | 18.89CR                   |
| SOUTH DAKOTA         | 18       | 25    | 38.89                     | 104    | 127    | 22.12                     | 122    | 152    | 24.59                     |
| TENNESSEE EASTERN    | 152      | 90    | 40.79CR                   | 119    | 109    | 8.40CR                    | 271    | 199    | 26.57CR                   |
| TENNESSEE MIDDLE     | 88       | 101   | 14.77                     | 216    | 211    | 2.31CR                    | 304    | 312    | 2.63                      |
| TENNESSEE WESTERN    | 54       | 43    | 20.37CR                   | 39     | 27     | 30.77CR                   | 93     | 70     | 24.73CR                   |
| TEXAS NORTHERN       | 111      | 180   | 62.16                     | 330    | 372    | 12.73                     | 441    | 552    | 25.17                     |
| TEXAS EASTERN        | 37       | 47    | 27.03                     | 212    | 226    | 6.60                      | 249    | 273    | 9.64                      |
| TEXAS SOUTHERN       | 186      | 131   | 29.57CR                   | 349    | 414    | 18.62                     | 535    | 545    | 1.87                      |
| TEXAS WESTERN        | 141      | 185   | 31.21                     | 272    | 263    | 3.31CR                    | 413    | 448    | 8.47                      |
| UTAH                 | 20       | 31    | 55.00                     | 49     | 77     | 57.14                     | 69     | 108    | 56.52                     |
| VERMONT              | 24       | 26    | 8.33                      | 73     | 71     | 2.74CR                    | 97     | 97     |                           |
| VIRGINIA EASTERN     | 102      | 124   | 21.57                     | 307    | 413    | 34.53                     | 409    | 537    | 31.30                     |
| VIRGINIA WESTERN     | 9        | 23    | 155.56                    | 70     | 79     | 12.86                     | 79     | 102    | 29.11                     |
| WASHINGTON EASTERN   | 11       | 12    | 9.09                      | 166    | 190    | 14.46                     | 177    | 202    | 14.12                     |
| WASHINGTON WESTERN   | 76       | 87    | 14.47                     | 234    | 277    | 18.38                     | 310    | 364    | 17.42                     |
| WEST VIRGINIA N      | 12       | 19    | 58.33                     | 36     | 37     | 2.78                      | 48     | 56     | 16.67                     |
| WEST VIRGINIA S      | 65       | 79    | 21.54                     | 119    | 178    | 49.58                     | 184    | 257    | 39.67                     |
| WISCONSIN EASTERN    | 32       | 70    | 118.75                    | 368    | 416    | 13.04                     | 400    | 486    | 21.50                     |
| WISCONSIN WESTERN    | 21       | 3     | 85.71CR                   | 71     | 76     | 7.04                      | 92     | 79     | 14.13CR                   |
| WYOMING              | 12       | 2     | 83.33CR                   | 29     | 24     | 17.24CR                   | 41     | 26     | 36.59CR                   |
| CANAL ZONE           | 25       | 29    | 16.00                     | 6      | 2      | 56.67CR                   | 31     | 31     |                           |
| GUAM                 | 1        | 1     |                           | 15     | 8      | 46.67CR                   | 16     | 9      | 43.75CR                   |
| VIRGIN ISLANDS       | 24       | 23    | 4.17CR                    | 57     | 73     | 28.07                     | 81     | 96     | 18.52                     |
| TOTALS               | 8,454    | 9,348 | 10.57                     | 20,576 | 22,919 | 11.39                     | 29,030 | 32,267 | 11.15                     |

TABLE 11.  
TRIALS - UNITED STATES ATTORNEYS OFFICES  
(FISCAL YEAR 1961 COMPARED WITH FISCAL YEAR 1962)

| JUDICIAL DISTRICTS   | CRIMINAL |       |                           | CIVIL |       |                           | TOTAL |       |                           |
|----------------------|----------|-------|---------------------------|-------|-------|---------------------------|-------|-------|---------------------------|
|                      | 1961     | 1962  | % OF INCREASE OR DECREASE | 1961  | 1962  | % OF INCREASE OR DECREASE | 1961  | 1962  | % OF INCREASE OR DECREASE |
| ALABAMA NORTHERN     | 9        | 11    | 22.22                     | 58    | 53    | 8.62CR                    | 67    | 64    | 4.48CR                    |
| ALABAMA MIDDLE       | 22       | 16    | 27.27CR                   | 6     | 4     | 33.33CR                   | 28    | 20    | 28.57CR                   |
| ALABAMA SOUTHERN     | 6        | 2     | 66.67CR                   | 2     | 9     | 350.00                    | 8     | 11    | 37.50                     |
| ALASKA               | 12       | 13    | 8.33                      | 9     | 6     | 33.33CR                   | 21    | 19    | 9.52CR                    |
| ARIZONA              | 45       | 55    | 22.22                     | 27    | 20    | 25.93CR                   | 72    | 75    | 4.17                      |
| ARKANSAS EASTERN     | 8        | 17    | 112.50                    | 11    | 11    |                           | 19    | 28    | 47.37                     |
| ARKANSAS WESTERN     | 9        | 10    | 11.11                     | 10    | 4     | 60.00CR                   | 19    | 14    | 26.32CR                   |
| CALIFORNIA NORTHERN  | 76       | 77    | 1.32                      | 40    | 41    | 2.50                      | 116   | 118   | 1.72                      |
| CALIFORNIA SOUTHERN  | 241      | 188   | 21.99CR                   | 80    | 73    | 8.75CR                    | 321   | 261   | 18.69CR                   |
| COLORADO             | 41       | 39    | 4.88CR                    | 21    | 24    | 14.29                     | 62    | 63    | 1.61                      |
| CONNECTICUT          | 29       | 26    | 10.34CR                   | 4     | 4     |                           | 33    | 30    | 9.09CR                    |
| DELAWARE             | 8        | 4     | 50.00CR                   | 4     | 4     | 100.00CR                  | 12    | 4     | 66.67CR                   |
| DIST OF COLUMBIA     | 362      | 428   | 18.23                     | 81    | 25    | 69.14CR                   | 443   | 453   | 2.26                      |
| FLORIDA NORTHERN     | 28       | 63    | 125.00                    | 6     | 7     | 16.67                     | 34    | 70    | 105.88                    |
| FLORIDA SOUTHERN     | 158      | 182   | 15.19                     | 56    | 60    | 7.14                      | 214   | 242   | 13.08                     |
| GEORGIA NORTHERN     | 54       | 43    | 20.37CR                   | 11    | 27    | 145.45                    | 65    | 70    | 7.69                      |
| GEORGIA MIDDLE       | 38       | 56    | 47.37                     | 8     | 13    | 62.50                     | 46    | 69    | 50.00                     |
| GEORGIA SOUTHERN     | 21       | 30    | 42.86                     | 15    | 16    | 6.67                      | 36    | 46    | 27.78                     |
| HAWAII               | 12       | 9     | 25.00CR                   | 5     | 3     | 100.00CR                  | 17    | 9     | 47.06CR                   |
| IDAHO                | 14       | 11    | 21.43CR                   | 7     | 3     | 57.14CR                   | 21    | 14    | 33.33CR                   |
| ILLINOIS NORTHERN    | 159      | 152   | 4.40CR                    | 52    | 91    | 75.00                     | 211   | 243   | 15.17                     |
| ILLINOIS EASTERN     | 25       | 23    | 8.00CR                    | 11    | 5     | 54.55CR                   | 36    | 28    | 22.22CR                   |
| ILLINOIS SOUTHERN    | 1        | 12    | 1100.00                   | 13    | 8     | 38.46CR                   | 14    | 20    | 42.86                     |
| INDIANA NORTHERN     | 16       | 7     | 56.25CR                   | 7     | 5     | 28.57CR                   | 23    | 12    | 47.83CR                   |
| INDIANA SOUTHERN     | 16       | 11    | 31.25CR                   | 10    | 9     | 10.00CR                   | 26    | 20    | 23.08CR                   |
| IOWA NORTHERN        | 9        | 1     | 88.89CR                   | 16    | 3     | 81.25CR                   | 25    | 4     | 84.00CR                   |
| IOWA SOUTHERN        | 5        | 3     | 40.00CR                   | 10    | 10    | 1000.00                   | 5     | 13    | 160.00                    |
| KANSAS               | 31       | 19    | 38.71CR                   | 111   | 70    | 36.94CR                   | 142   | 89    | 37.32CR                   |
| KENTUCKY EASTERN     | 87       | 78    | 10.34CR                   | 22    | 8     | 63.64CR                   | 109   | 86    | 21.10CR                   |
| KENTUCKY WESTERN     | 44       | 34    | 22.73CR                   | 3     | 13    | 333.33                    | 47    | 47    |                           |
| LOUISIANA EASTERN    | 18       | 15    | 16.67CR                   | 4     | 6     | 50.00                     | 22    | 21    | 4.55CR                    |
| LOUISIANA WESTERN    | 10       | 24    | 140.00                    | 12    | 18    | 50.00                     | 22    | 42    | 90.91                     |
| MAINE                | 24       | 24    | 100.00CR                  | 6     | 1     | 83.33CR                   | 30    | 1     | 96.67CR                   |
| MARYLAND             | 49       | 57    | 16.33                     | 31    | 56    | 80.65                     | 80    | 113   | 41.25                     |
| MASSACHUSETTS        | 34       | 41    | 20.59                     | 50    | 55    | 10.00                     | 84    | 96    | 14.29                     |
| MICHIGAN EASTERN     | 46       | 70    | 52.17                     | 11    | 17    | 54.55                     | 57    | 87    | 52.63                     |
| MICHIGAN WESTERN     | 7        | 10    | 42.86                     | 6     | 2     | 66.67CR                   | 13    | 12    | 7.69CR                    |
| MINNESOTA            | 22       | 16    | 27.27CR                   | 21    | 28    | 33.33                     | 43    | 44    | 2.33                      |
| MISSISSIPPI N        | 6        | 11    | 83.33                     | 10    | 8     | 20.00CR                   | 16    | 19    | 18.75                     |
| MISSISSIPPI S        | 1        | 3     | 200.00                    | 9     | 15    | 66.67                     | 10    | 18    | 80.00                     |
| MISSOURI EASTERN     | 48       | 48    |                           | 18    | 7     | 61.11CR                   | 66    | 55    | 16.67CR                   |
| MISSOURI WESTERN     | 33       | 11    | 66.67CR                   | 6     | 6     |                           | 39    | 17    | 56.41CR                   |
| MONTANA              | 6        | 16    | 166.67                    | 13    | 5     | 61.54CR                   | 19    | 21    | 10.53                     |
| NEBRASKA             | 7        | 5     | 28.57CR                   | 14    | 9     | 35.71CR                   | 21    | 14    | 33.33CR                   |
| NEVADA               | 9        | 27    | 200.00                    | 1     | 4     | 300.00                    | 10    | 31    | 210.00                    |
| NEW HAMPSHIRE        | 5        | 6     | 20.00                     | 1     | 1     |                           | 6     | 7     | 16.67                     |
| NEW JERSEY           | 36       | 49    | 36.11                     | 30    | 25    | 16.67CR                   | 66    | 74    | 12.12                     |
| NEW MEXICO           | 19       | 24    | 26.32                     | 25    | 21    | 16.00CR                   | 44    | 45    | 2.27                      |
| NEW YORK NORTHERN    | 4        | 4     |                           | 3     | 3     |                           | 7     | 7     |                           |
| NEW YORK EASTERN     | 23       | 49    | 113.04                    | 31    | 24    | 22.58CR                   | 54    | 73    | 35.19                     |
| NEW YORK SOUTHERN    | 131      | 154   | 17.56                     | 19    | 20    | 5.26                      | 150   | 174   | 16.00                     |
| NEW YORK WESTERN     | 9        | 25    | 177.78                    | 5     | 6     | 20.00                     | 14    | 31    | 121.43                    |
| N CAROLINA EASTERN   | 65       | 91    | 40.00                     | 23    | 10    | 56.52CR                   | 88    | 101   | 14.77                     |
| N CAROLINA MIDDLE    | 106      | 125   | 17.92                     | 14    | 13    | 7.14CR                    | 120   | 138   | 15.00                     |
| N CAROLINA WESTERN   | 58       | 59    | 1.72                      | 19    | 20    | 5.26                      | 77    | 79    | 2.60                      |
| NORTH DAKOTA         | 4        | 8     | 100.00                    | 11    | 3     | 72.73CR                   | 15    | 11    | 26.67CR                   |
| OHIO NORTHERN        | 14       | 23    | 64.29                     | 12    | 10    | 16.67CR                   | 26    | 33    | 26.92                     |
| OHIO SOUTHERN        | 15       | 27    | 80.00                     | 8     | 7     | 12.50CR                   | 23    | 34    | 47.83                     |
| OKLAHOMA NORTHERN    | 29       | 18    | 37.93CR                   | 35    | 7     | 80.00CR                   | 64    | 25    | 60.94CR                   |
| OKLAHOMA EASTERN     | 17       | 13    | 23.53CR                   | 23    | 33    | 43.48                     | 40    | 46    | 15.00                     |
| OKLAHOMA WESTERN     | 8        | 23    | 187.50                    | 13    | 6     | 53.85CR                   | 21    | 29    | 38.10                     |
| OREGON               | 24       | 28    | 16.67                     | 19    | 20    | 5.26                      | 43    | 48    | 11.63                     |
| PENNSYLVANIA EASTERN | 26       | 23    | 11.54CR                   | 7     | 8     | 14.29                     | 35    | 31    | 6.06CR                    |
| PENNSYLVANIA MIDDLE  | 10       | 15    | 50.00                     | 2     | 5     | 150.00                    | 12    | 20    | 66.67                     |
| PENNSYLVANIA WESTERN | 32       | 25    | 21.88CR                   | 11    | 23    | 109.09                    | 43    | 48    | 11.63                     |
| PUERTO RICO          | 14       | 10    | 28.57CR                   | 5     | 5     |                           | 19    | 15    | 21.05CR                   |
| RHODE ISLAND         | 2        | 3     | 50.00                     | 6     | 3     | 50.00CR                   | 8     | 6     | 25.00CR                   |
| S CAROLINA EASTERN   | 15       | 26    | 73.33                     | 33    | 21    | 36.36CR                   | 48    | 47    | 2.08CR                    |
| S CAROLINA WESTERN   | 8        | 5     | 37.50CR                   | 11    | 44    | 300.00                    | 19    | 49    | 157.89                    |
| SOUTH DAKOTA         | 6        | 8     | 33.33                     | 1     | 5     | 400.00                    | 7     | 13    | 85.71                     |
| TENNESSEE EASTERN    | 27       | 88    | 225.93                    | 14    | 28    | 100.00                    | 41    | 116   | 182.93                    |
| TENNESSEE MIDDLE     | 41       | 34    | 17.07CR                   | 7     | 9     | 28.57                     | 48    | 43    | 10.42CR                   |
| TENNESSEE WESTERN    | 16       | 23    | 43.75                     | 14    | 6     | 57.14CR                   | 30    | 29    | 3.33CR                    |
| TEXAS NORTHERN       | 24       | 28    | 16.67                     | 45    | 28    | 37.78CR                   | 69    | 56    | 18.84CR                   |
| TEXAS EASTERN        | 12       | 12    |                           | 7     | 11    | 57.14                     | 19    | 23    | 21.05                     |
| TEXAS SOUTHERN       | 55       | 82    | 49.09                     | 10    | 18    | 80.00                     | 65    | 100   | 53.85                     |
| TEXAS WESTERN        | 26       | 35    | 34.62                     | 22    | 27    | 22.73                     | 48    | 62    | 29.17                     |
| UTAH                 | 13       | 31    | 138.46                    | 4     | 19    | 225.00                    | 17    | 44    | 158.82                    |
| VERMONT              | 3        | 1     | 66.67CR                   | 4     | 11    | 175.00                    | 7     | 12    | 71.43                     |
| VIRGINIA EASTERN     | 89       | 96    | 7.87                      | 25    | 43    | 72.00                     | 114   | 139   | 21.93                     |
| VIRGINIA WESTERN     | 12       | 38    | 216.67                    | 4     | 6     | 50.00                     | 16    | 44    | 175.00                    |
| WASHINGTON EASTERN   | 10       | 9     | 10.00CR                   | 12    |       | 100.00CR                  | 22    | 9     | 59.09CR                   |
| WASHINGTON WESTERN   | 19       | 28    | 47.37                     | 25    | 13    | 48.00CR                   | 44    | 41    | 6.82CR                    |
| WEST VIRGINIA N      | 11       | 8     | 27.27CR                   | 2     |       | 100.00CR                  | 13    | 8     | 38.46CR                   |
| WEST VIRGINIA S      | 44       | 37    | 15.91CR                   | 2     | 13    | 550.00                    | 46    | 50    | 8.70                      |
| WISCONSIN EASTERN    | 19       | 14    | 26.32CR                   | 6     | 18    | 200.00                    | 25    | 32    | 28.00                     |
| WISCONSIN WESTERN    | 2        | 5     | 150.00                    | 4     |       | 100.00CR                  | 6     | 5     | 16.67CR                   |
| WYOMING              | 6        | 6     |                           | 4     | 7     | 75.00                     | 10    | 13    | 30.00                     |
| CANAL ZONE           | 25       | 29    | 16.00                     | 1     | 1     |                           | 26    | 30    | 15.38                     |
| GUAM                 | 4        | 2     | 50.00CR                   | 1     |       | 100.00CR                  | 5     | 2     | 60.00CR                   |
| VIRGIN ISLANDS       | 35       | 25    | 28.57CR                   | 114   | 121   | 6.14                      | 149   | 146   | 2.01CR                    |
| TOTALS               | 3,079    | 3,446 | 11.92                     | 1,612 | 1,575 | 2.30CR                    | 4,691 | 5,021 | 7.03                      |

TABLE 12.  
 COMPLAINTS FILED, CIVIL MATTERS RECEIVED AND PROCEEDINGS BEFORE GRAND JURY IN UNITED STATES ATTORNEYS OFFICES  
 (FISCAL YEAR 1961 COMPARED WITH FISCAL YEAR 1962)

| JUDICIAL DISTRICTS   | CRIMINAL |         |                           | CIVIL  |        |                           | GRAND JURY PROCEEDINGS |        |                           |
|----------------------|----------|---------|---------------------------|--------|--------|---------------------------|------------------------|--------|---------------------------|
|                      | 1961     | 1962    | % OF INCREASE OR DECREASE | 1961   | 1962   | % OF INCREASE OR DECREASE | 1961                   | 1962   | % OF INCREASE OR DECREASE |
| ALABAMA NORTHERN     | 1,095    | 1,202   | 9.77                      | 336    | 258    | 23.21CR                   | 224                    | 201    | 10.27CR                   |
| ALABAMA MIDDLE       | 553      | 659     | 19.17                     | 100    | 101    | 1.00                      | 90                     | 60     | 33.33CR                   |
| ALABAMA SOUTHERN     | 502      | 591     | 17.73                     | 137    | 140    | 2.19                      | 71                     | 103    | 45.07                     |
| ALASKA               | 302      | 364     | 20.53                     | 91     | 120    | 31.87                     | 44                     | 49     | 11.36                     |
| ARIZONA              | 2,007    | 2,165   | 7.87                      | 373    | 403    | 8.04                      | 213                    | 143    | 32.86CR                   |
| ARKANSAS EASTERN     | 853      | 814     | 4.57CR                    | 204    | 236    | 15.69                     | 147                    | 72     | 51.02CR                   |
| ARKANSAS WESTERN     | 501      | 586     | 16.97                     | 122    | 102    | 16.39CR                   | 55                     | 63     | 14.55                     |
| CALIFORNIA NORTHERN  | 3,989    | 3,829   | 4.01CR                    | 717    | 687    | 4.18CR                    | 598                    | 569    | 4.85CR                    |
| CALIFORNIA SOUTHERN  | 6,678    | 7,656   | 14.65                     | 1,465  | 1,581  | 7.92                      | 1,245                  | 1,149  | 7.71CR                    |
| COLORADO             | 1,133    | 1,266   | 11.74                     | 319    | 310    | 2.82CR                    | 69                     | 71     | 2.90                      |
| CONNECTICUT          | 1,171    | 1,185   | 1.20                      | 459    | 455    | .87CR                     | 145                    | 82     | 43.45CR                   |
| DELAWARE             | 324      | 367     | 9.88                      | 56     | 64     | 14.29                     | 8                      | 15     | 87.50                     |
| DIST OF COLUMBIA     | 3,455    | 3,481   | .75                       | 779    | 937    | 20.28                     | 1,082                  | 1,140  | 5.36                      |
| FLORIDA NORTHERN     | 614      | 623     | 1.47                      | 127    | 152    | 19.69                     | 126                    | 115    | 8.73CR                    |
| FLORIDA SOUTHERN     | 4,045    | 4,642   | 14.76                     | 1,311  | 1,522  | 16.09                     | 380                    | 579    | 52.37                     |
| GEORGIA NORTHERN     | 1,370    | 1,408   | 2.77                      | 371    | 312    | 15.90CR                   | 358                    | 392    | 9.50                      |
| GEORGIA MIDDLE       | 912      | 832     | 8.77CR                    | 207    | 210    | 1.45                      | 195                    | 221    | 13.33                     |
| GEORGIA SOUTHERN     | 1,056    | 1,004   | 4.92CR                    | 173    | 152    | 12.14CR                   | 211                    | 208    | 1.42CR                    |
| HAWAII               | 596      | 703     | 17.95                     | 81     | 67     | 17.28CR                   | 40                     | 51     | 27.50                     |
| IDAHO                | 422      | 489     | .81CR                     | 156    | 144    | 7.69CR                    | 64                     | 69     | 7.81                      |
| ILLINOIS NORTHERN    | 2,846    | 2,926   | 2.81                      | 1,337  | 1,374  | 2.77                      | 447                    | 385    | 13.87CR                   |
| ILLINOIS EASTERN     | 509      | 588     | 15.52                     | 164    | 217    | 32.32                     | 44                     | 109    | 147.73                    |
| ILLINOIS SOUTHERN    | 686      | 717     | 4.52                      | 266    | 256    | 3.76CR                    | 62                     | 64     | 3.23                      |
| INDIANA NORTHERN     | 871      | 969     | 11.25                     | 252    | 254    | .79                       | 88                     | 88     |                           |
| INDIANA SOUTHERN     | 909      | 1,138   | 25.19                     | 385    | 360    | 6.49CR                    | 185                    | 141    | 23.78CR                   |
| IOWA NORTHERN        | 323      | 306     | 5.26CR                    | 142    | 147    | 3.52                      | 22                     | 40     | 81.82                     |
| IOWA SOUTHERN        | 523      | 391     | 25.24CR                   | 231    | 248    | 7.36                      | 24                     | 53     | 120.83                    |
| KANSAS               | 1,144    | 1,275   | 11.45                     | 982    | 931    | 5.19CR                    | 156                    | 149    | 4.49CR                    |
| KENTUCKY EASTERN     | 1,144    | 1,117   | 2.36CR                    | 237    | 209    | 11.81CR                   | 466                    | 398    | 14.59CR                   |
| KENTUCKY WESTERN     | 1,010    | 1,024   | 1.39                      | 268    | 318    | 18.66                     | 259                    | 239    | 7.72CR                    |
| LOUISIANA EASTERN    | 1,382    | 1,461   | 5.72                      | 260    | 242    | 6.92CR                    | 81                     | 72     | 11.11CR                   |
| LOUISIANA WESTERN    | 1,069    | 1,129   | 5.61                      | 223    | 244    | 9.42                      | 78                     | 104    | 33.33                     |
| MAINE                | 355      | 320     | 9.86CR                    | 129    | 103    | 20.16CR                   | 71                     | 24     | 66.20CR                   |
| MARYLAND             | 2,049    | 2,331   | 13.76                     | 398    | 503    | 26.38                     | 218                    | 178    | 18.35CR                   |
| MASSACHUSETTS        | 1,445    | 1,921   | 5.26                      | 872    | 883    | 1.26                      | 106                    | 111    | 4.72                      |
| MICHIGAN EASTERN     | 2,456    | 2,680   | 9.12                      | 963    | 1,256  | 30.43                     | 158                    | 232    | 46.84                     |
| MICHIGAN WESTERN     | 488      | 568     | 16.39                     | 226    | 212    | 6.19CR                    | 32                     | 39     | 21.88                     |
| MINNESOTA            | 1,315    | 1,067   | 18.86CR                   | 782    | 746    | 4.60CR                    | 105                    | 117    | 11.43                     |
| MISSISSIPPI N        | 525      | 576     | 9.71                      | 116    | 90     | 22.41CR                   | 91                     | 122    | 34.07                     |
| MISSISSIPPI S        | 786      | 894     | 13.74                     | 209    | 229    | 9.57                      | 120                    | 138    | 15.00                     |
| MISSOURI EASTERN     | 1,506    | 1,519   | .86                       | 348    | 376    | 8.05                      | 72                     | 62     | 13.89CR                   |
| MISSOURI WESTERN     | 1,330    | 1,212   | 8.87CR                    | 421    | 477    | 13.30                     | 74                     | 65     | 12.16CR                   |
| MONTANA              | 649      | 647     | .31CR                     | 164    | 156    | 4.88CR                    | 17                     | 65     | 282.35                    |
| NEBRASKA             | 617      | 728     | 17.99                     | 186    | 224    | 20.43                     | 23                     | 71     | 208.70                    |
| NEVADA               | 1,082    | 1,025   | 5.27CR                    | 70     | 70     |                           | 43                     | 49     | 11.36                     |
| NEW HAMPSHIRE        | 153      | 151     | 1.31CR                    | 91     | 70     | 23.08CR                   | 22                     | 26     | 18.18                     |
| NEW JERSEY           | 3,580    | 3,989   | 11.42                     | 954    | 1,122  | 17.61                     | 294                    | 293    | .34CR                     |
| NEW MEXICO           | 1,429    | 1,530   | 7.07                      | 234    | 227    | 2.99CR                    | 87                     | 157    | 80.46                     |
| NEW YORK NORTHERN    | 996      | 949     | 4.72CR                    | 497    | 506    | 1.81                      | 169                    | 89     | 47.34CR                   |
| NEW YORK EASTERN     | 2,928    | 2,791   | 5.00CR                    | 2,263  | 2,511  | 10.96                     | 176                    | 168    | 4.55CR                    |
| NEW YORK SOUTHERN    | 3,800    | 3,410   | 10.26CR                   | 1,149  | 1,311  | 14.10                     | 503                    | 643    | 27.83                     |
| NEW YORK WESTERN     | 952      | 1,104   | 15.97                     | 453    | 498    | 9.93                      | 58                     | 107    | 84.48                     |
| N CAROLINA EASTERN   | 1,051    | 1,150   | 9.42                      | 151    | 120    | 20.53CR                   | 260                    | 372    | 43.08                     |
| N CAROLINA MIDDLE    | 827      | 815     | 1.45CR                    | 129    | 151    | 17.05                     | 391                    | 385    | 1.53CR                    |
| N CAROLINA WESTERN   | 780      | 788     | 1.03                      | 163    | 136    | 16.56CR                   | 281                    | 316    | 12.46                     |
| NORTH DAKOTA         | 320      | 322     | .63                       | 166    | 113    | 31.93CR                   | 38                     | 37     | 2.63CR                    |
| OHIO NORTHERN        | 1,746    | 1,876   | 7.45                      | 1,072  | 1,297  | 20.99                     | 106                    | 151    | 42.45                     |
| OHIO SOUTHERN        | 2,225    | 2,192   | 1.48CR                    | 605    | 688    | 13.72                     | 39                     | 98     | 151.28                    |
| OKLAHOMA NORTHERN    | 442      | 482     | 9.05                      | 177    | 156    | 11.86CR                   | 86                     | 78     | 9.30CR                    |
| OKLAHOMA EASTERN     | 411      | 420     | 2.19                      | 161    | 136    | 15.53CR                   | 101                    | 118    | 16.83                     |
| OKLAHOMA WESTERN     | 993      | 1,060   | 6.75                      | 310    | 306    | 1.29CR                    | 64                     | 116    | 81.25                     |
| OREGON               | 1,151    | 1,053   | 8.51CR                    | 407    | 469    | 15.23                     | 213                    | 148    | 30.52CR                   |
| PENNSYLVANIA EASTERN | 2,527    | 2,071   | 18.05CR                   | 529    | 689    | 30.25                     | 267                    | 208    | 22.10CR                   |
| PENNSYLVANIA MIDDLE  | 866      | 809     | 6.58CR                    | 150    | 166    | 10.67                     | 116                    | 58     | 50.00CR                   |
| PENNSYLVANIA WESTERN | 1,107    | 1,243   | 12.29                     | 411    | 464    | 12.90                     | 217                    | 210    | 3.23CR                    |
| PUERTO RICO          | 660      | 657     | .45CR                     | 84     | 72     | 14.29CR                   | 94                     | 100    | 6.38                      |
| RHODE ISLAND         | 290      | 369     | 27.24                     | 97     | 113    | 16.49                     | 16                     | 44     | 175.00                    |
| S CAROLINA EASTERN   | 971      | 1,153   | 18.74                     | 293    | 236    | 19.45CR                   | 318                    | 330    | 3.77                      |
| S CAROLINA WESTERN   | 437      | 389     | 10.98CR                   | 153    | 152    | .65CR                     | 123                    | 120    | 2.44CR                    |
| SOUTH DAKOTA         | 395      | 432     | 9.37                      | 124    | 126    | 1.61                      | 21                     | 45     | 114.29                    |
| TENNESSEE EASTERN    | 1,253    | 1,259   | .48                       | 204    | 196    | 3.92CR                    | 271                    | 258    | 4.80CR                    |
| TENNESSEE MIDDLE     | 678      | 646     | 4.72CR                    | 144    | 123    | 14.58CR                   | 161                    | 189    | 17.39                     |
| TENNESSEE WESTERN    | 700      | 697     | .43CR                     | 149    | 129    | 13.42CR                   | 172                    | 147    | 14.53CR                   |
| TEXAS NORTHERN       | 1,816    | 2,141   | 17.90                     | 579    | 677    | 16.93                     | 324                    | 311    | 4.01CR                    |
| TEXAS EASTERN        | 541      | 562     | 3.88                      | 210    | 262    | 24.76                     | 90                     | 68     | 24.44CR                   |
| TEXAS SOUTHERN       | 1,739    | 1,786   | 2.70                      | 549    | 527    | 4.01CR                    | 515                    | 636    | 23.50                     |
| TEXAS WESTERN        | 3,024    | 3,284   | 8.60                      | 299    | 356    | 19.06                     | 202                    | 247    | 22.28                     |
| UTAH                 | 797      | 803     | .75                       | 235    | 255    | 8.51                      | 46                     | 67     | 45.65                     |
| VERMONT              | 131      | 113     | 13.74CR                   | 83     | 82     | 1.20CR                    | 15                     | 21     | 40.00                     |
| VIRGINIA EASTERN     | 1,917    | 2,030   | 5.89                      | 453    | 572    | 26.27                     | 264                    | 251    | 4.92CR                    |
| VIRGINIA WESTERN     | 763      | 781     | 2.36                      | 156    | 156    |                           | 120                    | 156    | 30.00                     |
| WASHINGTON EASTERN   | 601      | 569     | 5.32CR                    | 219    | 212    | 3.20CR                    | 20                     | 25     | 25.00                     |
| WASHINGTON WESTERN   | 1,099    | 1,048   | 4.64CR                    | 562    | 541    | 3.74CR                    | 107                    | 122    | 14.02                     |
| WEST VIRGINIA N      | 331      | 350     | 5.74                      | 61     | 92     | 50.82                     | 28                     | 60     | 114.29                    |
| WEST VIRGINIA S      | 632      | 657     | 3.96                      | 98     | 182    | 85.71                     | 202                    | 245    | 21.29                     |
| WISCONSIN EASTERN    | 569      | 619     | 8.79                      | 357    | 375    | 5.04                      | 56                     | 115    | 105.36                    |
| WISCONSIN WESTERN    | 356      | 350     | 1.69CR                    | 142    | 163    | 14.79                     | 23                     | 8      | 65.22CR                   |
| WYOMING              | 341      | 435     | 27.57                     | 56     | 65     | 16.07                     | 16                     | 14     | 12.50CR                   |
| CANAL ZONE           | 355      | 406     | 14.37                     | 27     | 29     | 7.41                      |                        | 1      | 100.00                    |
| GUAM                 | 71       | 59      | 16.90CR                   | 41     | 13     | 68.29CR                   |                        | 1      | 100.00                    |
| VIRGIN ISLANDS       | 120      | 133     | 10.83                     | 226    | 223    | 1.33CR                    |                        |        |                           |
| TOTALS               | 107,559  | 111,928 | 4.06                      | 32,888 | 35,143 | 6.86                      | 15,100                 | 15,826 | 4.81                      |

TABLE 13.  
COLLECTIONS - UNITED STATES ATTORNEYS OFFICES (FISCAL YEAR 1961 COMPARED WITH FISCAL YEAR 1962)

| JUDICIAL DISTRICTS   | AFTER SUIT   |              |                           | WITHOUT SUIT OR PROSECUTION |               |                           | TOTAL        |               |                           |
|----------------------|--------------|--------------|---------------------------|-----------------------------|---------------|---------------------------|--------------|---------------|---------------------------|
|                      | 1961         | 1962         | % OF INCREASE OR DECREASE | 1961                        | 1962          | % OF INCREASE OR DECREASE | 1961         | 1962          | % OF INCREASE OR DECREASE |
| ALABAMA NORTHERN     | 163,197.70   | 264,736.41   | 62.22                     | 37,803.22                   | 34,459.56     | 8.84CR                    | 201,000.92   | 299,195.97    | 46.85                     |
| ALABAMA MIDDLE       | 51,506.43    | 58,844.00    | 14.25                     | 20,629.83                   | 21,574.48     | 4.58                      | 72,136.26    | 80,418.48     | 11.48                     |
| ALABAMA SOUTHERN     | 22,780.72    | 25,696.72    | 12.50                     | 16,064.17                   | 21,131.83     | 31.55                     | 38,844.89    | 46,828.55     | 20.55                     |
| ALASKA               | 39,991.76    | 31,905.31    | 20.22CR                   | 4,429.72                    | 15,023.91     | 239.16                    | 44,421.48    | 46,929.22     | 5.62                      |
| ARIZONA              | 248,055.27   | 43,716.52    | 82.38CR                   | 70,413.06                   | 34,987.72     | 50.31CR                   | 318,468.33   | 78,704.24     | 75.29CR                   |
| ARKANSAS EASTERN     | 87,738.10    | 283,977.04   | 223.66                    | 13,071.25                   | 23,146.55     | 77.08                     | 100,809.35   | 307,123.59    | 204.66                    |
| ARKANSAS WESTERN     | 16,230.11    | 25,777.51    | 58.83                     | 82,738.90                   | 401,934.19    | 385.79                    | 98,969.01    | 427,711.70    | 332.17                    |
| CALIFORNIA NORTHERN  | 327,558.27   | 3,771,214.57 | 1051.31                   | 383,412.62                  | 238,167.97    | 37.88CR                   | 710,970.89   | 4,009,382.54  | 463.93                    |
| CALIFORNIA SOUTHERN  | 915,393.79   | 820,315.43   | 10.39CR                   | 1,190,114.94                | 15,609,506.75 | 1211.60                   | 2,105,508.73 | 16,429,822.18 | 680.33                    |
| COLORADO             | 103,961.34   | 79,655.74    | 23.38CR                   | 72,691.96                   | 39,453.23     | 45.73CR                   | 176,653.30   | 119,108.97    | 32.57CR                   |
| CONNECTICUT          | 196,546.52   | 323,439.13   | 64.56                     | 162,219.90                  | 230,578.67    | 42.14                     | 358,766.42   | 554,017.80    | 54.42                     |
| DELAWARE             | 159,005.29   | 3,648.02     | 97.71CR                   | 4,256.98                    | 2,000.70      | 53.00CR                   | 163,262.27   | 5,648.72      | 96.54CR                   |
| DIST OF COLUMBIA     | 101,239.30   | 72,511.23    | 28.38CR                   | 335,175.48                  | 33,521.37     | 89.00CR                   | 436,414.78   | 106,032.60    | 75.70CR                   |
| FLORIDA NORTHERN     | 15,068.74    | 47,264.99    | 213.66                    | 48,029.75                   | 6,567.73      | 86.37CR                   | 63,098.49    | 53,812.72     | 14.72CR                   |
| FLORIDA SOUTHERN     | 262,548.43   | 2,041,053.37 | 677.40                    | 344,765.01                  | 363,039.57    | 5.30                      | 607,313.44   | 2,404,092.94  | 295.86                    |
| GEORGIA NORTHERN     | 90,404.17    | 134,296.57   | 48.88                     | 10,102.43                   | 27,646.66     | 173.66                    | 100,506.60   | 162,243.23    | 61.43                     |
| GEORGIA MIDDLE       | 109,878.64   | 118,711.89   | 6.04                      | 42,876.82                   | 56,185.86     | 31.04                     | 152,755.46   | 174,897.75    | 14.50                     |
| GEORGIA SOUTHERN     | 68,957.31    | 62,096.13    | 9.95CR                    | 93,824.38                   | 15,890.68     | 83.06CR                   | 162,781.69   | 77,986.81     | 52.09CR                   |
| HAWAII               | 21,235.57    | 12,131.91    | 42.87CR                   | 6,809.97                    | 7,870.89      | 15.58                     | 28,045.54    | 20,002.76     | 28.68CR                   |
| IDAHO                | 88,965.33    | 124,280.94   | 39.70                     | 33,389.77                   | 53,027.40     | 58.81                     | 122,355.10   | 177,308.34    | 44.91                     |
| ILLINOIS NORTHERN    | 827,189.09   | 501,784.74   | 39.34CR                   | 38,041.74                   | 40,910.26     | 7.54                      | 865,230.83   | 542,695.00    | 37.28CR                   |
| ILLINOIS EASTERN     | 26,149.31    | 26,617.75    | 1.79                      | 20,684.40                   | 36,249.67     | 76.96                     | 46,633.71    | 62,867.42     | 34.81                     |
| ILLINOIS SOUTHERN    | 77,438.92    | 97,788.21    | 26.28                     | 37,509.35                   | 972,600.04    | 2492.95                   | 114,968.27   | 1,070,388.25  | 831.19                    |
| INDIANA NORTHERN     | 158,243.24   | 40,574.07    | 74.36CR                   | 107,633.55                  | 109,487.09    | 1.72                      | 265,876.79   | 150,061.16    | 43.56CR                   |
| INDIANA SOUTHERN     | 93,640.30    | 299,215.67   | 219.54                    | 597,403.93                  | 96,841.03     | 83.79CR                   | 691,044.23   | 396,056.70    | 42.69CR                   |
| IOWA NORTHERN        | 43,353.24    | 197,728.41   | 356.09                    | 210,762.86                  | 81,286.75     | 61.43CR                   | 254,116.10   | 279,015.16    | 9.80                      |
| IOWA SOUTHERN        | 203,461.77   | 33,416.86    | 83.58CR                   | 18,426.24                   | 33,118.98     | 79.74                     | 221,888.01   | 66,535.84     | 70.01CR                   |
| KANSAS               | 725,236.62   | 202,460.88   | 72.08CR                   | 241,007.96                  | 144,145.98    | 40.19CR                   | 966,244.58   | 346,606.26    | 64.13CR                   |
| KENTUCKY EASTERN     | 35,733.72    | 26,825.20    | 24.93CR                   | 89,290.56                   | 152,691.68    | 71.01                     | 125,024.28   | 179,516.88    | 43.59                     |
| KENTUCKY WESTERN     | 229,502.31   | 206,309.85   | 8.41CR                    | 31,126.86                   | 22,276.49     | 9.16CR                    | 257,626.17   | 234,586.34    | 8.94CR                    |
| LOUISIANA EASTERN    | 63,826.06    | 40,621.61    | 36.36CR                   | 138,668.78                  | 162,858.01    | 17.44                     | 202,494.84   | 203,479.62    | .49                       |
| LOUISIANA WESTERN    | 245,001.74   | 327,457.96   | 33.66                     | 15,179.94                   | 49,139.31     | 223.72                    | 260,181.68   | 376,927.77    | 44.74                     |
| MAINE                | 150,897.05   | 223,073.38   | 47.83                     | 34,147.37                   | 633,827.02    | 1756.15                   | 185,044.42   | 855,900.40    | 353.08                    |
| MARYLAND             | 170,777.47   | 197,989.34   | 15.93                     | 278,650.68                  | 90,022.03     | 67.69CR                   | 449,428.15   | 288,011.37    | 35.92CR                   |
| MASSACHUSETTS        | 373,438.97   | 561,149.94   | 50.27                     | 965,057.69                  | 399,843.49    | 58.57CR                   | 1,338,496.66 | 960,993.43    | 28.20CR                   |
| MICHIGAN EASTERN     | 202,497.14   | 109,006.82   | 46.17CR                   | 159,264.09                  | 315,146.60    | 97.88                     | 361,716.23   | 424,153.42    | 17.25                     |
| MICHIGAN WESTERN     | 40,816.90    | 84,922.35    | 108.06                    | 99,223.70                   | 213,661.44    | 115.33                    | 140,040.60   | 298,583.79    | 113.21                    |
| MINNESOTA            | 87,332.09    | 101,243.27   | 15.93                     | 77,886.70                   | 69,758.69     | 10.44CR                   | 165,218.79   | 171,001.96    | 3.50                      |
| MISSISSIPPI N        | 25,255.16    | 21,330.81    | 15.54CR                   | 18,894.45                   | 69,142.24     | 265.94                    | 44,149.61    | 90,473.10     | 104.92                    |
| MISSISSIPPI S        | 60,828.92    | 36,187.72    | 40.51CR                   | 99,683.10                   | 138,822.71    | 39.26                     | 160,512.02   | 175,010.43    | 9.03                      |
| MISSOURI EASTERN     | 152,699.02   | 156,524.17   | 2.51                      | 155,450.47                  | 34,902.21     | 77.55CR                   | 308,144.49   | 191,426.68    | 37.80CR                   |
| MISSOURI WESTERN     | 83,369.02    | 76,553.55    | 8.18CR                    | 176,257.48                  | 32,824.80     | 81.38CR                   | 259,626.50   | 109,278.35    | 57.87CR                   |
| MONTANA              | 124,500.18   | 66,808.03    | 46.34CR                   | 33,568.81                   | 31,367.37     | 6.56CR                    | 158,068.99   | 98,175.40     | 37.89CR                   |
| NEBRASKA             | 187,655.30   | 173,429.76   | 7.58CR                    | 75,991.38                   | 92,200.38     | 21.33                     | 263,646.68   | 265,630.44    | .72                       |
| NEVADA               | 73,359.16    | 206,121.17   | 180.98                    | 10,664.55                   | 7,001.08      | 34.35CR                   | 84,023.73    | 213,122.25    | 153.65                    |
| NEW HAMPSHIRE        | 29,366.31    | 26,602.81    | 9.41CR                    | 136,548.46                  | 16,638.21     | 87.82CR                   | 163,914.77   | 43,241.02     | 73.94CR                   |
| NEW JERSEY           | 464,935.68   | 546,339.94   | 17.21                     | 1,169,473.62                | 783,695.95    | 32.99CR                   | 1,634,409.30 | 1,330,035.89  | 18.62CR                   |
| NEW MEXICO           | 55,374.20    | 587,854.43   | 961.60                    | 69,694.67                   | 70,140.21     | .64                       | 125,068.87   | 657,994.64    | 426.11                    |
| NEW YORK NORTHERN    | 238,866.66   | 242,695.38   | 1.60                      | 622,501.41                  | 804,892.73    | 29.30                     | 861,368.07   | 1,047,588.11  | 21.62                     |
| NEW YORK EASTERN     | 165,308.23   | 435,237.14   | 163.29                    | 1,950,231.07                | 1,918,759.47  | 23.77                     | 1,715,539.30 | 2,352,996.61  | 37.22                     |
| NEW YORK SOUTHERN    | 1,057,117.09 | 1,118,470.10 | 5.80                      | 5,592,637.97                | 1,384,614.18  | 75.06CR                   | 6,609,755.06 | 2,503,084.48  | 62.13CR                   |
| NEW YORK WESTERN     | 104,030.65   | 152,446.64   | 46.54                     | 302,980.41                  | 168,681.06    | 44.33CR                   | 407,011.06   | 321,127.70    | 21.10CR                   |
| N CAROLINA EASTERN   | 108,864.36   | 109,481.10   | .57                       | 33,123.44                   | 33,098.48     | .08CR                     | 141,987.80   | 142,579.58    | .42                       |
| N CAROLINA MIDDLE    | 220,793.30   | 315,089.62   | 42.71                     | 6,804.65                    | 4,971.34      | 26.94CR                   | 227,597.95   | 320,060.96    | 40.63                     |
| N CAROLINA WESTERN   | 274,181.94   | 121,370.31   | 55.73CR                   | 13,672.82                   | 50,807.75     | 271.60                    | 287,854.36   | 172,178.06    | 40.19CR                   |
| NORTH DAKOTA         | 591,841.69   | 54,952.37    | 81.17CR                   | 128,526.66                  | 32,286.47     | 74.88CR                   | 420,368.35   | 87,238.84     | 79.25CR                   |
| OHIO NORTHERN        | 254,881.56   | 485,215.66   | 7.52CR                    | 56,966.00                   | 93,124.28     | 63.47                     | 581,647.56   | 578,339.94    | .57CR                     |
| OHIO SOUTHERN        | 274,130.84   | 346,804.15   | 26.21                     | 339,065.34                  | 238,116.68    | 29.77CR                   | 613,190.22   | 584,920.83    | 4.61CR                    |
| OKLAHOMA NORTHERN    | 25,918.37    | 1,170,290.97 | 4415.30                   | 10,682.04                   | 4,344.39      | 59.33CR                   | 36,600.41    | 1,174,535.36  | 109.35                    |
| OKLAHOMA EASTERN     | 41,630.68    | 19,289.31    | 53.67CR                   | 16,945.45                   | 16,990.64     | .27                       | 58,576.13    | 36,279.95     | 38.06CR                   |
| OKLAHOMA WESTERN     | 117,811.93   | 80,617.04    | 31.57CR                   | 111,919.96                  | 131,571.29    | 17.56                     | 229,731.89   | 212,188.33    | 7.64CR                    |
| OREGON               | 59,368.02    | 331,701.37   | 458.72                    | 255,932.93                  | 87,570.17     | 65.78CR                   | 315,300.95   | 419,271.54    | 22.88                     |
| PENNSYLVANIA EASTERN | 342,057.00   | 691,170.79   | 102.06                    | 134,743.51                  | 224,641.00    | 66.72                     | 476,800.31   | 915,811.79    | 92.07                     |
| PENNSYLVANIA MIDDLE  | 28,254.83    | 121,164.57   | 328.83                    | 71,187.55                   | 20,912.40     | 70.62CR                   | 99,442.38    | 142,076.97    | 42.87                     |
| PENNSYLVANIA WESTERN | 308,784.97   | 176,406.12   | 42.67CR                   | 111,057.67                  | 419,707.99    | 277.92                    | 419,862.84   | 596,114.11    | 41.99                     |
| PUERTO RICO          | 11,355.76    | 120,224.71   | 958.71                    | 9,604.95                    | 51,356.73     | 434.69                    | 20,960.71    | 171,591.44    | 718.59                    |
| RHODE ISLAND         | 41,203.70    | 51,034.24    | 23.86                     | 49,163.14                   | 140,659.00    | 186.11                    | 90,366.84    | 191,693.24    | 112.13                    |
| S CAROLINA EASTERN   | 92,065.67    | 91,796.32    | .29CR                     | 61,255.90                   | 87,201.08     | 42.36                     | 153,321.57   | 178,997.40    | 16.75                     |
| S CAROLINA WESTERN   | 99,041.87    | 27,226.07    | 72.51CR                   | 17,149.79                   | 5,822.37      | 66.05CR                   | 116,191.66   | 33,048.44     | 71.56CR                   |
| SOUTH DAKOTA         | 39,906.45    | 43,283.99    | 8.46                      | 36,199.67                   | 33,238.57     | 9.18CR                    | 76,106.12    | 76,522.56     | .55                       |
| TENNESSEE EASTERN    | 73,070.64    | 51,901.81    | 28.97CR                   | 79,899.83                   | 61,424.49     | 23.12CR                   | 152,970.47   | 113,326.40    | 25.92CR                   |
| TENNESSEE MIDDLE     | 30,885.70    | 17,085.82    | 44.68CR                   | 4,924.97                    | 4,331.06      | 12.04CR                   | 33,810.67    | 21,417.58     | 40.19CR                   |
| TENNESSEE WESTERN    | 54,964.90    | 60,268.23    | 9.65                      | 9,015.01                    | 111,536.36    | 1137.23                   | 63,979.51    | 171,804.59    | 168.53                    |
| TEXAS NORTHERN       | 140,159.58   | 263,476.10   | 87.98                     | 1,636,376.90                | 1,798,620.50  | 9.91                      | 1,776,536.48 | 2,062,096.60  | 16.07                     |
| TEXAS EASTERN        | 93,793.13    | 46,956.71    | 49.44CR                   | 49,411.45                   | 151,077.40    | 68.97                     | 183,204.58   | 198,034.11    | 8.09                      |
| TEXAS SOUTHERN       | 241,609.24   | 175,560.73   | 27.34CR                   | 80,378.12                   | 86,834.76     | 8.03                      | 321,987.36   | 262,295.49    | 18.51CR                   |
| TEXAS WESTERN        | 90,427.47    | 136,379.05   | 50.82                     | 57,268.77                   | 124,493.24    | 117.38                    | 147,696.24   | 260,872.29    | 76.63                     |
| UTAH                 | 38,293.85    | 49,962.49    | 30.47                     | 152,639.28                  | 33,255.41     | 76.24CR                   | 191,133.13   | 82,617.90     | 56.46CR                   |
| VERMONT              | 1,771.00     | 4,737.75     | 167.52                    | 19,273.01                   | 43,514.82     | 126.30                    | 21,064.01    | 48,352.57     | 129.77                    |
| VIRGINIA EASTERN     | 165,325.90   | 72,204.60    | 56.33CR                   | 78,473.76                   | 23,084.97     | 84.82CR                   | 243,799.66   | 209,053.18    | 104.61                    |
| VIRGINIA WESTERN     | 57,371.53    | 94,427.59    | 64.59                     | 44,799.44                   | 114,625.59    | 155.86                    | 102,170.77   | 209,335.78    | 113.32CR                  |
| WASHINGTON EASTERN   | 78,894.01    | 121,613.65   | 54.15                     | 150,393.95                  | 81,722.13     | 45.68CR                   | 229,287.96   | 203,335.78    | 11.32CR                   |
| WASHINGTON WESTERN   | 167,530.94   | 211,163.52   | 26.04                     | 59,410.22                   | 83,920.50     | 41.26                     | 226,941.16   | 295,084.02    |                           |

TABLE 14.  
CRIMINAL CASES PENDING IN UNITED STATES ATTORNEYS OFFICES AS OF JUNE 30, 1962  
AGED BY DATE RECEIVED

| JUDICIAL DISTRICTS   | LESS THAN<br>SIX MONTHS | SIX MONTHS<br>TO ONE YEAR | ONE TO<br>TWO YEARS | TWO TO<br>THREE YEARS | THREE TO<br>FOUR YEARS | FOUR TO<br>FIVE YEARS | FIVE OR<br>MORE YEARS | TOTAL |
|----------------------|-------------------------|---------------------------|---------------------|-----------------------|------------------------|-----------------------|-----------------------|-------|
| ALABAMA NORTHERN     | 34                      | 14                        | 8                   | 3                     |                        |                       |                       | 59    |
| ALABAMA MIDDLE       | 4                       | 1                         | 3                   |                       |                        |                       |                       | 8     |
| ALABAMA SOUTHERN     | 19                      | 15                        | 9                   | 2                     | 1                      |                       |                       | 46    |
| ALASKA               | 24                      | 10                        | 15                  | 2                     | 1                      | 1                     |                       | 53    |
| ARIZONA              | 66                      | 12                        | 12                  | 3                     | 4                      | 2                     | 6                     | 105   |
| ARKANSAS EASTERN     | 6                       | 10                        | 14                  | 2                     | 1                      | 1                     | 1                     | 35    |
| ARKANSAS WESTERN     | 15                      | 3                         | 1                   |                       |                        |                       | 2                     | 21    |
| CALIFORNIA NORTHERN  | 145                     | 29                        | 33                  | 15                    | 9                      | 6                     | 38                    | 275   |
| CALIFORNIA SOUTHERN  | 259                     | 58                        | 53                  | 31                    | 15                     | 10                    | 46                    | 472   |
| COLORADO             | 50                      | 11                        | 22                  | 5                     | 3                      |                       | 8                     | 99    |
| CONNECTICUT          | 18                      | 24                        | 21                  | 4                     | 1                      | 1                     |                       | 69    |
| DELAWARE             | 23                      | 8                         | 15                  | 1                     |                        |                       |                       | 47    |
| DIST OF COLUMBIA     | 331                     | 58                        | 45                  | 12                    | 20                     | 13                    | 59                    | 538   |
| FLORIDA NORTHERN     | 34                      | 9                         | 12                  |                       |                        |                       | 1                     | 56    |
| FLORIDA SOUTHERN     | 164                     | 138                       | 167                 | 73                    | 20                     | 13                    | 35                    | 610   |
| GEORGIA NORTHERN     | 66                      | 34                        | 33                  | 13                    | 3                      | 1                     | 3                     | 153   |
| GEORGIA MIDDLE       | 8                       | 12                        | 13                  | 2                     |                        |                       | 1                     | 36    |
| GEORGIA SOUTHERN     | 61                      | 36                        | 24                  | 9                     | 2                      |                       | 2                     | 134   |
| HAWAII               | 15                      | 9                         | 4                   | 4                     |                        |                       |                       | 32    |
| IDAHO                | 27                      | 6                         | 3                   | 2                     | 1                      |                       |                       | 39    |
| ILLINOIS NORTHERN    | 102                     | 58                        | 57                  | 20                    | 10                     | 11                    | 6                     | 264   |
| ILLINOIS EASTERN     | 25                      | 20                        | 3                   | 1                     |                        |                       | 3                     | 52    |
| ILLINOIS SOUTHERN    | 35                      | 13                        | 13                  | 3                     | 1                      | 2                     |                       | 67    |
| INDIANA NORTHERN     | 34                      | 12                        | 8                   | 3                     | 7                      | 2                     | 7                     | 73    |
| INDIANA SOUTHERN     | 22                      | 16                        | 11                  | 1                     |                        |                       |                       | 50    |
| IOWA NORTHERN        | 15                      | 3                         | 1                   | 2                     |                        |                       | 3                     | 24    |
| IOWA SOUTHERN        | 22                      | 3                         | 2                   |                       | 1                      |                       |                       | 28    |
| KANSAS               | 63                      | 22                        | 16                  | 6                     | 5                      | 1                     | 5                     | 118   |
| KENTUCKY EASTERN     | 21                      | 24                        | 22                  | 2                     | 1                      |                       |                       | 71    |
| KENTUCKY WESTERN     | 21                      | 5                         | 4                   | 3                     |                        |                       | 2                     | 35    |
| LOUISIANA EASTERN    | 42                      | 37                        | 54                  | 11                    | 3                      | 8                     | 4                     | 159   |
| LOUISIANA WESTERN    | 29                      | 18                        | 30                  | 4                     | 4                      |                       | 2                     | 87    |
| MAINE                | 12                      | 2                         | 5                   | 1                     |                        |                       | 5                     | 25    |
| MARYLAND             | 78                      | 38                        | 40                  | 16                    | 3                      | 4                     | 1                     | 180   |
| MASSACHUSETTS        | 56                      | 30                        | 20                  | 6                     | 3                      | 4                     | 8                     | 127   |
| MICHIGAN EASTERN     | 146                     | 69                        | 49                  | 6                     | 4                      |                       | 31                    | 305   |
| MICHIGAN WESTERN     | 9                       | 5                         | 5                   | 3                     | 1                      | 1                     | 1                     | 25    |
| MINNESOTA            | 43                      | 15                        | 7                   | 2                     | 1                      |                       | 4                     | 72    |
| MISSISSIPPI N        | 4                       | 8                         | 4                   | 4                     | 1                      |                       | 1                     | 22    |
| MISSISSIPPI S        | 5                       | 6                         | 5                   | 5                     | 2                      |                       | 1                     | 24    |
| MISSOURI EASTERN     | 20                      | 8                         | 9                   | 4                     | 2                      | 2                     | 4                     | 49    |
| MISSOURI WESTERN     | 30                      | 9                         | 7                   | 5                     |                        | 1                     | 1                     | 53    |
| MONTANA              | 5                       | 5                         | 3                   |                       |                        |                       |                       | 13    |
| NEBRASKA             | 36                      | 14                        | 10                  | 2                     |                        |                       |                       | 62    |
| NEVADA               | 14                      | 6                         | 12                  | 2                     | 1                      | 1                     |                       | 36    |
| NEW HAMPSHIRE        | 7                       | 4                         | 1                   | 4                     | 1                      | 1                     |                       | 18    |
| NEW JERSEY           | 98                      | 78                        | 98                  | 25                    | 26                     | 3                     | 9                     | 337   |
| NEW MEXICO           | 26                      | 16                        | 4                   |                       |                        |                       |                       | 46    |
| NEW YORK NORTHERN    | 37                      | 20                        | 19                  | 2                     | 4                      | 3                     | 3                     | 88    |
| NEW YORK EASTERN     | 75                      | 51                        | 66                  | 25                    | 12                     | 5                     | 39                    | 273   |
| NEW YORK SOUTHERN    | 285                     | 139                       | 157                 | 91                    | 60                     | 32                    | 91                    | 855   |
| NEW YORK WESTERN     | 27                      | 16                        | 23                  | 7                     | 4                      | 1                     | 6                     | 84    |
| N CAROLINA EASTERN   | 86                      | 43                        | 59                  | 50                    | 23                     | 4                     | 4                     | 269   |
| N CAROLINA MIDDLE    | 22                      | 8                         | 7                   | 2                     | 2                      |                       |                       | 41    |
| N CAROLINA WESTERN   | 35                      | 29                        | 31                  | 4                     | 2                      |                       | 2                     | 103   |
| NORTH DAKOTA         | 3                       | 2                         | 6                   | 2                     | 1                      |                       | 2                     | 16    |
| OHIO NORTHERN        | 58                      | 25                        | 13                  | 7                     | 1                      | 1                     | 6                     | 111   |
| OHIO SOUTHERN        | 54                      | 14                        | 10                  |                       |                        |                       |                       | 78    |
| OKLAHOMA NORTHERN    | 10                      | 1                         | 1                   | 1                     |                        |                       | 1                     | 14    |
| OKLAHOMA EASTERN     | 7                       | 9                         | 4                   |                       |                        |                       | 2                     | 23    |
| OKLAHOMA WESTERN     | 25                      | 12                        | 13                  | 1                     | 1                      | 3                     | 1                     | 56    |
| OREGON               | 14                      | 28                        | 10                  | 2                     | 4                      | 1                     | 4                     | 63    |
| PENNSYLVANIA EASTERN | 82                      | 58                        | 35                  | 4                     | 7                      |                       | 4                     | 190   |
| PENNSYLVANIA MIDDLE  | 27                      | 6                         | 29                  | 3                     | 2                      | 3                     | 3                     | 73    |
| PENNSYLVANIA WESTERN | 49                      | 46                        | 18                  | 2                     | 2                      | 3                     | 7                     | 127   |
| PUERTO RICO          | 18                      | 32                        | 7                   | 4                     | 4                      | 1                     | 1                     | 67    |
| RHODE ISLAND         | 54                      | 8                         | 3                   | 2                     | 1                      |                       |                       | 68    |
| S CAROLINA EASTERN   | 27                      | 13                        | 23                  | 8                     | 3                      | 1                     |                       | 75    |
| S CAROLINA WESTERN   | 4                       | 10                        | 14                  | 4                     | 1                      |                       | 1                     | 34    |
| SOUTH DAKOTA         | 3                       | 16                        | 2                   | 1                     | 1                      |                       | 2                     | 25    |
| TENNESSEE EASTERN    | 52                      | 25                        | 10                  | 1                     | 2                      |                       |                       | 90    |
| TENNESSEE MIDDLE     | 19                      | 39                        | 33                  | 9                     | 1                      |                       |                       | 101   |
| TENNESSEE WESTERN    | 21                      | 9                         | 6                   | 3                     | 1                      | 2                     | 1                     | 43    |
| TEXAS NORTHERN       | 90                      | 41                        | 32                  | 8                     | 4                      | 3                     | 2                     | 180   |
| TEXAS EASTERN        | 30                      | 11                        | 6                   |                       |                        |                       |                       | 47    |
| TEXAS SOUTHERN       | 52                      | 18                        | 27                  | 11                    | 10                     | 4                     | 9                     | 131   |
| TEXAS WESTERN        | 104                     | 38                        | 16                  | 11                    | 9                      | 1                     | 6                     | 185   |
| UTAH                 | 10                      | 17                        | 3                   |                       |                        |                       | 1                     | 31    |
| VERMONT              | 14                      | 2                         | 1                   | 1                     | 1                      |                       | 7                     | 26    |
| VIRGINIA EASTERN     | 70                      | 30                        | 18                  | 4                     |                        |                       | 2                     | 124   |
| VIRGINIA WESTERN     | 14                      | 6                         | 2                   |                       |                        |                       | 1                     | 23    |
| WASHINGTON EASTERN   | 7                       | 2                         | 1                   |                       |                        |                       | 2                     | 12    |
| WASHINGTON WESTERN   | 47                      | 12                        | 8                   | 3                     | 7                      | 3                     | 7                     | 87    |
| WEST VIRGINIA N      | 10                      | 3                         | 1                   | 1                     |                        | 1                     | 3                     | 19    |
| WEST VIRGINIA S      | 35                      | 28                        | 11                  |                       | 2                      | 1                     | 2                     | 79    |
| WISCONSIN EASTERN    | 43                      | 18                        | 6                   | 1                     | 2                      |                       |                       | 70    |
| WISCONSIN WESTERN    |                         | 1                         | 2                   |                       |                        |                       |                       | 3     |
| WYOMING              | 2                       |                           |                     |                       |                        |                       | 2                     | 2     |
| CANAL ZONE           | 14                      | 4                         | 1                   | 4                     | 3                      | 1                     |                       | 29    |
| GUAM                 | 1                       |                           |                     |                       |                        |                       |                       | 1     |
| VIRGIN ISLANDS       | 12                      | 9                         | 2                   |                       |                        |                       |                       | 23    |
| TOTALS               | 4,038                   | 1,940                     | 1,743               | 603                   | 335                    | 165                   | 524                   | 9,348 |

TABLE 15.  
CRIMINAL COMPLAINTS PENDING IN UNITED STATES ATTORNEYS OFFICES AS OF JUNE 30, 1962  
AGED BY DATE RECEIVED

| JUDICIAL DISTRICTS   | LESS THAN  | SIX MONTHS  | ONE TO    | TWO TO      | THREE TO   | FOUR TO    | FIVE OR    | TOTAL  |
|----------------------|------------|-------------|-----------|-------------|------------|------------|------------|--------|
|                      | SIX MONTHS | TO ONE YEAR | TWO YEARS | THREE YEARS | FOUR YEARS | FIVE YEARS | MORE YEARS |        |
| ALABAMA NORTHERN     | 179        | 13          | 12        | 1           |            |            |            | 205    |
| ALABAMA MIDDLE       | 67         | 13          | 8         | 3           |            |            |            | 91     |
| ALABAMA SOUTHERN     | 65         | 8           | 5         | 2           | 1          |            |            | 81     |
| ALASKA               | 13         |             | 1         |             | 1          |            |            | 15     |
| ARIZONA              | 72         | 19          | 20        | 7           | 5          | 3          | 27         | 153    |
| ARKANSAS EASTERN     | 59         | 5           | 2         | 1           |            |            | 2          | 69     |
| ARKANSAS WESTERN     | 129        | 8           | 4         |             |            |            |            | 141    |
| CALIFORNIA NORTHERN  | 122        | 23          | 12        | 1           | 5          |            | 2          | 165    |
| CALIFORNIA SOUTHERN  | 377        | 55          | 34        | 8           | 5          | 2          | 2          | 483    |
| COLORADO             | 60         | 12          | 7         | 2           |            |            |            | 81     |
| CONNECTICUT          | 59         | 14          | 7         | 5           |            |            |            | 85     |
| DELAWARE             | 28         | 6           | 3         |             |            | 2          |            | 39     |
| DIST OF COLUMBIA     | 157        | 31          | 13        |             |            |            | 1          | 202    |
| FLORIDA NORTHERN     | 57         | 13          | 7         |             |            |            |            | 77     |
| FLORIDA SOUTHERN     | 502        | 126         | 101       | 24          | 4          | 2          | 1          | 760    |
| GEORGIA NORTHERN     | 168        | 41          | 30        | 7           | 2          |            |            | 248    |
| GEORGIA MIDDLE       | 147        | 37          | 12        | 3           | 2          |            |            | 201    |
| GEORGIA SOUTHERN     | 117        | 33          | 17        | 1           |            |            |            | 168    |
| HAWAII               | 17         |             |           |             |            |            |            | 17     |
| IDAHO                | 37         | 7           | 2         |             |            |            |            | 46     |
| ILLINOIS NORTHERN    | 419        | 120         | 67        | 13          | 2          | 2          | 3          | 626    |
| ILLINOIS EASTERN     | 8          | 2           | 1         | 1           |            |            |            | 12     |
| ILLINOIS SOUTHERN    | 68         | 8           | 3         |             |            |            |            | 79     |
| INDIANA NORTHERN     | 25         | 4           |           |             |            |            |            | 29     |
| INDIANA SOUTHERN     | 53         | 8           | 1         |             |            |            |            | 62     |
| IOWA NORTHERN        | 22         | 3           | 1         | 1           |            |            | 1          | 28     |
| IOWA SOUTHERN        | 25         | 4           |           |             |            |            | 1          | 30     |
| KANSAS               | 97         | 10          | 7         | 1           |            |            | 1          | 116    |
| KENTUCKY EASTERN     | 95         | 6           | 8         |             | 1          | 1          |            | 111    |
| KENTUCKY WESTERN     | 102        | 9           | 2         |             |            |            | 1          | 114    |
| LOUISIANA EASTERN    | 78         | 26          | 42        | 14          | 2          | 5          | 4          | 171    |
| LOUISIANA WESTERN    | 176        | 19          | 11        | 6           | 2          |            |            | 214    |
| MAINE                | 22         | 6           |           |             | 2          |            |            | 30     |
| MARYLAND             | 111        | 18          | 20        | 2           | 1          |            |            | 152    |
| MASSACHUSETTS        | 187        | 95          | 42        | 13          | 2          | 1          | 3          | 343    |
| MICHIGAN EASTERN     | 253        | 107         | 54        | 3           | 1          |            |            | 418    |
| MICHIGAN WESTERN     | 48         | 7           | 3         | 2           |            |            | 1          | 61     |
| MINNESOTA            | 50         | 13          | 5         | 4           | 1          |            |            | 73     |
| MISSISSIPPI N        | 77         | 11          | 9         | 3           |            | 1          | 4          | 105    |
| MISSISSIPPI S        | 60         | 10          | 4         |             |            | 1          |            | 75     |
| MISSOURI EASTERN     | 69         | 10          | 4         | 1           | 1          |            | 1          | 86     |
| MISSOURI WESTERN     | 132        | 28          | 17        | 4           | 2          |            |            | 183    |
| MONTANA              | 44         | 10          | 2         |             |            |            |            | 56     |
| NEBRASKA             | 33         | 4           | 2         |             |            |            |            | 39     |
| NEVADA               | 48         | 4           | 5         |             |            |            |            | 57     |
| NEW HAMPSHIRE        | 13         |             |           | 8           |            |            |            | 21     |
| NEW JERSEY           | 310        | 86          | 54        | 10          | 1          |            |            | 461    |
| NEW MEXICO           | 81         | 14          | 4         |             |            |            |            | 99     |
| NEW YORK NORTHERN    | 60         | 8           | 1         | 2           | 1          | 1          |            | 73     |
| NEW YORK EASTERN     | 345        | 112         | 64        | 7           | 1          | 2          |            | 531    |
| NEW YORK SOUTHERN    | 183        | 71          | 85        | 47          | 11         | 9          | 6          | 412    |
| NEW YORK WESTERN     | 129        | 15          | 4         | 1           |            |            | 1          | 150    |
| N CAROLINA EASTERN   | 112        | 11          | 9         | 13          |            |            |            | 145    |
| N CAROLINA MIDDLE    | 84         | 5           | 3         |             |            | 1          | 2          | 95     |
| N CAROLINA WESTERN   | 80         | 21          | 16        | 7           | 1          | 1          |            | 126    |
| NORTH DAKOTA         | 38         | 14          | 5         |             |            |            |            | 57     |
| OHIO NORTHERN        | 138        | 29          | 20        | 4           | 2          |            |            | 193    |
| OHIO SOUTHERN        | 106        | 10          | 14        | 5           | 1          |            | 3          | 139    |
| OKLAHOMA NORTHERN    | 16         | 1           | 3         |             |            |            |            | 20     |
| OKLAHOMA EASTERN     | 49         | 4           | 4         | 3           |            |            | 1          | 61     |
| OKLAHOMA WESTERN     | 30         | 3           | 4         | 1           |            |            |            | 38     |
| OREGON               | 100        | 24          | 15        | 3           | 2          |            |            | 144    |
| PENNSYLVANIA EASTERN | 203        | 46          | 17        | 4           | 1          |            | 1          | 272    |
| PENNSYLVANIA MIDDLE  | 36         | 7           | 2         |             |            |            |            | 45     |
| PENNSYLVANIA WESTERN | 127        | 32          | 9         | 4           |            |            |            | 172    |
| PUERTO RICO          | 35         | 9           | 4         | 1           |            |            |            | 49     |
| RHODE ISLAND         | 31         | 2           |           |             | 1          |            |            | 34     |
| S CAROLINA EASTERN   | 168        | 35          | 14        | 8           | 2          |            |            | 227    |
| S CAROLINA WESTERN   | 36         | 11          | 15        | 2           |            |            |            | 64     |
| SOUTH DAKOTA         | 20         | 4           | 2         | 1           |            |            |            | 27     |
| TENNESSEE EASTERN    | 159        | 18          | 6         | 1           |            |            |            | 184    |
| TENNESSEE MIDDLE     | 115        | 24          | 14        | 3           |            |            |            | 156    |
| TENNESSEE WESTERN    | 54         | 3           | 1         |             |            |            | 1          | 59     |
| TEXAS NORTHERN       | 184        | 16          | 13        | 7           | 4          | 1          | 1          | 226    |
| TEXAS EASTERN        | 38         | 12          | 6         | 2           |            |            |            | 58     |
| TEXAS SOUTHERN       | 161        | 26          | 14        | 5           | 1          | 1          |            | 208    |
| TEXAS WESTERN        | 88         | 22          | 5         | 1           |            |            |            | 116    |
| UTAH                 | 23         | 5           | 5         |             | 1          |            |            | 34     |
| VERMONT              | 1          | 1           |           |             |            | 1          |            | 3      |
| VIRGINIA EASTERN     | 180        | 19          | 12        | 2           |            |            |            | 213    |
| VIRGINIA WESTERN     | 84         | 4           | 4         |             |            |            |            | 92     |
| WASHINGTON EASTERN   | 25         | 6           | 5         |             |            | 1          |            | 37     |
| WASHINGTON WESTERN   | 78         | 10          | 7         | 1           | 1          |            | 2          | 99     |
| WEST VIRGINIA N      | 37         | 5           | 1         |             |            |            |            | 43     |
| WEST VIRGINIA S      | 36         | 10          | 9         |             |            |            |            | 55     |
| WISCONSIN EASTERN    | 33         | 6           | 2         | 2           |            |            |            | 43     |
| WISCONSIN WESTERN    | 30         | 3           | 1         | 1           |            |            |            | 35     |
| WYOMING              | 8          | 1           | 2         |             |            |            |            | 11     |
| CANAL ZONE           | 13         | 16          | 1         | 1           |            |            |            | 31     |
| GUAM                 | 2          |             |           |             |            |            |            | 2      |
| VIRGIN ISLANDS       | 1          |             | 1         |             |            |            |            | 2      |
| TOTALS               | 8,614      | 1,787       | 1,084     | 290         | 74         | 37         | 73         | 11,959 |



TABLE 16.  
CRIMINAL CASES PENDING IN UNITED STATES ATTORNEYS OFFICES AS OF JUNE 30, 1962 BY STATUS

| JUDICIAL DISTRICTS   | AWAITING<br>ARRAIGNMENT<br>IN COURT | AWAITING<br>TRIAL | AWAITING COURT<br>DECISION OR<br>SENTENCE | FUGITIVES<br>ETC. | ALL OTHER | TOTAL |
|----------------------|-------------------------------------|-------------------|---|-------------------|-----------|-------|
| ALABAMA NORTHERN     | 26                                  | 14                | 4   | 7                 | 8         | 59    |
| ALABAMA MIDDLE       | 2                                   | 2                 | 2   | 2                 |           | 8     |
| ALABAMA SOUTHERN     | 4                                   | 25                | 3   | 7                 | 7         | 46    |
| ALASKA               | 9                                   | 29                | 6   | 6                 | 3         | 53    |
| ARIZONA              | 32                                  | 42                | 7   | 18                | 6         | 105   |
| ARKANSAS EASTERN     | 5                                   | 13                |   | 14                | 3         | 35    |
| ARKANSAS WESTERN     | 13                                  | 3                 | 1   | 2                 | 2         | 21    |
| CALIFORNIA NORTHERN  | 91                                  | 28                | 30  | 70                | 56        | 275   |
| CALIFORNIA SOUTHERN  | 97                                  | 114               | 73  | 126               | 62        | 472   |
| COLORADO             | 2                                   | 34                | 23  | 22                | 10        | 99    |
| CONNECTICUT          | 1                                   | 30                | 10  | 7                 | 21        | 69    |
| DELAWARE             | 3                                   | 16                | 12  | 4                 | 12        | 47    |
| DIST OF COLUMBIA     | 9                                   | 138               | 114                                       | 203               | 74        | 538   |
| FLORIDA NORTHERN     | 8                                   | 32                |   | 12                | 4         | 56    |
| FLORIDA SOUTHERN     | 83                                  | 268               | 46  | 87                | 126       | 610   |
| GEORGIA NORTHERN     | 42                                  | 61                | 18  | 15                | 17        | 153   |
| GEORGIA MIDDLE       | 17                                  | 4                 |   | 5                 | 10        | 36    |
| GEORGIA SOUTHERN     |                                     | 88                | 11  | 20                | 15        | 134   |
| HAWAII               | 5                                   | 12                | 4   | 3                 | 8         | 32    |
| IDAHO                | 7                                   | 9                 | 7   | 5                 | 11        | 39    |
| ILLINOIS NORTHERN    | 10                                  | 94                | 39  | 24                | 97        | 264   |
| ILLINOIS EASTERN     | 9                                   | 28                | 5   | 6                 | 4         | 52    |
| ILLINOIS SOUTHERN    | 9                                   | 24                | 10  | 6                 | 18        | 67    |
| INDIANA NORTHERN     | 8                                   | 19                | 16  | 20                | 10        | 73    |
| INDIANA SOUTHERN     | 7                                   | 8                 | 14  | 12                | 9         | 50    |
| IOWA NORTHERN        | 2                                   | 14                | 1   | 5                 | 2         | 24    |
| IOWA SOUTHERN        | 12                                  | 1                 | 6   | 6                 | 3         | 28    |
| KANSAS               | 15                                  | 37                | 34  | 23                | 9         | 118   |
| KENTUCKY EASTERN     | 17                                  | 33                |   | 6                 | 15        | 71    |
| KENTUCKY WESTERN     | 8                                   | 4                 | 2   | 14                | 7         | 35    |
| LOUISIANA EASTERN    | 27                                  | 88                | 19  | 9                 | 16        | 159   |
| LOUISIANA WESTERN    | 27                                  | 39                | 5   | 5                 | 11        | 87    |
| MAINE                | 7                                   | 3                 | 5   | 8                 | 2         | 25    |
| MARYLAND             | 65                                  | 59                | 21  | 12                | 23        | 180   |
| MASSACHUSETTS        | 30                                  | 54                | 9   | 19                | 15        | 127   |
| MICHIGAN EASTERN     | 33                                  | 109               | 101                                       | 44                | 18        | 305   |
| MICHIGAN WESTERN     | 3                                   | 5                 | 5   | 7                 | 5         | 25    |
| MINNESOTA            | 12                                  | 25                | 17  | 5                 | 13        | 72    |
| MISSISSIPPI N        | 4                                   | 5                 |   | 10                | 3         | 22    |
| MISSISSIPPI S        | 5                                   | 6                 | 1   | 9                 | 3         | 24    |
| MISSOURI EASTERN     | 4                                   | 14                | 7   | 7                 | 17        | 49    |
| MISSOURI WESTERN     | 6                                   | 25                | 13  | 2                 | 7         | 53    |
| MONTANA              | 1                                   | 6                 | 1   | 4                 | 1         | 13    |
| NEBRASKA             | 12                                  | 17                | 10  | 3                 | 20        | 62    |
| NEVADA               | 3                                   | 16                | 2   | 7                 | 8         | 36    |
| NEW HAMPSHIRE        | 2                                   | 6                 |   | 5                 | 5         | 18    |
| NEW JERSEY           | 48                                  | 168               | 64  | 34                | 23        | 337   |
| NEW MEXICO           | 10                                  | 24                | 6   | 6                 | 6         | 46    |
| NEW YORK NORTHERN    | 22                                  | 29                | 13  | 10                | 14        | 88    |
| NEW YORK EASTERN     | 44                                  | 99                | 56  | 43                | 31        | 273   |
| NEW YORK SOUTHERN    | 175                                 | 380               | 88  | 128               | 84        | 855   |
| NEW YORK WESTERN     | 8                                   | 43                | 20  | 11                | 2         | 84    |
| N CAROLINA EASTERN   |                                     | 255               | 1   | 8                 | 5         | 269   |
| N CAROLINA MIDDLE    | 12                                  | 4                 | 5   | 13                | 7         | 41    |
| N CAROLINA WESTERN   | 40                                  | 5                 | 14  | 29                | 15        | 103   |
| NORTH DAKOTA         | 4                                   | 1                 | 3   | 6                 | 2         | 16    |
| OHIO NORTHERN        | 18                                  | 37                | 24  | 18                | 14        | 111   |
| OHIO SOUTHERN        | 17                                  | 32                | 22  | 2                 | 5         | 78    |
| OKLAHOMA NORTHERN    | 1                                   | 7                 | 2   | 4                 | 14        | 26    |
| OKLAHOMA EASTERN     |                                     | 8                 | 5   | 5                 | 5         | 23    |
| OKLAHOMA WESTERN     | 9                                   | 16                | 10  | 14                | 7         | 56    |
| OREGON               | 14                                  | 13                | 19  | 14                | 3         | 63    |
| PENNSYLVANIA EASTERN | 25                                  | 51                | 67  | 19                | 28        | 190   |
| PENNSYLVANIA MIDDLE  | 15                                  | 23                | 11  | 11                | 13        | 73    |
| PENNSYLVANIA WESTERN | 40                                  | 14                | 36  | 17                | 20        | 127   |
| PUERTO RICO          | 15                                  | 33                | 7   | 10                | 2         | 67    |
| RHODE ISLAND         | 10                                  | 55                | 2   | 1                 | 1         | 68    |
| S CAROLINA EASTERN   | 27                                  | 22                | 3   | 11                | 12        | 75    |
| S CAROLINA WESTERN   | 13                                  |                   | 3   | 8                 | 10        | 34    |
| SOUTH DAKOTA         | 7                                   | 2                 | 5   | 7                 | 4         | 25    |
| TENNESSEE EASTERN    | 11                                  | 19                | 38  | 5                 | 17        | 90    |
| TENNESSEE MIDDLE     | 35                                  | 35                | 7   | 6                 | 18        | 101   |
| TENNESSEE WESTERN    | 3                                   | 13                | 2   | 22                | 3         | 43    |
| TEXAS NORTHERN       | 120                                 | 15                | 2   | 17                | 26        | 180   |
| TEXAS EASTERN        | 39                                  | 4                 | 1   | 1                 | 2         | 47    |
| TEXAS SOUTHERN       | 23                                  | 32                | 16  | 46                | 14        | 131   |
| TEXAS WESTERN        | 82                                  | 40                | 26  | 28                | 9         | 185   |
| UTAH                 | 3                                   | 5                 | 4   | 8                 | 11        | 31    |
| VERMONT              | 1                                   | 2                 | 1   | 15                | 7         | 26    |
| VIRGINIA EASTERN     | 34                                  | 28                | 19  | 19                | 24        | 124   |
| VIRGINIA WESTERN     | 15                                  | 5                 |   | 2                 | 1         | 23    |
| WASHINGTON EASTERN   | 2                                   | 2                 | 4   | 2                 | 2         | 12    |
| WASHINGTON WESTERN   | 29                                  | 12                | 4   | 17                | 25        | 87    |
| WEST VIRGINIA N      |                                     |                   | 3   | 13                | 3         | 19    |
| WEST VIRGINIA S      | 12                                  | 12                | 36  | 7                 | 12        | 79    |
| WISCONSIN EASTERN    | 12                                  | 21                | 22  | 1                 | 14        | 70    |
| WISCONSIN WESTERN    |                                     | 1                 |   | 1                 | 1         | 3     |
| WYOMING              |                                     | 1                 |   |                   | 1         | 2     |
| CANAL ZONE           | 6                                   | 1                 |   | 12                | 10        | 29    |
| GUAM                 | 1                                   |                   |   |                   |           | 1     |
| VIRGIN ISLANDS       | 13                                  | 8                 |   | 1                 | 1         | 23    |
| TOTALS               | 1,809                               | 3,278             | 1,385                                     | 1,558             | 1,318     | 9,348 |

TABLE 17.  
CRIMINAL COMPLAINTS PENDING IN UNITED STATES ATTORNEYS OFFICES AS OF JUNE 30, 1962 BY STATUS

| JUDICIAL DISTRICTS   | AWAITING COMPLETION OF INVESTIGATION OR REPORT FROM AGENCY | PROSECUTION UNDER CONSIDERATION | AWAITING GRAND JURY PROCEEDINGS FILING OF INFORMATION ETC. | FUGITIVES | ALL OTHER | TOTAL  |
|----------------------|--|---------------------------------|--|-----------|-----------|--------|
| ALABAMA NORTHERN     | 19   | 10                              | 113  | 41        | 22        | 205    |
| ALABAMA MIDDLE       | 29   | 3                               | 11   | 36        | 14        | 91     |
| ALABAMA SOUTHERN     | 2  | 2                               | 40   | 21        | 16        | 81     |
| ALASKA               | 3  | 5                               | 2  | 1         | 4         | 15     |
| ARIZONA              | 41   |                                 | 20   | 87        | 5         | 153    |
| ARKANSAS EASTERN     |  | 1                               | 34   | 33        | 1         | 69     |
| ARKANSAS WESTERN     | 11   |                                 | 19   | 19        | 92        | 141    |
| CALIFORNIA NORTHERN  |  | 50                              | 28   | 63        | 24        | 165    |
| CALIFORNIA SOUTHERN  | 122  | 66                              | 81   | 46        | 168       | 483    |
| COLORADO             | 1  | 17                              | 22   | 28        | 13        | 81     |
| CONNECTICUT          | 14   | 5                               | 20   | 33        | 13        | 85     |
| DELAWARE             | 11   | 5                               | 3  | 18        | 2         | 39     |
| DIST OF COLUMBIA     | 93   | 8                               | 89   | 4         | 8         | 202    |
| FLORIDA NORTHERN     | 8  | 19                              | 25   | 5         | 20        | 77     |
| FLORIDA SOUTHERN     | 256  | 226                             | 73   | 168       | 37        | 760    |
| GEORGIA NORTHERN     | 52   | 56                              | 45   | 68        | 27        | 248    |
| GEORGIA MIDDLE       | 6  | 9                               | 114  | 17        | 55        | 201    |
| GEORGIA SOUTHERN     | 23   | 13                              | 36   | 42        | 54        | 168    |
| HAWAII               | 1  | 6                               | 1  |           | 9         | 17     |
| IDAHO                | 9  | 2                               | 7  | 22        | 6         | 46     |
| ILLINOIS NORTHERN    | 59   | 28                              | 3  | 28        | 508       | 626    |
| ILLINOIS EASTERN     | 1  |                                 | 6  | 2         | 3         | 12     |
| ILLINOIS SOUTHERN    | 12   | 26                              | 13   | 9         | 19        | 79     |
| INDIANA NORTHERN     | 5  | 5                               | 6  | 8         | 5         | 29     |
| INDIANA SOUTHERN     | 1  | 3                               | 19   | 21        | 18        | 62     |
| IOWA NORTHERN        | 3  | 4                               | 7  | 8         | 6         | 28     |
| IOWA SOUTHERN        | 5  | 4                               | 11   | 8         | 2         | 30     |
| KANSAS               | 4  | 13                              | 60   | 38        | 1         | 116    |
| KENTUCKY EASTERN     | 4  | 5                               | 66   | 12        | 24        | 111    |
| KENTUCKY WESTERN     |  |                                 | 65   | 49        |           | 114    |
| LOUISIANA EASTERN    | 16   | 16                              | 86   | 35        | 18        | 171    |
| LOUISIANA WESTERN    | 76   | 31                              | 51   | 27        | 29        | 214    |
| MAINE                | 16   | 1                               | 1  | 8         | 4         | 30     |
| MARYLAND             | 28   | 33                              | 29   | 44        | 18        | 152    |
| MASSACHUSETTS        | 134  | 76                              | 35   | 79        | 19        | 343    |
| MICHIGAN EASTERN     | 109  | 54                              | 151  | 42        | 62        | 418    |
| MICHIGAN WESTERN     | 3  | 14                              | 10   | 24        | 10        | 61     |
| MINNESOTA            | 1  | 40                              | 1  | 7         | 24        | 73     |
| MISSISSIPPI N        | 3  | 11                              | 51   | 22        | 18        | 105    |
| MISSISSIPPI S        | 17   | 6                               | 26   | 6         | 20        | 75     |
| MISSOURI EASTERN     | 23   | 13                              | 10   | 24        | 16        | 86     |
| MISSOURI WESTERN     | 30   | 36                              | 9  | 21        | 87        | 183    |
| MONTANA              | 4  | 3                               | 20   | 25        | 4         | 56     |
| NEBRASKA             | 2  | 7                               | 20   | 3         | 7         | 39     |
| NEVADA               | 4  | 2                               | 12   | 8         | 31        | 57     |
| NEW HAMPSHIRE        |  | 11                              | 7  | 3         |           | 21     |
| NEW JERSEY           | 171  | 106                             | 75   | 99        | 10        | 461    |
| NEW MEXICO           | 10   | 13                              | 40   | 27        | 9         | 99     |
| NEW YORK NORTHERN    | 18   | 24                              | 1  | 15        | 15        | 73     |
| NEW YORK EASTERN     | 240  | 59                              | 148  | 18        | 66        | 531    |
| NEW YORK SOUTHERN    | 2  | 87                              | 152  | 90        | 81        | 412    |
| NEW YORK WESTERN     | 3  | 63                              | 34   | 32        | 18        | 150    |
| N CAROLINA EASTERN   | 3  | 1                               | 121  | 12        | 8         | 145    |
| N CAROLINA MIDDLE    |  | 3                               | 73   | 19        |           | 95     |
| N CAROLINA WESTERN   | 18   | 21                              | 33   | 44        | 10        | 126    |
| NORTH DAKOTA         | 8  | 5                               | 29   | 14        | 1         | 57     |
| OHIO NORTHERN        | 14   | 26                              | 58   | 67        | 28        | 193    |
| OHIO SOUTHERN        | 3  | 1                               | 55   | 48        | 32        | 139    |
| OKLAHOMA NORTHERN    |  |                                 | 10   | 10        |           | 20     |
| OKLAHOMA EASTERN     | 1  | 2                               | 42   | 12        | 4         | 61     |
| OKLAHOMA WESTERN     | 6  | 7                               | 5  | 16        | 4         | 38     |
| OREGON               | 16   | 31                              | 12   | 44        | 41        | 144    |
| PENNSYLVANIA EASTERN | 114  | 30                              | 23   | 36        | 69        | 272    |
| PENNSYLVANIA MIDDLE  |  | 4                               | 14   | 25        | 2         | 45     |
| PENNSYLVANIA WESTERN | 46   | 25                              | 47   | 40        | 14        | 172    |
| PUERTO RICO          | 14   | 3                               | 13   | 4         | 15        | 49     |
| RHODE ISLAND         | 23   |                                 | 3  | 5         | 3         | 34     |
| S CAROLINA EASTERN   | 47   | 21                              | 48   | 78        | 33        | 227    |
| S CAROLINA WESTERN   | 5  | 4                               | 26   | 18        | 11        | 64     |
| SOUTH DAKOTA         | 1  | 1                               | 16   | 6         | 3         | 27     |
| TENNESSEE EASTERN    | 28   | 15                              | 88   | 14        | 39        | 184    |
| TENNESSEE MIDDLE     | 16   | 19                              | 103  | 8         | 10        | 156    |
| TENNESSEE WESTERN    | 12   | 8                               | 22   | 16        | 1         | 59     |
| TEXAS NORTHERN       | 19   | 29                              | 91   | 59        | 28        | 226    |
| TEXAS EASTERN        | 15   | 5                               | 16   | 11        | 11        | 58     |
| TEXAS SOUTHERN       | 84   | 19                              | 35   | 56        | 14        | 208    |
| TEXAS WESTERN        | 10   | 10                              | 52   | 34        | 10        | 116    |
| UTAH                 | 1  |                                 | 5  | 18        | 10        | 34     |
| VERMONT              | 2  |                                 |  | 1         |           | 3      |
| VIRGINIA EASTERN     | 102  | 4                               | 38   | 29        | 40        | 213    |
| VIRGINIA WESTERN     | 2  | 13                              | 37   | 40        |           | 92     |
| WASHINGTON EASTERN   | 4  | 5                               |  | 28        |           | 37     |
| WASHINGTON WESTERN   | 20   | 47                              | 6  | 9         | 17        | 99     |
| WEST VIRGINIA N      | 11   | 18                              | 2  | 9         | 3         | 43     |
| WEST VIRGINIA S      | 2  | 8                               | 16   | 3         | 26        | 55     |
| WISCONSIN EASTERN    |  | 7                               | 5  | 8         | 23        | 43     |
| WISCONSIN WESTERN    | 22   | 3                               |  | 4         | 6         | 35     |
| WYOMING              |  | 1                               | 1  | 6         | 3         | 11     |
| CANAL ZONE           | 10   |                                 |  |           | 21        | 31     |
| GUAM                 | 2  |                                 |  |           |           | 2      |
| VIRGIN ISLANDS       |  | 1                               |  | 1         |           | 2      |
| TOTALS               | 2,386  | 1,694                           | 3,153  | 2,444     | 2,282     | 11,959 |

TABLE 18.  
CIVIL SUITS PENDING IN UNITED STATES ATTORNEYS OFFICES AS OF JUNE 30, 1962 \*  
AGED BY DATE RECEIVED

| JUDICIAL DISTRICTS   | LESS THAN  | SIX MONTHS  | ONE TO    | TWO TO      | THREE TO   | FOUR TO    | FIVE OR    | TOTAL  |
|----------------------|------------|-------------|-----------|-------------|------------|------------|------------|--------|
|                      | SIX MONTHS | TO ONE YEAR | TWO YEARS | THREE YEARS | FOUR YEARS | FIVE YEARS | MORE YEARS |        |
| ALABAMA NORTHERN     | 58         | 18          | 19        | 2           | 4          | 1          | 1          | 103    |
| ALABAMA MIDDLE       | 15         | 9           | 8         | 4           |            | 1          |            | 37     |
| ALABAMA SOUTHERN     | 27         | 21          | 27        | 5           | 1          | 3          | 1          | 85     |
| ALASKA               | 24         | 16          | 19        | 13          | 5          | 2          | 5          | 84     |
| ARIZONA              | 110        | 62          | 59        | 23          | 13         | 4          | 3          | 274    |
| ARKANSAS EASTERN     | 49         | 13          | 8         | 4           | 3          | 6          | 5          | 88     |
| ARKANSAS WESTERN     | 12         | 6           | 3         | 1           | 1          |            |            | 23     |
| CALIFORNIA NORTHERN  | 114        | 103         | 146       | 72          | 42         | 33         | 31         | 541    |
| CALIFORNIA SOUTHERN  | 317        | 176         | 143       | 101         | 39         | 14         | 35         | 825    |
| COLORADO             | 54         | 33          | 28        | 18          | 3          | 1          | 6          | 143    |
| CONNECTICUT          | 108        | 86          | 121       | 74          | 41         | 8          | 21         | 459    |
| DELAWARE             | 9          | 10          | 10        | 16          | 9          | 3          | 15         | 72     |
| DIST OF COLUMBIA     | 129        | 67          | 46        | 33          | 7          | 4          | 8          | 294    |
| FLORIDA NORTHERN     | 40         | 30          | 27        | 9           | 2          | 1          | 1          | 110    |
| FLORIDA SOUTHERN     | 385        | 269         | 370       | 79          | 33         | 13         | 15         | 1,164  |
| GEORGIA NORTHERN     | 48         | 26          | 39        | 4           | 1          | 2          | 2          | 122    |
| GEORGIA MIDDLE       | 40         | 29          | 26        | 10          | 4          | 3          | 2          | 114    |
| GEORGIA SOUTHERN     | 29         | 18          | 21        | 3           | 8          | 2          | 1          | 82     |
| HAWAII               | 13         | 10          | 15        | 7           | 2          | 2          | 1          | 50     |
| IDAHO                | 16         | 28          | 21        | 6           | 2          | 1          |            | 74     |
| ILLINOIS NORTHERN    | 364        | 261         | 203       | 59          | 24         | 13         | 19         | 943    |
| ILLINOIS EASTERN     | 46         | 27          | 26        | 12          | 6          | 2          | 4          | 123    |
| ILLINOIS SOUTHERN    | 56         | 35          | 36        | 10          | 7          | 7          | 6          | 157    |
| INDIANA NORTHERN     | 56         | 36          | 36        | 15          | 11         | 1          | 3          | 158    |
| INDIANA SOUTHERN     | 82         | 40          | 53        | 16          | 1          | 4          | 4          | 200    |
| IOWA NORTHERN        | 35         | 17          | 9         | 3           | 2          |            |            | 66     |
| IOWA SOUTHERN        | 47         | 22          | 15        | 6           | 3          | 3          | 1          | 97     |
| KANSAS               | 154        | 74          | 104       | 13          | 3          | 4          | 1          | 353    |
| KENTUCKY EASTERN     | 54         | 41          | 26        | 11          | 2          | 4          |            | 138    |
| KENTUCKY WESTERN     | 72         | 30          | 46        | 6           | 9          | 4          | 4          | 171    |
| LOUISIANA EASTERN    | 41         | 42          | 66        | 34          | 18         | 24         | 21         | 246    |
| LOUISIANA WESTERN    | 49         | 22          | 27        | 2           | 5          | 5          |            | 110    |
| MAINE                | 13         | 1           | 8         | 1           | 2          |            |            | 25     |
| MARYLAND             | 71         | 55          | 46        | 41          | 24         | 3          | 10         | 250    |
| MASSACHUSETTS        | 104        | 149         | 187       | 67          | 43         | 24         | 29         | 603    |
| MICHIGAN EASTERN     | 108        | 97          | 111       | 44          | 23         | 2          | 8          | 393    |
| MICHIGAN WESTERN     | 17         | 22          | 32        | 15          | 5          | 1          | 4          | 96     |
| MINNESOTA            | 95         | 69          | 78        | 28          | 6          | 6          | 14         | 296    |
| MISSISSIPPI N        | 12         | 12          | 7         | 1           |            |            | 3          | 35     |
| MISSISSIPPI S        | 50         | 27          | 32        | 16          | 12         | 3          | 3          | 143    |
| MISSOURI EASTERN     | 47         | 22          | 18        | 17          | 3          | 3          | 5          | 115    |
| MISSOURI WESTERN     | 50         | 28          | 44        | 14          | 6          | 3          | 4          | 149    |
| MONTANA              | 28         | 14          | 23        | 4           | 4          |            | 2          | 75     |
| NEBRASKA             | 59         | 20          | 26        | 14          | 2          | 1          | 1          | 123    |
| NEVADA               | 10         | 14          | 11        | 18          | 3          | 4          | 2          | 62     |
| NEW HAMPSHIRE        | 13         | 7           | 9         | 7           | 4          | 3          | 4          | 47     |
| NEW JERSEY           | 260        | 124         | 130       | 48          | 20         | 5          | 7          | 594    |
| NEW MEXICO           | 39         | 22          | 27        | 13          | 3          | 1          | 3          | 108    |
| NEW YORK NORTHERN    | 89         | 67          | 78        | 50          | 39         | 16         | 13         | 352    |
| NEW YORK EASTERN     | 360        | 250         | 223       | 111         | 54         | 54         | 79         | 1,131  |
| NEW YORK SOUTHERN    | 275        | 212         | 221       | 90          | 56         | 18         | 22         | 894    |
| NEW YORK WESTERN     | 118        | 77          | 82        | 33          | 22         | 11         | 7          | 350    |
| N CAROLINA EASTERN   | 25         | 11          | 45        | 25          | 27         | 30         | 27         | 190    |
| N CAROLINA MIDDLE    | 43         | 4           | 7         | 3           | 2          | 2          |            | 61     |
| N CAROLINA WESTERN   | 33         | 10          | 20        | 3           | 1          | 1          |            | 68     |
| NORTH DAKOTA         | 18         | 13          | 14        | 2           | 2          |            |            | 49     |
| OHIO NORTHERN        | 391        | 212         | 255       | 113         | 46         | 25         | 13         | 1,055  |
| OHIO SOUTHERN        | 151        | 92          | 93        | 55          | 24         | 7          | 6          | 428    |
| OKLAHOMA NORTHERN    | 34         | 11          | 12        | 3           | 1          |            |            | 61     |
| OKLAHOMA EASTERN     | 18         | 7           | 10        | 1           | 2          |            | 1          | 39     |
| OKLAHOMA WESTERN     | 55         | 61          | 36        | 12          | 7          | 2          |            | 173    |
| OREGON               | 98         | 76          | 72        | 43          | 16         | 18         | 10         | 333    |
| PENNSYLVANIA EASTERN | 87         | 117         | 159       | 65          | 36         | 15         | 21         | 500    |
| PENNSYLVANIA MIDDLE  | 27         | 13          | 17        | 6           | 5          | 1          | 1          | 70     |
| PENNSYLVANIA WESTERN | 76         | 28          | 28        | 15          | 9          |            | 2          | 158    |
| PUERTO RICO          | 14         | 16          | 12        | 8           | 1          |            |            | 51     |
| RHODE ISLAND         | 19         | 18          | 12        | 9           | 2          | 1          | 1          | 62     |
| S CAROLINA EASTERN   | 51         | 37          | 51        | 29          | 9          | 12         | 9          | 198    |
| S CAROLINA WESTERN   | 35         | 19          | 18        | 8           | 1          | 5          | 2          | 88     |
| SOUTH DAKOTA         | 21         | 19          | 13        | 2           |            | 1          | 1          | 57     |
| TENNESSEE EASTERN    | 39         | 23          | 24        | 14          | 4          | 1          | 1          | 106    |
| TENNESSEE MIDDLE     | 27         | 25          | 60        | 40          | 15         | 9          | 15         | 191    |
| TENNESSEE WESTERN    | 3          | 15          | 5         | 3           | 1          |            |            | 27     |
| TEXAS NORTHERN       | 89         | 86          | 66        | 26          | 16         | 6          | 7          | 296    |
| TEXAS EASTERN        | 21         | 15          | 11        | 7           | 3          | 2          | 1          | 60     |
| TEXAS SOUTHERN       | 81         | 96          | 112       | 47          | 22         | 12         | 7          | 377    |
| TEXAS WESTERN        | 63         | 43          | 29        | 19          | 4          | 2          | 8          | 168    |
| UTAH                 | 43         | 14          | 7         | 4           | 1          | 2          | 1          | 72     |
| VERMONT              | 20         | 17          | 15        | 7           | 1          |            |            | 60     |
| VIRGINIA EASTERN     | 143        | 126         | 43        | 20          | 10         | 3          | 5          | 350    |
| VIRGINIA WESTERN     | 36         | 18          | 10        | 7           | 1          | 1          | 1          | 74     |
| WASHINGTON EASTERN   | 44         | 25          | 12        | 7           | 3          |            | 1          | 92     |
| WASHINGTON WESTERN   | 108        | 50          | 50        | 13          | 6          | 1          | 4          | 232    |
| WEST VIRGINIA N      | 13         | 9           | 6         | 4           |            |            |            | 32     |
| WEST VIRGINIA S      | 42         | 51          | 29        | 18          | 4          | 1          | 1          | 146    |
| WISCONSIN EASTERN    | 130        | 78          | 130       | 39          | 21         | 6          | 5          | 409    |
| WISCONSIN WESTERN    | 29         | 19          | 19        | 6           | 1          |            |            | 74     |
| WYOMING              | 9          | 4           | 4         |             |            | 1          |            | 18     |
| CANAL ZONE           | 2          |             |           |             |            |            |            | 2      |
| GUAM                 | 1          |             |           |             |            |            |            | 1      |
| VIRGIN ISLANDS       | 41         | 10          | 11        | 6           | 4          |            | 1          | 73     |
| TOTALS               | 6,651      | 4,454       | 4,713     | 1,992       | 950        | 500        | 588        | 19,848 |

\* EXCLUDES LAND ACQUISITION CASES.

TABLE 19.  
CIVIL MATTERS PENDING IN UNITED STATES ATTORNEYS OFFICES AS OF JUNE 30, 1962  
AGED BY DATE RECEIVED

| JUDICIAL DISTRICTS   | LESS THAN<br>SIX MONTHS | SIX MONTHS<br>TO ONE YEAR | ONE TO<br>TWO YEARS | TWO TO<br>THREE YEARS | THREE TO<br>FOUR YEARS | FOUR TO<br>FIVE YEARS | FIVE OR<br>MORE YEARS | TOTAL  |
|----------------------|-------------------------|---------------------------|---------------------|-----------------------|------------------------|-----------------------|-----------------------|--------|
| ALABAMA NORTHERN     | 41                      | 26                        | 30                  | 12                    | 6                      | 2                     | 6                     | 123    |
| ALABAMA MIDDLE       | 18                      | 3                         | 9                   | 3                     | 5                      |                       | 2                     | 40     |
| ALABAMA SOUTHERN     | 35                      | 9                         | 13                  | 2                     |                        |                       | 1                     | 60     |
| ALASKA               | 21                      | 6                         | 6                   | 12                    | 4                      | 2                     | 4                     | 55     |
| ARIZONA              | 53                      | 40                        | 31                  | 11                    | 8                      | 5                     | 5                     | 153    |
| ARKANSAS EASTERN     | 27                      | 12                        | 12                  | 3                     | 1                      |                       | 2                     | 57     |
| ARKANSAS WESTERN     | 8                       | 10                        | 8                   | 2                     | 3                      | 2                     | 3                     | 36     |
| CALIFORNIA NORTHERN  | 153                     | 96                        | 108                 | 51                    | 39                     | 26                    | 33                    | 506    |
| CALIFORNIA SOUTHERN  | 334                     | 175                       | 162                 | 73                    | 39                     | 29                    | 77                    | 889    |
| COLORADO             | 65                      | 16                        | 27                  | 20                    | 9                      | 2                     | 10                    | 149    |
| CONNECTICUT          | 61                      | 34                        | 50                  | 21                    | 17                     | 13                    | 18                    | 214    |
| DELAWARE             | 16                      | 13                        | 16                  | 15                    | 5                      | 4                     | 1                     | 70     |
| DIST OF COLUMBIA     | 27                      | 11                        | 15                  | 10                    | 2                      |                       | 3                     | 68     |
| FLORIDA NORTHERN     | 22                      | 6                         | 6                   | 6                     |                        |                       | 1                     | 41     |
| FLORIDA SOUTHERN     | 248                     | 147                       | 164                 | 54                    | 40                     | 20                    | 34                    | 707    |
| GEORGIA NORTHERN     | 52                      | 24                        | 23                  | 12                    | 3                      | 6                     | 7                     | 127    |
| GEORGIA MIDDLE       | 35                      | 15                        | 14                  | 5                     | 6                      | 4                     | 3                     | 82     |
| GEORGIA SOUTHERN     | 28                      | 8                         | 14                  | 9                     | 2                      | 3                     | 2                     | 66     |
| HAWAII               | 4                       | 2                         | 7                   | 4                     |                        |                       |                       | 17     |
| IDAHO                | 29                      | 23                        | 18                  | 8                     | 10                     | 3                     | 5                     | 96     |
| ILLINOIS NORTHERN    | 117                     | 21                        | 17                  | 7                     |                        | 2                     | 3                     | 167    |
| ILLINOIS EASTERN     | 25                      | 23                        | 15                  | 7                     | 6                      | 3                     | 6                     | 85     |
| ILLINOIS SOUTHERN    | 50                      | 29                        | 29                  | 10                    | 10                     | 2                     | 3                     | 133    |
| INDIANA NORTHERN     | 36                      | 17                        | 19                  | 12                    | 3                      | 2                     | 8                     | 97     |
| INDIANA SOUTHERN     | 58                      | 24                        | 24                  | 8                     | 5                      | 4                     | 10                    | 133    |
| IOWA NORTHERN        | 15                      | 6                         | 11                  | 4                     | 1                      |                       | 3                     | 40     |
| IOWA SOUTHERN        | 48                      | 26                        | 44                  | 14                    | 9                      | 6                     | 3                     | 150    |
| KANSAS               | 144                     | 109                       | 142                 | 79                    | 6                      | 9                     | 6                     | 495    |
| KENTUCKY EASTERN     | 23                      | 14                        | 10                  | 4                     | 1                      |                       |                       | 52     |
| KENTUCKY WESTERN     | 78                      | 36                        | 29                  | 9                     | 5                      | 1                     | 2                     | 160    |
| LOUISIANA EASTERN    | 53                      | 25                        | 38                  | 10                    | 2                      | 4                     | 4                     | 136    |
| LOUISIANA WESTERN    | 37                      | 9                         | 3                   | 4                     | 3                      | 1                     | 3                     | 60     |
| MAINE                | 31                      | 14                        | 16                  | 9                     | 6                      | 1                     | 5                     | 82     |
| MARYLAND             | 106                     | 48                        | 34                  | 19                    | 6                      | 5                     | 8                     | 226    |
| MASSACHUSETTS        | 160                     | 115                       | 117                 | 37                    | 15                     | 15                    | 16                    | 475    |
| MICHIGAN EASTERN     | 396                     | 237                       | 206                 | 80                    | 21                     | 14                    | 23                    | 977    |
| MICHIGAN WESTERN     | 63                      | 39                        | 56                  | 25                    | 7                      | 5                     | 16                    | 211    |
| MINNESOTA            | 161                     | 171                       | 239                 | 68                    | 39                     | 25                    | 63                    | 766    |
| MISSISSIPPI N        | 16                      | 7                         | 9                   | 3                     | 4                      |                       | 2                     | 41     |
| MISSISSIPPI S        | 37                      | 20                        | 7                   | 5                     | 1                      | 2                     | 2                     | 74     |
| MISSOURI EASTERN     | 88                      | 40                        | 40                  | 12                    | 11                     | 4                     | 13                    | 208    |
| MISSOURI WESTERN     | 101                     | 43                        | 66                  | 25                    | 15                     | 7                     | 20                    | 277    |
| MONTANA              | 21                      | 8                         | 9                   | 6                     | 4                      | 1                     |                       | 49     |
| NEBRASKA             | 34                      | 13                        | 8                   | 10                    | 6                      |                       | 6                     | 77     |
| NEVADA               | 8                       | 6                         | 9                   | 2                     | 1                      | 1                     | 2                     | 29     |
| NEW HAMPSHIRE        | 17                      | 11                        | 25                  | 10                    | 3                      | 3                     | 10                    | 79     |
| NEW JERSEY           | 107                     | 49                        | 31                  | 12                    | 11                     | 7                     | 10                    | 227    |
| NEW MEXICO           | 34                      | 16                        | 19                  | 7                     | 8                      | 2                     | 3                     | 89     |
| NEW YORK NORTHERN    | 110                     | 61                        | 45                  | 20                    | 15                     | 12                    | 6                     | 269    |
| NEW YORK EASTERN     | 344                     | 79                        | 81                  | 34                    | 27                     | 18                    | 23                    | 606    |
| NEW YORK SOUTHERN    | 193                     | 68                        | 45                  | 22                    | 9                      | 7                     | 10                    | 354    |
| NEW YORK WESTERN     | 74                      | 22                        | 23                  | 17                    | 4                      |                       | 8                     | 148    |
| N CAROLINA EASTERN   | 23                      | 11                        | 14                  | 1                     | 5                      | 2                     | 8                     | 64     |
| N CAROLINA MIDDLE    | 35                      | 8                         | 9                   | 5                     | 2                      | 5                     | 4                     | 68     |
| N CAROLINA WESTERN   | 19                      | 10                        | 8                   | 4                     | 1                      |                       | 3                     | 45     |
| NORTH DAKOTA         | 14                      | 10                        | 9                   | 7                     | 6                      | 3                     |                       | 49     |
| OHIO NORTHERN        | 174                     | 114                       | 93                  | 42                    | 18                     | 14                    | 24                    | 479    |
| OHIO SOUTHERN        | 95                      | 32                        | 40                  | 18                    | 3                      | 5                     | 1                     | 194    |
| OKLAHOMA NORTHERN    | 21                      | 5                         | 8                   | 8                     | 2                      | 3                     | 3                     | 50     |
| OKLAHOMA EASTERN     | 17                      | 8                         | 7                   | 4                     | 1                      | 1                     |                       | 38     |
| OKLAHOMA WESTERN     | 26                      | 18                        | 14                  | 8                     | 1                      | 2                     |                       | 69     |
| OREGON               | 77                      | 49                        | 45                  | 32                    | 7                      | 4                     | 12                    | 226    |
| PENNSYLVANIA EASTERN | 88                      | 178                       | 65                  | 50                    | 21                     | 11                    | 3                     | 416    |
| PENNSYLVANIA MIDDLE  | 12                      | 8                         | 1                   | 3                     | 1                      |                       |                       | 25     |
| PENNSYLVANIA WESTERN | 58                      | 27                        | 17                  | 8                     | 3                      |                       | 3                     | 116    |
| PUERTO RICO          | 3                       | 2                         | 3                   | 6                     | 5                      |                       | 6                     | 25     |
| RHODE ISLAND         | 11                      |                           |                     |                       |                        |                       |                       | 11     |
| S CAROLINA EASTERN   | 33                      | 18                        | 24                  | 16                    | 2                      | 15                    | 7                     | 115    |
| S CAROLINA WESTERN   | 27                      | 21                        | 37                  | 4                     | 4                      | 3                     | 2                     | 98     |
| SOUTH DAKOTA         | 21                      | 8                         | 17                  | 7                     | 1                      | 4                     | 3                     | 61     |
| TENNESSEE EASTERN    | 44                      | 33                        | 31                  | 8                     | 3                      | 1                     | 2                     | 122    |
| TENNESSEE MIDDLE     | 30                      | 15                        | 23                  | 13                    | 5                      | 5                     | 9                     | 100    |
| TENNESSEE WESTERN    | 26                      | 16                        | 23                  | 12                    | 1                      | 6                     | 3                     | 87     |
| TEXAS NORTHERN       | 112                     | 52                        | 35                  | 20                    | 12                     | 5                     | 9                     | 245    |
| TEXAS EASTERN        | 46                      | 24                        | 20                  | 15                    | 12                     | 11                    | 9                     | 137    |
| TEXAS SOUTHERN       | 146                     | 41                        | 45                  | 15                    | 16                     | 14                    | 8                     | 285    |
| TEXAS WESTERN        | 47                      | 28                        | 21                  | 6                     | 5                      | 6                     | 6                     | 119    |
| UTAH                 | 62                      | 24                        | 14                  | 5                     | 11                     | 3                     | 9                     | 128    |
| VERMONT              | 5                       | 4                         | 4                   | 3                     | 2                      |                       | 1                     | 19     |
| VIRGINIA EASTERN     | 46                      | 23                        | 23                  | 7                     | 8                      | 2                     | 3                     | 112    |
| VIRGINIA WESTERN     | 20                      | 9                         | 17                  | 9                     | 3                      | 6                     | 5                     | 69     |
| WASHINGTON EASTERN   | 26                      | 9                         | 24                  | 6                     | 4                      |                       | 4                     | 73     |
| WASHINGTON WESTERN   | 78                      | 46                        | 52                  | 11                    | 3                      | 1                     | 7                     | 198    |
| WEST VIRGINIA N      | 17                      | 13                        | 3                   | 4                     | 2                      |                       | 1                     | 40     |
| WEST VIRGINIA S      | 10                      | 12                        | 4                   | 2                     | 1                      |                       | 1                     | 30     |
| WISCONSIN EASTERN    | 38                      | 14                        | 23                  | 7                     | 5                      | 2                     | 3                     | 92     |
| WISCONSIN WESTERN    | 27                      | 12                        | 11                  | 7                     | 4                      | 2                     | 10                    | 73     |
| WYOMING              | 9                       |                           | 2                   | 3                     | 1                      |                       |                       | 15     |
| CANAL ZONE           | 10                      | 2                         |                     |                       |                        |                       |                       | 12     |
| GUAM                 |                         | 1                         | 2                   |                       |                        |                       |                       | 3      |
| VIRGIN ISLANDS       | 5                       | 1                         |                     |                       |                        |                       |                       | 6      |
| TOTALS               | 5,620                   | 2,988                     | 2,987               | 1,300                 | 644                    | 420                   | 683                   | 14,642 |

TABLE 20.  
CIVIL SUITS PENDING IN UNITED STATES ATTORNEYS OFFICES AS OF JUNE 30, 1962 BY STATUS \*

| JUDICIAL DISTRICTS   | INSTALLMENT<br>PAYMENTS<br>BEING MADE | AT ISSUE<br>OR<br>AWAITING<br>TRIAL | AWAITING<br>COURT<br>DECISION | PENDING IN<br>BANKRUPTCY<br>OR PROBATE<br>PROCEEDINGS | AWAITING<br>SERVICE<br>OF PROCESS | PENDING<br>ON<br>MOTION | AWAITING<br>OPPONENT'S<br>MOTION<br>OR OTHER<br>FLEADINGS | ALL OTHER | TOTAL  |
|----------------------|---------------------------------------|-------------------------------------|-------------------------------|---|-----------------------------------|-------------------------|---|-----------|--------|
| ALABAMA NORTHERN     |                                       | 15                                  | 5                             |   | 19                                | 2                       | 2   | 60        | 103    |
| ALABAMA MIDDLE       | 3                                     | 11                                  | 2                             | 12  | 1                                 |                         |   | 8         | 37     |
| ALABAMA SOUTHERN     | 15                                    | 25                                  | 9                             | 3   | 2                                 | 2                       | 2   | 27        | 85     |
| ALASKA               | 1                                     | 30                                  | 1                             |   | 8                                 | 10                      | 3   | 31        | 84     |
| ARIZONA              | 16                                    | 106                                 | 16                            | 5   | 12                                | 6                       | 11  | 102       | 274    |
| ARKANSAS EASTERN     | 2                                     | 43                                  | 4                             | 7   | 2                                 | 2                       |   | 28        | 88     |
| ARKANSAS WESTERN     | 3                                     | 4                                   | 1                             |   | 1                                 | 1                       | 1   | 12        | 23     |
| CALIFORNIA NORTHERN  | 32                                    | 154                                 | 32                            | 14  | 79                                | 12                      | 24  | 194       | 541    |
| CALIFORNIA SOUTHERN  | 1                                     | 231                                 | 18                            | 23  | 85                                | 13                      | 10  | 442       | 825    |
| COLORADO             | 2                                     | 40                                  | 4                             | 6   | 12                                | 18                      | 2   | 59        | 143    |
| CONNECTICUT          | 14                                    | 43                                  | 10                            | 30  | 25                                | 23                      | 18  | 296       | 459    |
| DELAWARE             | 2                                     | 25                                  | 23                            | 1   |                                   | 7                       | 3   | 11        | 72     |
| DIST OF COLUMBIA     | 22                                    | 59                                  | 6                             | 20  | 26                                | 47                      | 2   | 112       | 294    |
| FLORIDA NORTHERN     | 4                                     | 8                                   | 1                             | 34  | 4                                 | 10                      | 8   | 41        | 110    |
| FLORIDA SOUTHERN     | 33                                    | 336                                 | 17                            | 6   | 112                               | 99                      | 14  | 547       | 1,164  |
| GEORGIA NORTHERN     |                                       | 52                                  | 3                             |   | 2                                 | 6                       | 24  | 35        | 122    |
| GEORGIA MIDDLE       | 8                                     | 21                                  | 4                             | 30  | 5                                 | 4                       | 15  | 27        | 114    |
| GEORGIA SOUTHERN     | 2                                     | 22                                  | 3                             |   | 2                                 | 5                       | 5   | 43        | 82     |
| HAWAII               |                                       | 23                                  | 2                             |   |                                   | 5                       | 6   | 14        | 50     |
| IDAHO                | 7                                     | 19                                  | 4                             | 1   | 5                                 | 9                       | 6   | 23        | 74     |
| ILLINOIS NORTHERN    | 11                                    | 174                                 | 11                            | 278   | 37                                | 20                      | 4   | 408       | 943    |
| ILLINOIS EASTERN     | 10                                    | 24                                  | 4                             |   | 12                                | 6                       | 7   | 60        | 123    |
| ILLINOIS SOUTHERN    | 5                                     | 48                                  | 5                             |   | 16                                | 5                       | 24  | 54        | 157    |
| INDIANA NORTHERN     | 17                                    | 13                                  | 1                             |   | 6                                 | 12                      | 12  | 97        | 158    |
| INDIANA SOUTHERN     | 3                                     | 75                                  | 8                             | 2   | 31                                | 14                      |   | 67        | 200    |
| IOWA NORTHERN        | 2                                     | 3                                   |                               | 7   | 3                                 | 3                       | 1   | 47        | 66     |
| IOWA SOUTHERN        | 3                                     | 39                                  | 3                             |   | 5                                 | 1                       | 10  | 36        | 97     |
| KANSAS               | 9                                     | 104                                 | 3                             | 6   | 50                                | 17                      | 7   | 157       | 353    |
| KENTUCKY EASTERN     |                                       | 41                                  | 6                             | 7   | 6                                 | 23                      | 3   | 52        | 138    |
| KENTUCKY WESTERN     | 4                                     | 46                                  | 16                            | 1   | 22                                | 13                      | 1   | 68        | 171    |
| LOUISIANA EASTERN    | 15                                    | 43                                  | 11                            | 1   | 40                                | 16                      | 7   | 113       | 246    |
| LOUISIANA WESTERN    | 2                                     | 39                                  | 6                             |   | 8                                 | 16                      | 11  | 28        | 110    |
| MAINE                | 7                                     | 2                                   |                               |   |                                   | 1                       | 5   | 10        | 25     |
| MARYLAND             | 41                                    | 73                                  | 14                            | 9   | 1                                 | 19                      | 15  | 78        | 250    |
| MASSACHUSETTS        | 54                                    | 251                                 | 29                            | 52  | 45                                | 24                      | 64  | 84        | 603    |
| MICHIGAN EASTERN     | 52                                    | 43                                  | 8                             | 44  | 62                                | 10                      | 25  | 149       | 393    |
| MICHIGAN WESTERN     | 22                                    | 30                                  | 2                             | 2   | 6                                 | 11                      | 4   | 19        | 96     |
| MINNESOTA            | 6                                     | 96                                  | 8                             | 2   | 58                                | 21                      | 29  | 76        | 296    |
| MISSISSIPPI N        |                                       | 14                                  | 1                             | 1   | 3                                 | 14                      | 6   | 7         | 35     |
| MISSISSIPPI S        | 12                                    | 58                                  | 6                             | 4   | 13                                | 14                      | 5   | 31        | 143    |
| MISSOURI EASTERN     | 3                                     | 38                                  | 7                             | 3   | 19                                | 13                      | 2   | 33        | 113    |
| MISSOURI WESTERN     | 3                                     | 52                                  | 7                             |   | 1                                 | 5                       | 3   | 78        | 149    |
| MONTANA              | 4                                     | 6                                   | 7                             |   | 1                                 | 6                       | 2   | 49        | 75     |
| NEBRASKA             | 1                                     | 52                                  | 1                             | 6   | 4                                 | 7                       | 13  | 39        | 123    |
| NEVADA               | 7                                     | 10                                  | 1                             |   | 4                                 | 2                       | 2   | 36        | 62     |
| NEW HAMPSHIRE        |                                       | 22                                  |                               |   | 3                                 | 4                       | 4   | 14        | 47     |
| NEW JERSEY           | 3                                     | 114                                 | 26                            | 29  | 46                                | 15                      |   | 361       | 594    |
| NEW MEXICO           | 1                                     | 47                                  | 6                             | 3   | 5                                 | 6                       | 17  | 23        | 108    |
| NEW YORK NORTHERN    | 43                                    | 169                                 | 1                             | 9   | 6                                 | 5                       | 23  | 96        | 352    |
| NEW YORK EASTERN     | 10                                    | 158                                 | 1                             | 12  | 125                               | 7                       |   | 818       | 1,131  |
| NEW YORK SOUTHERN    | 33                                    | 194                                 | 134                           | 67  | 26                                | 33                      | 50  | 355       | 884    |
| NEW YORK WESTERN     | 39                                    | 117                                 | 5                             |   | 11                                | 3                       | 35  | 140       | 350    |
| N CAROLINA EASTERN   | 10                                    | 93                                  | 1                             |   | 8                                 | 17                      | 16  | 45        | 190    |
| N CAROLINA MIDDLE    | 1                                     | 37                                  | 2                             | 2   |                                   | 6                       | 7   | 6         | 61     |
| N CAROLINA WESTERN   | 9                                     | 9                                   | 2                             | 2   | 2                                 | 19                      | 8   | 19        | 68     |
| NORTH DAKOTA         | 1                                     | 29                                  | 2                             | 1   | 1                                 | 2                       | 2   | 11        | 49     |
| OHIO NORTHERN        | 5                                     | 342                                 | 195                           | 264   | 17                                | 26                      | 12  | 194       | 1,055  |
| OHIO SOUTHERN        | 6                                     | 179                                 | 8                             | 2   | 37                                | 39                      | 5   | 152       | 428    |
| OKLAHOMA NORTHERN    | 2                                     | 25                                  |                               |   | 2                                 | 3                       | 6   | 23        | 61     |
| OKLAHOMA EASTERN     |                                       | 22                                  | 1                             | 1   | 5                                 | 2                       | 1   | 7         | 39     |
| OKLAHOMA WESTERN     | 3                                     | 19                                  | 2                             | 1   | 6                                 | 18                      | 4   | 120       | 173    |
| OREGON               | 1                                     | 99                                  | 8                             | 3   | 12                                | 10                      | 20  | 180       | 333    |
| PENNSYLVANIA EASTERN | 7                                     | 141                                 | 11                            | 20  | 68                                | 26                      | 4   | 223       | 500    |
| PENNSYLVANIA MIDDLE  | 1                                     | 17                                  | 14                            |   |                                   | 4                       | 8   | 26        | 70     |
| PENNSYLVANIA WESTERN |                                       | 44                                  | 7                             | 21  | 5                                 | 6                       | 18  | 57        | 158    |
| PUERTO RICO          |                                       | 23                                  | 4                             | 2   | 4                                 | 2                       |   | 16        | 51     |
| RHODE ISLAND         |                                       | 27                                  | 1                             | 11  | 1                                 | 7                       | 12  | 3         | 62     |
| S CAROLINA EASTERN   | 1                                     | 39                                  | 5                             | 1   | 17                                | 11                      | 5   | 119       | 198    |
| S CAROLINA WESTERN   | 6                                     | 33                                  |                               |   | 4                                 | 2                       |   | 43        | 88     |
| SOUTH DAKOTA         | 3                                     | 18                                  | 6                             | 2   | 2                                 | 3                       | 13  | 10        | 57     |
| TENNESSEE EASTERN    | 1                                     | 42                                  | 2                             |   | 10                                | 9                       | 2   | 40        | 106    |
| TENNESSEE MIDDLE     | 6                                     | 75                                  |                               | 1   | 24                                | 18                      |   | 67        | 191    |
| TENNESSEE WESTERN    | 3                                     | 5                                   | 4                             |   |                                   | 6                       | 1   | 8         | 27     |
| TEXAS NORTHERN       | 10                                    | 96                                  | 11                            | 30  | 27                                | 9                       | 29  | 84        | 296    |
| TEXAS EASTERN        | 7                                     | 17                                  | 2                             |   | 14                                | 5                       | 6   | 9         | 60     |
| TEXAS SOUTHERN       | 64                                    | 102                                 | 6                             | 13  | 75                                | 29                      |   | 88        | 377    |
| TEXAS WESTERN        | 11                                    | 62                                  | 8                             | 2   | 22                                | 9                       | 11  | 43        | 168    |
| UTAH                 |                                       | 8                                   | 2                             | 1   | 8                                 | 3                       |   | 50        | 72     |
| VERMONT              | 2                                     | 8                                   | 3                             | 30  |                                   | 2                       | 3   | 12        | 60     |
| VIRGINIA EASTERN     | 21                                    | 39                                  | 56                            | 1   | 8                                 | 14                      | 11  | 200       | 350    |
| VIRGINIA WESTERN     | 4                                     | 30                                  | 1                             | 2   |                                   | 12                      | 6   | 19        | 74     |
| WASHINGTON EASTERN   | 4                                     | 35                                  | 2                             |   | 1                                 | 10                      | 8   | 32        | 92     |
| WASHINGTON WESTERN   | 4                                     | 52                                  | 9                             | 2   | 47                                | 4                       | 4   | 110       | 232    |
| WEST VIRGINIA N      |                                       | 10                                  | 1                             |   | 5                                 | 3                       |   | 13        | 32     |
| WEST VIRGINIA S      | 3                                     | 43                                  |                               |   | 10                                | 52                      |   | 38        | 146    |
| WISCONSIN EASTERN    | 10                                    | 41                                  | 4                             | 35  | 13                                | 12                      | 15  | 279       | 409    |
| WISCONSIN WESTERN    | 1                                     | 14                                  |                               |   | 11                                | 2                       |   | 46        | 74     |
| WYOMING              |                                       | 8                                   |                               | 1   |                                   | 1                       | 3   | 5         | 18     |
| CANAL ZONE           |                                       |                                     |                               |   |                                   |                         |   | 2         | 2      |
| GUAM                 |                                       |                                     |                               |   |                                   |                         |   | 1         | 1      |
| VIRGIN ISLANDS       |                                       | 8                                   | 10                            | 3   | 49                                | 1                       | 1   | 1         | 73     |
| TOTALS               | 793                                   | 5,355                               | 889                           | 1,195   | 1,592                             | 1,040                   | 788   | 8,196     | 19,848 |

\* EXCLUDES LAND ACQUISITION CASES

TABLE 21.  
CIVIL MATTERS PENDING IN UNITED STATES ATTORNEYS OFFICES AS OF JUNE 30, 1962 BY STATUS

| JUDICIAL DISTRICTS   | AWAITING COMPLETION OF INVESTIGATION | INSTALLMENT PAYMENTS BEING MADE | SETTLEMENT NEGOTIATIONS PENDING | PENDING BANKRUPTCY OR PROBATE PROCEEDINGS | AWAITING ANSWER TO DEMAND LETTER | ALL OTHER | TOTAL  |
|----------------------|--------------------------------------|---------------------------------|---------------------------------|---|----------------------------------|-----------|--------|
| ALABAMA NORTHERN     | 1                                    | 32                              | 1                               | 71  | 15                               | 3         | 123    |
| ALABAMA MIDDLE       | 2                                    | 21                              | 1                               |   | 13                               | 3         | 40     |
| ALABAMA SOUTHERN     | 4                                    | 24                              |                                 | 16  | 11                               | 5         | 60     |
| ALASKA               | 9                                    | 19                              | 7                               | 6   | 5                                | 9         | 55     |
| ARIZONA              | 4                                    | 33                              | 1                               | 81  | 16                               | 18        | 133    |
| ARKANSAS EASTERN     | 3                                    | 18                              | 2                               | 6   | 19                               | 9         | 57     |
| ARKANSAS WESTERN     | 1                                    | 23                              | 2                               | 6   | 4                                |           | 36     |
| CALIFORNIA NORTHERN  | 55                                   | 153                             | 13                              | 131                                       | 122                              | 32        | 506    |
| CALIFORNIA SOUTHERN  | 65                                   | 180                             | 26                              | 264                                       | 174                              | 180       | 869    |
| COLORADO             | 5                                    | 43                              |                                 | 43  | 29                               | 29        | 149    |
| CONNECTICUT          | 9                                    | 27                              | 3                               | 18  | 101                              | 56        | 214    |
| DELAWARE             | 11                                   | 15                              |                                 | 1   | 30                               | 13        | 70     |
| DIST OF COLUMBIA     | 12                                   | 34                              | 1                               | 2   | 10                               | 9         | 68     |
| FLORIDA NORTHERN     | 3                                    | 10                              | 1                               | 6   | 5                                | 16        | 41     |
| FLORIDA SOUTHERN     | 91                                   | 123                             | 62                              | 154                                       | 210                              | 67        | 707    |
| GEORGIA NORTHERN     | 7                                    | 39                              | 6                               | 16  | 34                               | 25        | 127    |
| GEORGIA MIDDLE       | 2                                    | 28                              | 2                               | 1   | 11                               | 38        | 82     |
| GEORGIA SOUTHERN     | 4                                    | 33                              | 2                               | 3   | 12                               | 12        | 66     |
| HAWAII               | 2                                    | 10                              | 1                               |   | 2                                | 2         | 17     |
| IDAHO                | 6                                    | 12                              |                                 | 51  | 11                               | 16        | 96     |
| ILLINOIS NORTHERN    | 1                                    | 37                              | 6                               | 1   | 35                               | 87        | 167    |
| ILLINOIS EASTERN     |                                      | 19                              |                                 | 45  | 14                               | 7         | 85     |
| ILLINOIS SOUTHERN    | 1                                    | 32                              | 1                               | 77  | 16                               | 6         | 133    |
| INDIANA NORTHERN     | 1                                    | 20                              | 2                               | 47  | 19                               | 8         | 97     |
| INDIANA SOUTHERN     | 3                                    | 22                              | 2                               | 56  | 26                               | 24        | 133    |
| IOWA NORTHERN        | 2                                    | 13                              |                                 | 17  | 4                                | 4         | 40     |
| IOWA SOUTHERN        | 5                                    | 21                              |                                 | 102                                       | 6                                | 16        | 150    |
| KANSAS               | 1                                    | 42                              | 1                               | 362                                       | 53                               | 36        | 495    |
| KENTUCKY EASTERN     | 6                                    | 12                              |                                 |   | 5                                | 29        | 52     |
| KENTUCKY WESTERN     | 2                                    | 29                              | 2                               | 72  | 32                               | 23        | 160    |
| LOUISIANA EASTERN    | 15                                   | 33                              | 6                               | 13  | 36                               | 33        | 136    |
| LOUISIANA WESTERN    | 4                                    | 13                              | 1                               | 16  | 12                               | 14        | 60     |
| MAINE                | 3                                    | 22                              |                                 | 38  | 9                                | 10        | 82     |
| MARYLAND             | 5                                    | 68                              | 23                              | 54  | 36                               | 40        | 226    |
| MASSACHUSETTS        | 20                                   | 132                             | 21                              | 29  | 166                              | 107       | 475    |
| MICHIGAN EASTERN     | 16                                   | 181                             | 18                              | 506                                       | 161                              | 125       | 977    |
| MICHIGAN WESTERN     | 3                                    | 58                              | 4                               | 128                                       | 5                                | 13        | 211    |
| MINNESOTA            | 3                                    | 161                             | 2                               | 489                                       | 49                               | 62        | 766    |
| MISSISSIPPI N        | 3                                    | 18                              |                                 | 5   | 7                                | 8         | 41     |
| MISSISSIPPI S        | 5                                    | 31                              | 7                               | 14  | 12                               | 5         | 74     |
| MISSOURI EASTERN     | 35                                   | 39                              | 2                               | 45  | 55                               | 32        | 208    |
| MISSOURI WESTERN     | 56                                   | 43                              | 3                               | 72  | 49                               | 54        | 277    |
| MONTANA              | 3                                    | 13                              | 4                               | 14  | 5                                | 10        | 49     |
| NEBRASKA             | 5                                    | 24                              | 8                               | 18  | 13                               | 9         | 77     |
| NEVADA               | 2                                    | 6                               |                                 | 9   | 6                                | 6         | 29     |
| NEW HAMPSHIRE        | 5                                    | 23                              | 2                               | 11  | 22                               | 16        | 79     |
| NEW JERSEY           | 84                                   | 27                              | 6                               | 60  | 22                               | 28        | 227    |
| NEW MEXICO           |                                      | 23                              | 1                               | 9   | 18                               | 38        | 89     |
| NEW YORK NORTHERN    | 3                                    | 66                              | 5                               | 75  | 82                               | 38        | 269    |
| NEW YORK EASTERN     |                                      | 52                              | 3                               | 2   | 1                                | 547       | 606    |
| NEW YORK SOUTHERN    | 30                                   | 50                              | 5                               | 59  | 82                               | 128       | 354    |
| NEW YORK WESTERN     | 1                                    | 34                              | 4                               | 54  | 30                               | 25        | 148    |
| N CAROLINA EASTERN   | 4                                    | 20                              | 2                               | 9   | 24                               | 5         | 64     |
| N CAROLINA MIDDLE    | 2                                    | 25                              |                                 | 7   | 24                               | 10        | 68     |
| N CAROLINA WESTERN   | 5                                    | 10                              |                                 | 6   | 5                                | 19        | 45     |
| NORTH DAKOTA         | 4                                    | 18                              | 2                               | 16  | 4                                | 5         | 49     |
| OHIO NORTHERN        | 28                                   | 82                              | 1                               | 311                                       | 42                               | 15        | 479    |
| OHIO SOUTHERN        | 6                                    | 33                              | 4                               | 99  | 43                               | 9         | 194    |
| OKLAHOMA NORTHERN    | 9                                    | 11                              |                                 | 23  | 6                                | 1         | 50     |
| OKLAHOMA EASTERN     | 5                                    | 8                               | 7                               |   | 12                               | 6         | 38     |
| OKLAHOMA WESTERN     | 8                                    | 15                              | 6                               | 17  | 9                                | 14        | 69     |
| OREGON               | 43                                   | 23                              | 15                              | 77  | 53                               | 15        | 226    |
| PENNSYLVANIA EASTERN | 33                                   | 138                             | 19                              | 8   | 121                              | 97        | 416    |
| PENNSYLVANIA MIDDLE  | 1                                    | 3                               | 1                               | 1   | 7                                | 12        | 25     |
| PENNSYLVANIA WESTERN | 5                                    | 27                              | 2                               | 26  | 12                               | 44        | 116    |
| PUERTO RICO          | 2                                    | 19                              |                                 |   | 2                                | 2         | 25     |
| RHODE ISLAND         |                                      | 1                               |                                 |   | 7                                | 3         | 11     |
| S CAROLINA EASTERN   |                                      | 22                              | 20                              | 12  | 13                               | 48        | 115    |
| S CAROLINA WESTERN   | 3                                    | 18                              | 3                               | 4   | 37                               | 33        | 98     |
| SOUTH DAKOTA         | 2                                    | 25                              | 5                               | 4   | 16                               | 9         | 61     |
| TENNESSEE EASTERN    | 3                                    | 29                              | 1                               | 30  | 39                               | 20        | 122    |
| TENNESSEE MIDDLE     | 3                                    | 32                              |                                 | 10  | 17                               | 38        | 100    |
| TENNESSEE WESTERN    | 12                                   | 33                              | 1                               | 25  | 13                               | 3         | 87     |
| TEXAS NORTHERN       | 16                                   | 72                              | 11                              | 3   | 61                               | 82        | 245    |
| TEXAS EASTERN        | 9                                    | 73                              | 2                               | 11  | 28                               | 14        | 137    |
| TEXAS SOUTHERN       | 10                                   | 103                             | 6                               | 19  | 78                               | 69        | 285    |
| TEXAS WESTERN        | 9                                    | 51                              | 7                               | 19  | 18                               | 15        | 119    |
| UTAH                 | 14                                   | 27                              | 3                               | 45  | 29                               | 10        | 128    |
| VERMONT              | 1                                    | 9                               | 2                               | 1   | 4                                | 2         | 19     |
| VIRGINIA EASTERN     | 5                                    | 35                              | 2                               | 24  | 22                               | 24        | 112    |
| VIRGINIA WESTERN     | 1                                    | 14                              | 2                               | 42  | 2                                | 8         | 69     |
| WASHINGTON EASTERN   | 3                                    | 19                              |                                 | 38  | 5                                | 8         | 73     |
| WASHINGTON WESTERN   | 9                                    | 16                              | 3                               | 129                                       | 26                               | 15        | 198    |
| WEST VIRGINIA N      |                                      | 7                               |                                 | 20  | 8                                | 5         | 40     |
| WEST VIRGINIA S      |                                      | 13                              |                                 | 7   | 8                                | 2         | 30     |
| WISCONSIN EASTERN    | 5                                    | 10                              | 11                              | 26  | 22                               | 18        | 92     |
| WISCONSIN WESTERN    | 1                                    | 21                              | 4                               | 35  | 8                                | 4         | 73     |
| WYOMING              |                                      | 2                               |                                 | 4   | 3                                | 6         | 15     |
| CANAL ZONE           |                                      |                                 |                                 |   |                                  | 12        | 12     |
| GUAM                 |                                      | 3                               |                                 |   |                                  |           | 3      |
| VIRGIN ISLANDS       |                                      |                                 |                                 |   |                                  | 6         | 6      |
| TOTALS               | 860                                  | 3,278                           | 412                             | 4,484                                     | 2,750                            | 2,838     | 14,642 |

TABLE 22.  
CIVIL SUITS PENDING IN UNITED STATES ATTORNEYS OFFICES AS OF JUNE 30, 1962 BY AMOUNT RANGE \*

| JUDICIAL DISTRICTS   | NON-MONETARY | \$1<br>to<br>\$250 | \$251<br>to<br>\$500 | \$501<br>to<br>\$1,000 | \$1,001<br>to<br>\$2,500 | \$2,501<br>to<br>\$5,000 | \$5,001<br>to<br>\$10,000 | \$10,001<br>AND<br>OVER | TOTAL  |
|----------------------|--------------|--------------------|----------------------|------------------------|--------------------------|--------------------------|---------------------------|-------------------------|--------|
| ALABAMA NORTHERN     | 35           | 4                  | 4                    | 6                      | 5                        | 10                       | 7                         | 32                      | 103    |
| ALABAMA MIDDLE       | 12           | 1                  | 6                    | 3                      | 2                        | 3                        | 3                         | 7                       | 37     |
| ALABAMA SOUTHERN     | 17           | 8                  | 11                   | 5                      | 8                        | 11                       | 11                        | 14                      | 85     |
| ALASKA               | 19           | 2                  | 4                    | 8                      | 3                        | 10                       | 10                        | 28                      | 84     |
| ARIZONA              | 70           | 12                 | 22                   | 27                     | 38                       | 25                       | 28                        | 52                      | 274    |
| ARKANSAS EASTERN     | 21           | 2                  | 5                    | 7                      | 14                       | 8                        | 10                        | 21                      | 88     |
| ARKANSAS WESTERN     | 9            | 3                  | 1                    | 1                      | 3                        |                          |                           | 6                       | 23     |
| CALIFORNIA NORTHERN  | 162          | 24                 | 26                   | 34                     | 41                       | 24                       | 26                        | 204                     | 541    |
| CALIFORNIA SOUTHERN  | 373          | 27                 | 27                   | 41                     | 22                       | 28                       | 51                        | 256                     | 825    |
| COLORADO             | 56           | 4                  | 7                    | 9                      | 8                        | 16                       | 7                         | 26                      | 143    |
| CONNECTICUT          | 315          | 20                 | 25                   | 14                     | 13                       | 10                       | 12                        | 50                      | 459    |
| DELAWARE             | 29           | 1                  | 1                    | 6                      | 3                        | 2                        | 3                         | 27                      | 72     |
| DIST OF COLUMBIA     | 156          | 18                 | 16                   | 10                     | 14                       | 14                       | 9                         | 57                      | 294    |
| FLORIDA NORTHERN     | 73           | 8                  | 5                    | 10                     | 3                        | 1                        | 2                         | 8                       | 110    |
| FLORIDA SOUTHERN     | 836          | 31                 | 57                   | 41                     | 44                       | 24                       | 39                        | 92                      | 1,164  |
| GEORGIA NORTHERN     | 59           | 4                  | 5                    | 11                     | 7                        | 7                        | 8                         | 21                      | 122    |
| GEORGIA MIDDLE       | 28           | 16                 | 11                   | 14                     | 9                        | 6                        | 4                         | 26                      | 114    |
| GEORGIA SOUTHERN     | 28           | 2                  | 6                    | 7                      | 7                        | 7                        | 7                         | 18                      | 82     |
| HAWAII               | 12           |                    | 1                    | 5                      | 2                        | 1                        | 5                         | 24                      | 50     |
| IDAHO                | 38           | 2                  | 4                    | 12                     | 5                        | 1                        | 4                         | 8                       | 74     |
| ILLINOIS NORTHERN    | 161          | 91                 | 100                  | 103                    | 165                      | 64                       | 51                        | 208                     | 943    |
| ILLINOIS EASTERN     | 22           | 6                  | 12                   | 11                     | 19                       | 19                       | 6                         | 28                      | 123    |
| ILLINOIS SOUTHERN    | 64           | 8                  | 18                   | 12                     | 15                       | 8                        | 9                         | 23                      | 157    |
| INDIANA NORTHERN     | 30           | 18                 | 19                   | 16                     | 25                       | 17                       | 14                        | 19                      | 158    |
| INDIANA SOUTHERN     | 132          | 5                  | 13                   | 10                     | 12                       | 12                       | 6                         | 10                      | 200    |
| IOWA NORTHERN        | 27           | 3                  | 1                    | 2                      | 7                        | 4                        | 4                         | 18                      | 66     |
| IOWA SOUTHERN        | 20           | 8                  | 12                   | 11                     | 18                       | 6                        | 7                         | 15                      | 97     |
| KANSAS               | 125          | 22                 | 22                   | 22                     | 48                       | 30                       | 31                        | 53                      | 353    |
| KENTUCKY EASTERN     | 58           | 8                  | 7                    | 10                     | 18                       | 12                       | 8                         | 17                      | 138    |
| KENTUCKY WESTERN     | 38           | 16                 | 10                   | 13                     | 23                       | 12                       | 11                        | 48                      | 171    |
| LOUISIANA EASTERN    | 70           | 9                  | 10                   | 20                     | 19                       | 17                       | 24                        | 77                      | 246    |
| LOUISIANA WESTERN    | 33           | 3                  | 7                    | 11                     | 10                       | 11                       | 10                        | 25                      | 110    |
| MAINE                | 2            | 4                  | 6                    | 3                      | 1                        | 2                        | 1                         | 6                       | 25     |
| MARYLAND             | 71           | 14                 | 25                   | 28                     | 17                       | 6                        | 13                        | 76                      | 250    |
| MASSACHUSETTS        | 91           | 43                 | 68                   | 80                     | 73                       | 58                       | 52                        | 138                     | 603    |
| MICHIGAN EASTERN     | 157          | 16                 | 41                   | 62                     | 49                       | 5                        | 14                        | 49                      | 393    |
| MICHIGAN WESTERN     | 23           | 11                 | 16                   | 15                     | 7                        | 2                        | 5                         | 17                      | 96     |
| MINNESOTA            | 143          | 17                 | 19                   | 25                     | 17                       | 13                       | 19                        | 43                      | 296    |
| MISSISSIPPI N        | 16           | 2                  | 2                    | 4                      | 2                        | 2                        | 3                         | 4                       | 35     |
| MISSISSIPPI S        | 48           | 8                  | 13                   | 9                      | 14                       | 12                       | 16                        | 23                      | 143    |
| MISSOURI EASTERN     | 43           | 4                  | 10                   | 5                      | 13                       | 4                        | 8                         | 28                      | 115    |
| MISSOURI WESTERN     | 49           | 6                  | 6                    | 11                     | 15                       | 13                       | 14                        | 35                      | 149    |
| MONTANA              | 25           |                    | 6                    | 6                      | 7                        | 8                        | 6                         | 17                      | 75     |
| NEBRASKA             | 44           | 6                  | 5                    | 10                     | 9                        | 6                        | 12                        | 31                      | 123    |
| NEVADA               | 9            | 3                  | 4                    | 5                      | 13                       | 3                        | 4                         | 21                      | 62     |
| NEW HAMPSHIRE        | 9            |                    | 2                    | 5                      | 9                        | 4                        | 6                         | 12                      | 47     |
| NEW JERSEY           | 220          | 24                 | 36                   | 58                     | 59                       | 48                       | 35                        | 114                     | 594    |
| NEW MEXICO           | 36           | 5                  | 5                    | 5                      | 11                       | 12                       | 6                         | 28                      | 108    |
| NEW YORK NORTHERN    | 78           | 24                 | 41                   | 35                     | 52                       | 28                       | 24                        | 70                      | 352    |
| NEW YORK EASTERN     | 554          | 58                 | 54                   | 58                     | 86                       | 53                       | 44                        | 224                     | 1,131  |
| NEW YORK SOUTHERN    | 393          | 22                 | 34                   | 46                     | 59                       | 43                       | 49                        | 248                     | 894    |
| NEW YORK WESTERN     | 40           | 40                 | 44                   | 60                     | 38                       | 26                       | 49                        | 53                      | 350    |
| N CAROLINA EASTERN   | 58           | 14                 | 13                   | 26                     | 16                       | 11                       | 14                        | 38                      | 190    |
| N CAROLINA MIDDLE    | 11           | 1                  | 1                    | 4                      | 7                        | 8                        | 11                        | 18                      | 61     |
| N CAROLINA WESTERN   | 26           | 4                  | 11                   | 12                     | 7                        | 2                        | 1                         | 5                       | 68     |
| NORTH DAKOTA         | 24           |                    | 1                    |                        | 4                        | 4                        | 2                         | 14                      | 49     |
| OHIO NORTHERN        | 357          | 94                 | 77                   | 99                     | 118                      | 77                       | 78                        | 155                     | 1,055  |
| OHIO SOUTHERN        | 217          | 22                 | 26                   | 28                     | 32                       | 26                       | 15                        | 62                      | 428    |
| OKLAHOMA NORTHERN    | 13           | 1                  | 3                    | 1                      | 15                       | 8                        | 3                         | 17                      | 61     |
| OKLAHOMA EASTERN     | 21           | 2                  | 5                    | 3                      | 4                        |                          | 2                         | 2                       | 39     |
| OKLAHOMA WESTERN     | 83           | 8                  | 4                    | 7                      | 13                       | 8                        | 11                        | 39                      | 173    |
| OREGON               | 146          | 10                 | 11                   | 23                     | 27                       | 29                       | 26                        | 61                      | 333    |
| PENNSYLVANIA EASTERN | 210          | 23                 | 22                   | 36                     | 26                       | 22                       | 23                        | 138                     | 500    |
| PENNSYLVANIA MIDDLE  | 30           | 4                  | 5                    | 6                      | 4                        | 3                        | 3                         | 15                      | 70     |
| PENNSYLVANIA WESTERN | 90           | 4                  | 6                    | 6                      | 7                        | 6                        | 13                        | 26                      | 158    |
| PUERTO RICO          | 20           |                    | 1                    | 3                      | 5                        | 1                        | 3                         | 18                      | 51     |
| RHODE ISLAND         | 17           | 1                  | 1                    | 4                      | 8                        | 2                        | 2                         | 27                      | 62     |
| S CAROLINA EASTERN   | 94           | 5                  | 11                   | 7                      | 18                       | 15                       | 11                        | 37                      | 198    |
| S CAROLINA WESTERN   | 48           | 7                  | 5                    | 6                      | 7                        | 5                        | 8                         | 2                       | 88     |
| SOUTH DAKOTA         | 16           | 6                  | 1                    | 4                      | 10                       | 7                        | 6                         | 7                       | 57     |
| TENNESSEE EASTERN    | 49           | 1                  | 2                    | 5                      | 8                        | 5                        | 10                        | 26                      | 106    |
| TENNESSEE MIDDLE     | 80           | 6                  | 6                    | 12                     | 11                       | 12                       | 19                        | 45                      | 191    |
| TENNESSEE WESTERN    | 5            | 2                  |                      | 3                      | 3                        | 1                        | 1                         | 12                      | 27     |
| TEXAS NORTHERN       | 70           | 19                 | 13                   | 30                     | 38                       | 26                       | 29                        | 71                      | 296    |
| TEXAS EASTERN        | 29           | 3                  | 4                    | 7                      | 4                        | 3                        | 2                         | 8                       | 60     |
| TEXAS SOUTHERN       | 127          | 30                 | 59                   | 56                     | 22                       | 15                       | 19                        | 49                      | 377    |
| TEXAS WESTERN        | 37           | 11                 | 12                   | 13                     | 12                       | 12                       | 18                        | 53                      | 168    |
| UTAH                 | 18           | 2                  | 4                    | 9                      | 9                        | 5                        | 5                         | 20                      | 72     |
| VERMONT              | 8            | 10                 | 2                    | 8                      | 7                        | 4                        | 14                        | 7                       | 60     |
| VIRGINIA EASTERN     | 105          | 17                 | 29                   | 37                     | 56                       | 11                       | 18                        | 77                      | 350    |
| VIRGINIA WESTERN     | 30           | 2                  | 6                    | 5                      | 4                        | 2                        | 4                         | 21                      | 74     |
| WASHINGTON EASTERN   | 46           | 2                  | 4                    | 5                      | 6                        | 4                        | 7                         | 18                      | 92     |
| WASHINGTON WESTERN   | 117          | 3                  | 8                    | 13                     | 17                       | 11                       | 14                        | 49                      | 232    |
| WEST VIRGINIA N      | 11           | 1                  |                      | 3                      | 5                        | 4                        | 1                         | 7                       | 32     |
| WEST VIRGINIA S      | 95           | 4                  | 4                    | 3                      | 4                        | 3                        | 10                        | 23                      | 146    |
| WISCONSIN EASTERN    | 109          | 32                 | 41                   | 49                     | 71                       | 31                       | 18                        | 58                      | 409    |
| WISCONSIN WESTERN    | 15           | 8                  | 5                    | 7                      | 8                        | 11                       | 7                         | 13                      | 74     |
| WYOMING              | 8            |                    |                      | 1                      | 1                        | 2                        | 4                         | 2                       | 18     |
| CANAL ZONE           | 1            |                    | 1                    |                        |                          |                          |                           |                         | 2      |
| GUAM                 |              |                    |                      |                        |                          |                          | 1                         |                         | 1      |
| VIRGIN ISLANDS       | 46           | 21                 | 1                    | 1                      | 3                        | 1                        |                           |                         | 73     |
| TOTALS               | 7,666        | 1,073              | 1,317                | 1,584                  | 1,798                    | 1,165                    | 1,240                     | 4,005                   | 19,848 |

\* EXCLUDES LAND ACQUISITION CASES

TABLE 23.  
CIVIL MATTERS PENDING IN UNITED STATES ATTORNEYS OFFICES AS OF JUNE 30, 1962 BY AMOUNT RANGE

| JUDICIAL DISTRICTS   | NON-MONETARY | \$1<br>to<br>\$250 | \$251<br>to<br>\$500 | \$501<br>to<br>\$1,000 | \$1,001<br>to<br>\$2,500 | \$2,501<br>to<br>\$5,000 | \$5,001<br>to<br>\$10,000 | \$10,001<br>AND<br>OVER | TOTAL  |
|----------------------|--------------|--------------------|----------------------|------------------------|--------------------------|--------------------------|---------------------------|-------------------------|--------|
| ALABAMA NORTHERN     | 1            | 43                 | 32                   | 19                     | 17                       | 7                        | 1                         | 3                       | 123    |
| ALABAMA MIDDLE       | 1            | 9                  | 12                   | 12                     | 4                        | 1                        | 1                         |                         | 40     |
| ALABAMA SOUTHERN     | 3            | 16                 | 15                   | 13                     | 9                        | 2                        |                           | 2                       | 60     |
| ALASKA               | 9            | 11                 | 7                    | 11                     | 7                        | 2                        | 2                         | 6                       | 55     |
| ARIZONA              | 13           | 24                 | 35                   | 32                     | 27                       | 8                        | 5                         | 9                       | 153    |
| ARKANSAS EASTERN     | 9            | 10                 | 13                   | 9                      | 4                        | 3                        | 3                         | 6                       | 57     |
| ARKANSAS WESTERN     | 2            | 9                  | 10                   | 6                      | 5                        | 2                        |                           | 2                       | 36     |
| CALIFORNIA NORTHERN  | 34           | 135                | 119                  | 109                    | 58                       | 19                       | 12                        | 20                      | 506    |
| CALIFORNIA SOUTHERN  | 122          | 196                | 178                  | 176                    | 133                      | 31                       | 11                        | 42                      | 889    |
| COLORADO             | 6            | 32                 | 29                   | 32                     | 28                       | 10                       | 5                         | 7                       | 149    |
| CONNECTICUT          | 67           | 47                 | 34                   | 36                     | 14                       | 7                        | 4                         | 5                       | 214    |
| DELAWARE             |              | 8                  | 15                   | 19                     | 19                       | 3                        | 2                         | 4                       | 70     |
| DIST OF COLUMBIA     | 12           | 16                 | 16                   | 12                     | 7                        | 2                        | 3                         |                         | 68     |
| FLORIDA NORTHERN     | 12           | 6                  | 4                    | 7                      | 7                        | 1                        | 1                         | 3                       | 41     |
| FLORIDA SOUTHERN     | 60           | 132                | 168                  | 142                    | 115                      | 33                       | 17                        | 40                      | 707    |
| GEORGIA NORTHERN     | 23           | 18                 | 33                   | 27                     | 14                       | 7                        | 3                         | 2                       | 127    |
| GEORGIA MIDDLE       | 15           | 13                 | 22                   | 12                     | 7                        | 5                        | 5                         | 3                       | 82     |
| GEORGIA SOUTHERN     | 5            | 11                 | 8                    | 10                     | 9                        | 16                       | 6                         | 1                       | 66     |
| HAWAII               | 2            | 2                  | 5                    | 2                      | 4                        | 1                        | 1                         |                         | 17     |
| IDAHO                | 9            | 10                 | 17                   | 26                     | 20                       | 6                        | 3                         | 5                       | 96     |
| ILLINOIS NORTHERN    | 29           | 33                 | 31                   | 32                     | 21                       | 5                        | 3                         | 13                      | 167    |
| ILLINOIS EASTERN     | 3            | 19                 | 19                   | 24                     | 12                       | 1                        | 3                         | 4                       | 85     |
| ILLINOIS SOUTHERN    | 18           | 27                 | 24                   | 28                     | 21                       | 9                        | 1                         | 5                       | 133    |
| INDIANA NORTHERN     | 4            | 24                 | 16                   | 7                      | 24                       | 7                        | 7                         | 8                       | 97     |
| INDIANA SOUTHERN     | 16           | 31                 | 25                   | 32                     | 16                       | 9                        | 1                         | 3                       | 133    |
| IOWA NORTHERN        | 3            | 5                  | 10                   | 8                      | 8                        | 1                        | 2                         | 3                       | 40     |
| IOWA SOUTHERN        | 24           | 30                 | 22                   | 40                     | 26                       | 5                        |                           | 3                       | 150    |
| KANSAS               | 23           | 126                | 99                   | 116                    | 73                       | 29                       | 20                        | 9                       | 495    |
| KENTUCKY EASTERN     | 6            | 13                 | 17                   | 7                      | 6                        |                          | 2                         | 1                       | 52     |
| KENTUCKY WESTERN     | 3            | 48                 | 44                   | 26                     | 31                       | 4                        | 2                         | 2                       | 160    |
| LOUISIANA EASTERN    | 16           | 32                 | 19                   | 26                     | 24                       | 7                        | 4                         | 8                       | 136    |
| LOUISIANA WESTERN    | 11           | 10                 | 14                   | 12                     | 6                        | 1                        | 2                         | 4                       | 60     |
| MAINE                | 4            | 25                 | 19                   | 16                     | 10                       | 2                        | 3                         | 3                       | 82     |
| MARYLAND             | 18           | 45                 | 47                   | 53                     | 38                       | 12                       | 7                         | 6                       | 226    |
| MASSACHUSETTS        | 53           | 82                 | 115                  | 91                     | 81                       | 25                       | 15                        | 13                      | 475    |
| MICHIGAN EASTERN     | 37           | 202                | 210                  | 258                    | 231                      | 30                       |                           | 9                       | 977    |
| MICHIGAN WESTERN     | 4            | 54                 | 50                   | 52                     | 34                       | 7                        | 1                         | 9                       | 211    |
| MINNESOTA            | 69           | 250                | 147                  | 150                    | 114                      | 20                       | 4                         | 12                      | 766    |
| MISSISSIPPI N        | 3            | 5                  | 8                    | 7                      | 10                       | 4                        |                           | 4                       | 41     |
| MISSISSIPPI S        | 3            | 18                 | 23                   | 10                     | 10                       | 4                        | 1                         | 5                       | 74     |
| MISSOURI EASTERN     | 30           | 41                 | 39                   | 43                     | 34                       | 11                       | 5                         | 5                       | 208    |
| MISSOURI WESTERN     | 55           | 49                 | 50                   | 62                     | 42                       | 7                        | 7                         | 5                       | 277    |
| MONTANA              | 9            | 5                  | 10                   | 8                      | 5                        | 4                        | 1                         | 7                       | 49     |
| NEBRASKA             | 15           | 11                 | 14                   | 15                     | 15                       | 1                        |                           | 6                       | 77     |
| NEVADA               | 6            | 7                  | 6                    | 2                      | 5                        | 1                        |                           | 2                       | 29     |
| NEW HAMPSHIRE        | 3            | 13                 | 19                   | 18                     | 15                       | 8                        | 2                         | 1                       | 79     |
| NEW JERSEY           | 82           | 23                 | 22                   | 38                     | 26                       | 12                       | 8                         | 16                      | 227    |
| NEW MEXICO           | 20           | 18                 | 10                   | 22                     | 10                       | 2                        | 1                         | 6                       | 89     |
| NEW YORK NORTHERN    | 80           | 32                 | 46                   | 47                     | 35                       | 13                       | 4                         | 12                      | 269    |
| NEW YORK EASTERN     | 117          | 105                | 108                  | 77                     | 89                       | 38                       | 33                        | 39                      | 606    |
| NEW YORK SOUTHERN    | 147          | 51                 | 38                   | 40                     | 28                       | 14                       | 7                         | 29                      | 354    |
| NEW YORK WESTERN     | 26           | 24                 | 30                   | 38                     | 15                       | 13                       |                           | 2                       | 148    |
| N CAROLINA EASTERN   | 2            | 25                 | 11                   | 13                     | 9                        | 2                        | 1                         | 1                       | 64     |
| N CAROLINA MIDDLE    | 2            | 19                 | 13                   | 15                     | 11                       | 3                        | 3                         | 2                       | 68     |
| N CAROLINA WESTERN   |              | 7                  | 15                   | 11                     | 10                       |                          | 1                         | 1                       | 45     |
| NORTH DAKOTA         | 3            | 2                  | 7                    | 8                      | 16                       | 8                        | 4                         | 1                       | 49     |
| OHIO NORTHERN        | 19           | 96                 | 119                  | 96                     | 103                      | 35                       | 1                         | 10                      | 479    |
| OHIO SOUTHERN        | 20           | 57                 | 34                   | 32                     | 30                       | 11                       | 3                         | 7                       | 194    |
| OKLAHOMA NORTHERN    | 6            | 10                 | 4                    | 8                      | 12                       | 4                        | 2                         | 4                       | 50     |
| OKLAHOMA EASTERN     | 6            | 5                  | 7                    | 7                      | 6                        | 2                        | 4                         | 1                       | 38     |
| OKLAHOMA WESTERN     | 11           | 7                  | 13                   | 16                     | 7                        | 2                        | 2                         | 11                      | 69     |
| OREGON               | 33           | 38                 | 49                   | 40                     | 31                       | 8                        | 7                         | 20                      | 226    |
| PENNSYLVANIA EASTERN | 35           | 81                 | 65                   | 134                    | 82                       | 12                       | 4                         | 3                       | 416    |
| PENNSYLVANIA MIDDLE  | 1            | 3                  | 3                    | 7                      | 4                        |                          | 1                         | 6                       | 25     |
| PENNSYLVANIA WESTERN | 32           | 20                 | 20                   | 13                     | 23                       | 2                        | 1                         | 5                       | 116    |
| PUERTO RICO          |              | 1                  | 9                    | 8                      | 5                        | 1                        | 1                         |                         | 25     |
| RHODE ISLAND         | 2            | 2                  | 3                    | 2                      |                          | 1                        |                           | 1                       | 11     |
| S CAROLINA EASTERN   | 6            | 31                 | 29                   | 24                     | 16                       | 2                        | 3                         | 4                       | 115    |
| S CAROLINA WESTERN   | 7            | 24                 | 25                   | 18                     | 18                       | 3                        | 3                         |                         | 98     |
| SOUTH DAKOTA         | 8            | 9                  | 9                    | 8                      | 18                       | 6                        | 2                         | 1                       | 61     |
| TENNESSEE EASTERN    | 35           | 15                 | 23                   | 31                     | 10                       | 1                        | 4                         | 3                       | 122    |
| TENNESSEE MIDDLE     | 31           | 17                 | 21                   | 16                     | 7                        | 6                        | 1                         | 1                       | 100    |
| TENNESSEE WESTERN    | 2            | 27                 | 24                   | 17                     | 7                        | 6                        | 3                         | 1                       | 87     |
| TEXAS NORTHERN       | 43           | 33                 | 53                   | 46                     | 32                       | 13                       | 12                        | 13                      | 245    |
| TEXAS EASTERN        | 17           | 30                 | 32                   | 29                     | 17                       | 3                        | 3                         | 6                       | 137    |
| TEXAS SOUTHERN       | 39           | 54                 | 72                   | 76                     | 28                       | 8                        | 2                         | 6                       | 285    |
| TEXAS WESTERN        | 6            | 19                 | 29                   | 25                     | 18                       | 9                        | 4                         | 9                       | 119    |
| UTAH                 | 5            | 29                 | 14                   | 27                     | 33                       | 10                       | 8                         | 2                       | 128    |
| VERMONT              |              | 2                  | 3                    | 8                      | 6                        |                          |                           |                         | 19     |
| VIRGINIA EASTERN     | 19           | 19                 | 25                   | 25                     | 13                       | 5                        | 2                         | 4                       | 112    |
| VIRGINIA WESTERN     | 3            | 19                 | 26                   | 10                     | 4                        | 2                        | 3                         | 2                       | 69     |
| WASHINGTON EASTERN   | 3            | 11                 | 18                   | 14                     | 17                       | 5                        | 1                         | 4                       | 73     |
| WASHINGTON WESTERN   | 28           | 35                 | 35                   | 41                     | 38                       | 7                        | 4                         | 10                      | 198    |
| WEST VIRGINIA N      | 4            | 5                  | 7                    | 11                     | 10                       | 2                        |                           | 1                       | 40     |
| WEST VIRGINIA S      | 3            | 10                 | 5                    | 3                      | 8                        | 1                        |                           |                         | 30     |
| WISCONSIN EASTERN    | 13           | 21                 | 17                   | 19                     | 15                       | 3                        | 2                         | 2                       | 92     |
| WISCONSIN WESTERN    | 15           | 9                  | 11                   | 12                     | 12                       | 5                        | 2                         | 7                       | 73     |
| WYOMING              | 4            | 4                  |                      | 1                      | 2                        | 2                        |                           | 2                       | 15     |
| CANAL ZONE           | 12           |                    |                      |                        |                          |                          |                           |                         | 12     |
| GUAM                 |              |                    | 1                    | 1                      | 1                        |                          |                           |                         | 3      |
| VIRGIN ISLANDS       | 5            |                    |                      |                        |                          | 1                        |                           |                         | 6      |
| TOTALS               | 1,822        | 3,002              | 2,974                | 2,989                  | 2,302                    | 663                      | 325                       | 565                     | 14,642 |



TABLE 24.  
CIVIL SUITS PENDING \*  
JUNE 30, 1962

| CAUSE OF ACTION        | U. S. PLAINTIFF |             | U. S. DEFENDANT |               | OTHER DESIGNATION |            | TOTAL  |               |
|------------------------|-----------------|-------------|-----------------|---------------|-------------------|------------|--------|---------------|
|                        | NUMBER          | AMOUNT      | NUMBER          | AMOUNT        | NUMBER            | AMOUNT     | NUMBER | AMOUNT        |
| ADMIRALTY              | 98              | 9,114,565   | 163             | 18,710,523    | 19                | 2,257,708  | 280    | 30,082,796    |
| CONTRACT ACTIONS       | 274             | 6,197,261   | 143             | 9,477,315     | 25                | 4,014,170  | 442    | 19,688,746    |
| NEGOTIABLE INSTRUMENTS | 1,633           | 23,562,707  | 244             | 8,596,624     | 61                | 273,323    | 1,938  | 32,432,654    |
| FRAUDS                 | 205             | 8,062,197   | 19              | 4,205,245     | 8                 | 1,797,303  | 232    | 14,064,745    |
| ENFORCEMENTS           | 205             | 638,922     | 120             | 300,739       | 61                | 90,336     | 386    | 1,029,997     |
| FORFEITURES            | 559             | 15,410,933  | 18              | 201,737       | 4                 |            | 581    | 15,612,670    |
| LAND REAL PROPERTY     | 142             | 17,778,922  | 369             | 1,052,715     | 57                | 68,580     | 568    | 18,900,217    |
| PATENT                 | 4               | 90,007      | 3               |               | 4                 | 13,027     | 11     | 103,034       |
| PENALTIES              | 269             | 4,130,866   | 9               | 16,403        | 8                 | 2,750      | 286    | 4,150,019     |
| TAX OTHER THAN LIEN    | 744             | 19,043,710  | 2,587           | 395,468,256   | 298               | 10,135,174 | 3,629  | 424,647,140   |
| TAX LIEN               | 164             | 17,547,863  | 4,129           | 18,099,549    | 92                | 830,486    | 4,385  | 36,477,898    |
| TORTS                  | 115             | 12,206,726  | 2,158           | 5,182,912,922 | 155               | 5,974,319  | 2,428  | 5,201,093,967 |
| VETERANS               | 1,259           | 2,207,254   | 86              | 3,576,636     | 43                | 140,554    | 1,388  | 5,924,444     |
| HABEAS CORPUS          | 8               |             | 215             |               | 25                |            | 248    |               |
| MISCELLANEOUS          | 1,204           | 13,962,201  | 1,383           | 34,401,933    | 459               | 5,563,483  | 3,046  | 53,927,617    |
| TOTALS                 | 6,883           | 149,954,134 | 11,646          | 5,677,020,597 | 1,319             | 31,161,213 | 19,848 | 5,858,135,944 |

\* EXCLUDES LAND ACQUISITION CASES

TABLE 25.  
CIVIL SUITS FILED \*  
FISCAL YEAR 1962

| CAUSE OF ACTION        | U. S. PLAINTIFF |             | U. S. DEFENDANT |               | OTHER DESIGNATION |            | TOTAL  |               |
|------------------------|-----------------|-------------|-----------------|---------------|-------------------|------------|--------|---------------|
|                        | NUMBER          | AMOUNT      | NUMBER          | AMOUNT        | NUMBER            | AMOUNT     | NUMBER | AMOUNT        |
| ADMIRALTY              | 102             | 2,662,432   | 116             | 9,293,347     | 22                | 647,008    | 240    | 12,602,787    |
| CONTRACT ACTIONS       | 284             | 4,252,314   | 122             | 7,217,896     | 25                | 1,823,513  | 431    | 13,293,723    |
| NEGOTIABLE INSTRUMENTS | 3,425           | 16,302,909  | 212             | 2,096,465     | 73                | 262,241    | 3,710  | 18,661,615    |
| FRAUDS                 | 97              | 1,717,992   | 4               | 1,116,500     | 4                 | 1,685      | 105    | 2,836,177     |
| ENFORCEMENTS           | 357             | 489,652     | 151             | 48,228        | 116               | 742        | 624    | 538,622       |
| FORFEITURES            | 1,620           | 414,413     | 32              | 217,071       | 15                | 346        | 1,667  | 631,830       |
| LAND REAL PROPERTY     | 97              | 11,849,682  | 323             | 558,569       | 133               | 25,127     | 553    | 12,433,378    |
| PATENT                 | 1               |             | 4               | 126,017       | 3                 | 35,000     | 8      | 161,017       |
| PENALTIES              | 548             | 1,607,742   | 4               | 10,704        | 11                | 4,925      | 563    | 1,623,371     |
| TAX OTHER THAN LIEN    | 616             | 66,952,735  | 1,712           | 240,969,954   | 248               | 5,725,198  | 2,576  | 313,647,887   |
| TAX LIEN               | 109             | 10,788,584  | 4,286           | 14,623,249    | 111               | 283,310    | 4,506  | 25,695,143    |
| TORTS                  | 79              | 1,567,586   | 1,452           | 5,272,564,174 | 102               | 2,390,244  | 1,633  | 5,276,522,004 |
| VETERANS               | 2,491           | 2,228,265   | 85              | 298,542       | 40                | 47,839     | 2,616  | 2,574,646     |
| HABEAS CORPUS          | 18              |             | 886             |               | 165               |            | 1,069  |               |
| MISCELLANEOUS          | 1,848           | 10,125,484  | 1,551           | 21,919,194    | 600               | 5,937,035  | 3,999  | 37,981,713    |
| TOTALS                 | 11,692          | 130,959,790 | 10,940          | 5,571,059,910 | 1,668             | 17,184,213 | 24,300 | 5,719,203,913 |

\* EXCLUDES LAND ACQUISITION CASES

TABLE 26.  
CIVIL SUITS TERMINATED \*  
FISCAL YEAR 1962

| CAUSE OF ACTION        | U. S. PLAINTIFF |             | U. S. DEFENDANT |             | OTHER DESIGNATION |            | TOTAL  |             |
|------------------------|-----------------|-------------|-----------------|-------------|-------------------|------------|--------|-------------|
|                        | NUMBER          | AMOUNT      | NUMBER          | AMOUNT      | NUMBER            | AMOUNT     | NUMBER | AMOUNT      |
| ADMIRALTY              | 109             | 1,185,704   | 112             | 8,158,404   | 19                | 561,778    | 240    | 9,905,886   |
| CONTRACT ACTIONS       | 252             | 1,952,152   | 105             | 1,941,707   | 15                | 620,599    | 372    | 4,514,458   |
| NEGOTIABLE INSTRUMENTS | 3,308           | 18,213,056  | 149             | 367,467     | 82                | 265,958    | 3,539  | 18,846,481  |
| FRAUDS                 | 147             | 28,187,236  | 18              | 3,871,584   | 9                 | 339,770    | 174    | 32,398,590  |
| ENFORCEMENTS           | 327             | 1,143,037   | 159             | 163,923     | 100               | 3,945      | 586    | 1,310,905   |
| FORFEITURES            | 1,580           | 874,141     | 24              | 93,947      | 18                | 346        | 1,622  | 968,434     |
| LAND REAL PROPERTY     | 97              | 4,445,051   | 319             | 1,837,740   | 122               | 26,256     | 538    | 6,309,047   |
| PATENT                 | 2               |             | 7               | 130,996     | 1                 | 35,000     | 10     | 165,996     |
| PENALTIES              | 500             | 604,953     | 6               | 44,695      | 7                 | 3,271      | 513    | 652,919     |
| TAX OTHER THAN LIEN    | 499             | 38,815,297  | 1,465           | 93,125,256  | 229               | 5,729,202  | 2,193  | 137,669,755 |
| TAX LIEN               | 109             | 8,233,966   | 3,607           | 8,924,581   | 119               | 333,855    | 3,835  | 17,492,402  |
| TORTS                  | 49              | 1,704,432   | 1,171           | 87,915,254  | 92                | 2,958,354  | 1,312  | 92,578,040  |
| VETERANS               | 2,496           | 7,067,138   | 95              | 947,905     | 62                | 22,346     | 2,653  | 8,037,389   |
| HABEAS CORPUS          | 14              |             | 902             |             | 164               |            | 1,080  |             |
| MISCELLANEOUS          | 1,609           | 6,976,817   | 1,335           | 20,860,252  | 527               | 20,860,976 | 3,471  | 48,698,045  |
| TOTALS                 | 11,098          | 119,402,980 | 9,474           | 228,383,711 | 1,566             | 31,761,656 | 22,138 | 379,548,347 |

\* EXCLUDES LAND ACQUISITION CASES

**TABLE 27.**  
**CIVIL MATTERS PENDING**  
**JUNE 30, 1962**

| CAUSE OF ACTION        | U. S. PLAINTIFF |            | U. S. DEFENDANT |           | OTHER DESIGNATION |           | TOTAL  |            |
|------------------------|-----------------|------------|-----------------|-----------|-------------------|-----------|--------|------------|
|                        | NUMBER          | AMOUNT     | NUMBER          | AMOUNT    | NUMBER            | AMOUNT    | NUMBER | AMOUNT     |
| ADMIRALTY              | 30              | 73,361     | 3               | 23,700    | 1                 | 500       | 34     | 97,561     |
| CONTRACT ACTIONS       | 405             | 5,141,808  | 4               | 168,152   | 13                | 3,975,821 | 422    | 9,285,781  |
| NEGOTIABLE INSTRUMENTS | 6,079           | 12,972,164 | 55              | 54,146    | 96                | 285,042   | 6,230  | 13,311,352 |
| FRAUDS                 | 328             | 7,495,245  | 5               | 260,772   | 6                 | 805,486   | 339    | 8,561,503  |
| ENFORCEMENTS           | 399             | 670,037    | 2               |           | 16                | 91        | 417    | 670,128    |
| FORFEITURES            | 113             | 683,298    | 5               |           | 3                 | 470       | 121    | 683,768    |
| LAND REAL PROPERTY     | 136             | 1,881,943  | 8               | 2,396     | 5                 | 2,433     | 149    | 1,886,772  |
| PATENT                 | 1               | 50         |                 |           |                   |           | 1      | 50         |
| PENALTIES              | 279             | 2,307,041  | 2               | 5,250     | 1                 | 17,907    | 282    | 2,330,198  |
| TAX OTHER THAN LIEN    | 337             | 11,335,621 | 50              | 995,606   | 69                | 1,120,317 | 456    | 13,451,544 |
| TAX LIEN               | 57              | 760,942    | 29              | 156,200   | 25                | 252,765   | 111    | 1,169,907  |
| TORTS                  | 18              | 1,707,892  | 21              | 144,874   | 16                | 133,475   | 55     | 1,986,241  |
| VETERANS               | 3,903           | 3,108,089  | 20              | 11,986    | 47                | 41,002    | 3,970  | 3,161,077  |
| HABEAS CORPUS          | 2               |            | 7               |           |                   |           | 9      |            |
| MISCELLANEOUS          | 1,780           | 12,968,995 | 69              | 49,636    | 197               | 1,087,040 | 2,046  | 14,105,671 |
| TOTALS                 | 13,867          | 61,106,486 | 280             | 1,872,718 | 495               | 7,722,349 | 14,642 | 70,701,553 |

**TABLE 28.**  
**CIVIL MATTERS RECEIVED \***  
**FISCAL YEAR 1962**

| CAUSE OF ACTION        | U. S. PLAINTIFF |             | U. S. DEFENDANT |               | OTHER DESIGNATION |            | TOTAL  |               |
|------------------------|-----------------|-------------|-----------------|---------------|-------------------|------------|--------|---------------|
|                        | NUMBER          | AMOUNT      | NUMBER          | AMOUNT        | NUMBER            | AMOUNT     | NUMBER | AMOUNT        |
| ADMIRALTY              | 123             | 2,619,205   | 118             | 9,301,622     | 23                | 647,508    | 264    | 12,568,335    |
| CONTRACT ACTIONS       | 521             | 6,337,603   | 130             | 7,403,894     | 38                | 5,664,835  | 689    | 19,406,332    |
| NEGOTIABLE INSTRUMENTS | 7,035           | 20,503,181  | 247             | 2,137,455     | 156               | 1,527,748  | 7,438  | 24,168,384    |
| FRAUDS                 | 311             | 2,239,676   | 6               | 1,121,657     | 10                | 12,266     | 327    | 3,373,599     |
| ENFORCEMENTS           | 1,524           | 2,877,209   | 157             | 48,427        | 123               | 1,181      | 1,804  | 2,926,817     |
| FORFEITURES            | 1,743           | 1,041,872   | 41              | 219,571       | 20                | 2,120      | 1,804  | 1,263,563     |
| LAND REAL PROPERTY     | 176             | 3,151,228   | 327             | 560,445       | 143               | 27,560     | 646    | 3,739,233     |
| PATENT                 | 3               | 50          | 4               | 126,017       | 3                 | 35,000     | 10     | 161,067       |
| PENALTIES              | 788             | 3,496,223   | 4               | 4,954         | 14                | 22,832     | 806    | 3,524,009     |
| TAX OTHER THAN LIEN    | 888             | 72,648,379  | 1,753           | 140,009,501   | 301               | 4,029,070  | 2,942  | 216,686,950   |
| TAX LIEN               | 155             | 10,796,764  | 4,297           | 14,588,691    | 134               | 804,937    | 4,586  | 26,190,392    |
| TORTS                  | 89              | 2,644,340   | 1,488           | 5,171,652,182 | 127               | 2,526,719  | 1,704  | 5,176,823,241 |
| VETERANS               | 3,999           | 2,985,930   | 90              | 303,019       | 87                | 62,211     | 4,176  | 3,351,160     |
| HABEAS CORPUS          | 21              |             | 912             |               | 163               |            | 1,096  |               |
| MISCELLANEOUS          | 3,399           | 10,825,100  | 1,665           | 21,899,510    | 845               | 6,795,098  | 5,909  | 39,519,708    |
| TOTALS                 | 20,775          | 142,166,760 | 11,239          | 5,369,376,945 | 2,187             | 22,159,085 | 34,201 | 5,533,702,790 |

\* EXCLUDES LAND ACQUISITION MATTERS

**TABLE 29.**  
**CIVIL MATTERS TERMINATED OTHER THAN BY REACHING COURT DOCKETS**  
**FISCAL YEAR 1962**

| CAUSE OF ACTION        | U. S. PLAINTIFF |            | U. S. DEFENDANT |           | OTHER DESIGNATION |           | TOTAL  |            |
|------------------------|-----------------|------------|-----------------|-----------|-------------------|-----------|--------|------------|
|                        | NUMBER          | AMOUNT     | NUMBER          | AMOUNT    | NUMBER            | AMOUNT    | NUMBER | AMOUNT     |
| ADMIRALTY              | 17              | 7,662      | 4               | 8,338     |                   |           | 21     | 16,000     |
| CONTRACT ACTIONS       | 202             | 2,045,041  | 8               | 110,427   | 5                 | 179,303   | 215    | 2,334,771  |
| NEGOTIABLE INSTRUMENTS | 2,362           | 11,295,094 | 31              | 45,249    | 84                | 1,235,889 | 2,477  | 12,576,232 |
| FRAUDS                 | 241             | 693,592    | 3               | 5,157     | 8                 | 12,847    | 252    | 711,596    |
| ENFORCEMENTS           | 1,096           | 2,549,955  | 10              | 31,273    | 73                | 145,548   | 1,179  | 2,726,776  |
| FORFEITURES            | 172             | 6,863      | 6               | 2,500     | 5                 | 2,774     | 183    | 12,137     |
| LAND REAL PROPERTY     | 75              | 300,637    | 8               |           | 17                | 250       | 100    | 300,887    |
| PATENT                 | 3               | 779        | 1               |           | 1                 | 4,311     | 5      | 5,090      |
| PENALTIES              | 151             | 134,348    | 2               | 15,598    | 2                 |           | 155    | 149,946    |
| TAX OTHER THAN LIEN    | 229             | 2,867,739  | 109             | 887,316   | 59                | 292,346   | 397    | 4,047,401  |
| TAX LIEN               | 34              | 267,425    | 26              | 1,185     | 15                | 386,350   | 75     | 654,960    |
| TORTS                  | 16              | 352,831    | 69              | 802,522   | 19                | 68,000    | 104    | 1,223,353  |
| VETERANS               | 1,409           | 940,258    | 12              | 4,473     | 46                | 11,498    | 1,467  | 956,229    |
| HABEAS CORPUS          | 5               |            | 39              |           | 5                 |           | 49     |            |
| MISCELLANEOUS          | 1,196           | 1,319,230  | 125             | 128,768   | 211               | 166,165   | 1,532  | 1,614,163  |
| TOTALS                 | 7,208           | 22,781,454 | 453             | 2,042,806 | 550               | 2,505,281 | 8,211  | 27,329,541 |

TABLE 30.  
CIVIL SUITS FILED FISCAL YEAR 1962

| AGENCY INVOLVED                 | U. S. PLAINTIFF |             | U. S. DEFENDANT |               | OTHER DESIGNATION |            | TOTAL  |               |
|---------------------------------|-----------------|-------------|-----------------|---------------|-------------------|------------|--------|---------------|
|                                 | NUMBER          | AMOUNT      | NUMBER          | AMOUNT        | NUMBER            | AMOUNT     | NUMBER | AMOUNT        |
| AGRICULTURE                     | 861             | 12,795,825  | 204             | 5,002,189,628 | 66                | 623,313    | 1,131  | 5,015,608,766 |
| COMMERCE                        | 130             | 1,905,497   | 129             | 18,436,222    | 13                | 369,250    | 272    | 20,710,969    |
| DEFENSE                         | 1,131           | 5,666,659   | 730             | 68,223,812    | 120               | 4,083,977  | 1,981  | 77,974,448    |
| HEALTH EDUCATION<br>AND WELFARE | 1,521           | 39,190      | 527             | 4,679,191     | 116               | 79,100     | 2,164  | 4,797,481     |
| INTERIOR                        | 252             | 563,512     | 103             | 3,151,721     | 43                | 763,957    | 398    | 4,479,190     |
| JUSTICE                         | 239             | 2,495,552   | 811             | 7,337,277     | 258               | 688,928    | 1,308  | 10,521,757    |
| LABOR                           | 117             | 526,412     | 72              | 98,061        | 35                | 106,810    | 224    | 731,283       |
| POST OFFICE                     | 61              | 174,021     | 473             | 19,728,111    | 138               | 902,843    | 672    | 20,804,975    |
| STATE                           | 24              | 2,868       | 13              | 232,754       | 3                 |            | 40     | 235,622       |
| INTERNAL REVENUE                | 1,292           | 76,658,775  | 6,067           | 353,940,809   | 404               | 5,940,474  | 7,763  | 436,540,058   |
| TREASURY EXCL. IRS              | 187             | 1,172,148   | 55              | 3,292,452     | 21                | 252,017    | 263    | 4,716,617     |
| GENERAL ACCTG. OFFICE           | 2,133           | 2,562,174   | 39              | 84,170        | 14                | 348,022    | 2,186  | 2,994,366     |
| FEDERAL HOUSING                 | 3,351           | 15,489,654  | 660             | 11,927,683    | 65                | 534,244    | 4,076  | 27,951,581    |
| VETERANS ADMIN.                 | 452             | 1,080,397   | 137             | 6,212,395     | 27                | 564,468    | 616    | 7,857,260     |
| OTHER                           | 883             | 9,827,106   | 920             | 71,525,624    | 345               | 1,926,810  | 2,148  | 83,279,540    |
| TOTALS                          | 12,634          | 130,959,790 | 10,940          | 5,571,059,910 | 1,668             | 17,184,213 | 25,242 | 5,719,203,913 |

TABLE 31.  
CIVIL MATTERS RECEIVED FISCAL YEAR 1962

| AGENCY INVOLVED                 | U. S. PLAINTIFF |             | U. S. DEFENDANT |               | OTHER DESIGNATION |            | TOTAL  |               |
|---------------------------------|-----------------|-------------|-----------------|---------------|-------------------|------------|--------|---------------|
|                                 | NUMBER          | AMOUNT      | NUMBER          | AMOUNT        | NUMBER            | AMOUNT     | NUMBER | AMOUNT        |
| AGRICULTURE                     | 1,301           | 6,904,556   | 217             | 5,002,325,684 | 99                | 793,845    | 1,617  | 5,010,024,085 |
| COMMERCE                        | 165             | 1,694,473   | 129             | 18,429,222    | 14                | 541,622    | 308    | 20,665,317    |
| DEFENSE                         | 1,656           | 6,772,995   | 755             | 67,166,443    | 160               | 7,897,097  | 2,571  | 81,836,535    |
| HEALTH EDUCATION<br>AND WELFARE | 1,617           | 70,460      | 553             | 4,679,269     | 131               | 81,280     | 2,301  | 4,831,009     |
| INTERIOR                        | 314             | 660,401     | 106             | 3,160,891     | 47                | 763,957    | 467    | 4,585,249     |
| JUSTICE                         | 385             | 4,235,630   | 858             | 6,339,547     | 292               | 685,125    | 1,535  | 11,260,302    |
| LABOR                           | 125             | 692,009     | 73              | 98,061        | 46                | 108,071    | 244    | 898,141       |
| POST OFFICE                     | 129             | 224,026     | 482             | 19,724,245    | 185               | 902,843    | 796    | 20,851,114    |
| STATE                           | 25              | 4,687       | 18              | 232,754       | 4                 |            | 47     | 237,441       |
| INTERNAL REVENUE                | 3,238           | 82,922,027  | 6,142           | 153,954,501   | 512               | 4,688,600  | 9,892  | 241,565,128   |
| TREASURY EXCL. IRS              | 385             | 1,799,421   | 59              | 3,324,915     | 37                | 355,961    | 481    | 5,480,297     |
| GENERAL ACCTG. OFFICE           | 3,640           | 4,574,888   | 49              | 113,576       | 50                | 437,665    | 3,739  | 5,126,129     |
| FEDERAL HOUSING                 | 6,818           | 16,950,938  | 698             | 11,963,465    | 147               | 1,682,629  | 7,663  | 30,597,032    |
| VETERANS ADMIN.                 | 765             | 1,175,589   | 140             | 6,219,807     | 34                | 564,810    | 939    | 7,960,206     |
| OTHER                           | 1,154           | 13,269,790  | 960             | 71,644,565    | 429               | 2,655,580  | 2,543  | 87,569,935    |
| TOTALS                          | 21,717          | 141,951,890 | 11,239          | 5,369,376,945 | 2,187             | 22,159,085 | 35,143 | 5,533,487,920 |



TABLE 32.  
 APPEALS FILED AND CLOSED BY UNITED STATES ATTORNEYS OFFICES FISCAL YEAR 1962

| JUDICIAL DISTRICTS   | CRIMINAL |                      |                  |       |       | CIVIL |                      |                  |       |       |
|----------------------|----------|----------------------|------------------|-------|-------|-------|----------------------|------------------|-------|-------|
|                      | FILED    | CLOSED               |                  |       |       | FILED | CLOSED               |                  |       |       |
|                      |          | IN FAVOR<br>OF U. S. | AGAINST<br>U. S. | OTHER | TOTAL |       | IN FAVOR<br>OF U. S. | AGAINST<br>U. S. | OTHER | TOTAL |
| ALABAMA NORTHERN     | 1        |                      |                  | 1     | 1     | 3     |                      |                  | 2     | 2     |
| ALABAMA MIDDLE       |          | 1                    |                  | 1     | 2     | 4     | 1                    |                  | 2     | 1     |
| ALABAMA SOUTHERN     |          | 2                    |                  | 1     | 3     | 7     | 4                    |                  | 2     | 6     |
| ALASKA               | 2        |                      | 1                |       | 1     |       |                      |                  | 2     | 2     |
| ARIZONA              | 4        | 3                    |                  | 4     | 7     | 2     | 6                    | 2                | 7     | 15    |
| ARKANSAS EASTERN     |          |                      |                  |       |       | 5     | 3                    |                  | 6     | 9     |
| ARKANSAS WESTERN     | 2        |                      |                  | 1     | 16    | 3     | 1                    | 1                | 2     | 4     |
| CALIFORNIA NORTHERN  | 7        | 7                    | 5                | 4     | 16    | 23    | 8                    | 4                | 6     | 18    |
| CALIFORNIA SOUTHERN  | 15       | 26                   | 5                | 3     | 34    | 81    | 13                   | 5                | 15    | 39    |
| COLORADO             | 18       | 5                    |                  | 15    | 20    | 9     | 7                    | 2                | 2     | 11    |
| CONNECTICUT          | 6        | 3                    |                  | 1     | 4     |       | 2                    | 1                |       | 3     |
| DELAWARE             |          |                      |                  |       |       | 3     | 2                    |                  |       | 2     |
| DIST OF COLUMBIA     | 136      | 78                   | 7                | 42    | 127   | 74    | 36                   | 5                | 26    | 67    |
| FLORIDA NORTHERN     | 7        | 8                    |                  | 1     | 9     | 6     | 6                    | 1                | 1     | 8     |
| FLORIDA SOUTHERN     | 30       | 13                   | 2                | 3     | 18    | 50    | 6                    | 2                | 27    | 39    |
| GEORGIA NORTHERN     | 12       | 14                   |                  |       | 14    | 10    | 6                    |                  | 3     | 9     |
| GEORGIA MIDDLE       | 8        | 2                    | 3                | 3     | 8     | 5     | 4                    |                  | 2     | 6     |
| GEORGIA SOUTHERN     | 2        |                      |                  |       |       | 9     |                      | 2                | 3     | 5     |
| HAWAII               | 5        | 4                    |                  |       | 4     |       | 2                    |                  |       | 2     |
| IDAHO                | 3        | 1                    |                  | 1     | 1     | 2     | 2                    |                  |       | 2     |
| ILLINOIS NORTHERN    | 34       | 10                   |                  | 9     | 19    | 36    | 13                   | 3                | 27    | 43    |
| ILLINOIS EASTERN     | 2        | 3                    |                  |       | 3     |       |                      |                  |       |       |
| ILLINOIS SOUTHERN    | 3        |                      |                  |       |       | 1     |                      |                  |       |       |
| INDIANA NORTHERN     | 13       | 5                    |                  | 5     | 10    | 4     | 1                    | 1                |       | 2     |
| INDIANA SOUTHERN     | 2        | 2                    |                  |       | 2     | 5     | 1                    |                  | 3     | 4     |
| IOWA NORTHERN        |          | 2                    |                  |       | 2     | 2     | 1                    |                  | 1     | 2     |
| IOWA SOUTHERN        | 2        | 2                    |                  | 1     | 3     | 5     | 4                    |                  |       | 4     |
| KANSAS               | 14       | 9                    |                  | 3     | 12    | 29    | 14                   | 2                | 11    | 27    |
| KENTUCKY EASTERN     | 8        | 2                    |                  | 5     | 7     | 10    | 3                    | 1                | 8     | 12    |
| KENTUCKY WESTERN     | 4        | 6                    |                  |       | 6     | 3     | 4                    |                  | 2     | 6     |
| LOUISIANA EASTERN    | 3        |                      | 1                | 1     | 2     | 5     | 4                    | 2                | 4     | 10    |
| LOUISIANA WESTERN    | 3        | 1                    | 1                |       | 2     | 2     | 2                    |                  | 5     | 7     |
| MAINE                |          |                      |                  |       |       | 1     | 2                    |                  |       | 2     |
| MARYLAND             | 12       | 5                    |                  | 1     | 6     | 12    | 5                    | 1                | 5     | 11    |
| MASSACHUSETTS        | 17       | 4                    | 1                | 3     | 8     | 21    | 8                    | 2                | 9     | 19    |
| MICHIGAN EASTERN     | 6        | 6                    |                  |       | 6     | 14    | 5                    |                  | 5     | 10    |
| MICHIGAN WESTERN     |          | 1                    |                  | 2     | 3     | 1     | 2                    |                  | 2     | 4     |
| MINNESOTA            | 5        | 3                    |                  | 1     | 4     | 12    | 5                    | 1                | 2     | 8     |
| MISSISSIPPI N        | 2        | 2                    |                  | 1     | 3     | 3     | 7                    |                  | 3     | 10    |
| MISSISSIPPI S        | 1        |                      |                  |       |       | 18    | 1                    |                  | 6     | 7     |
| MISSOURI EASTERN     | 39       | 20                   |                  | 21    | 41    | 12    | 1                    | 2                | 3     | 6     |
| MISSOURI WESTERN     | 14       | 11                   |                  | 3     | 15    | 5     | 5                    | 1                |       | 6     |
| MONTANA              |          |                      | 1                |       | 1     |       |                      |                  | 1     | 1     |
| NEBRASKA             | 1        |                      |                  |       |       | 4     | 4                    |                  |       | 4     |
| NEVADA               | 6        | 4                    |                  | 1     | 5     | 2     |                      | 1                | 2     | 3     |
| NEW HAMPSHIRE        | 2        |                      |                  |       |       |       | 1                    | 1                |       | 2     |
| NEW JERSEY           | 18       | 10                   |                  | 5     | 15    | 21    | 10                   | 2                | 4     | 16    |
| NEW MEXICO           | 1        | 3                    |                  |       | 3     | 7     | 5                    |                  | 2     | 7     |
| NEW YORK NORTHERN    |          |                      |                  |       |       |       |                      | 1                |       | 1     |
| NEW YORK EASTERN     | 18       | 9                    | 1                | 8     | 18    | 3     | 2                    |                  | 5     | 7     |
| NEW YORK SOUTHERN    | 65       | 24                   | 5                | 7     | 36    | 46    | 25                   | 3                | 11    | 39    |
| NEW YORK WESTERN     | 2        |                      | 1                |       | 2     | 1     | 6                    | 2                |       | 8     |
| N CAROLINA EASTERN   | 3        | 4                    |                  | 2     | 6     | 1     | 1                    |                  |       | 1     |
| N CAROLINA MIDDLE    | 5        | 5                    |                  |       | 5     | 3     | 1                    |                  |       | 1     |
| N CAROLINA WESTERN   | 3        | 2                    |                  | 4     | 6     | 9     | 3                    |                  | 5     | 8     |
| NORTH DAKOTA         | 3        | 3                    |                  |       | 3     | 2     |                      |                  | 1     | 1     |
| OHIO NORTHERN        | 10       | 4                    |                  | 2     | 6     | 8     | 6                    |                  | 7     | 13    |
| OHIO SOUTHERN        | 5        | 1                    |                  | 1     | 2     | 2     |                      |                  | 1     | 1     |
| OKLAHOMA NORTHERN    | 9        | 8                    |                  | 5     | 13    | 21    | 14                   | 21               | 1     | 36    |
| OKLAHOMA EASTERN     | 2        | 2                    | 1                |       | 3     | 4     | 1                    |                  | 1     | 2     |
| OKLAHOMA WESTERN     | 2        |                      |                  |       |       | 4     | 4                    | 1                | 1     | 6     |
| OREGON               | 1        |                      |                  | 1     | 1     |       | 3                    | 2                | 3     | 8     |
| PENNSYLVANIA EASTERN | 6        | 3                    |                  | 1     | 4     | 14    | 5                    | 1                | 16    | 22    |
| PENNSYLVANIA MIDDLE  | 2        | 7                    |                  | 1     | 8     | 8     | 8                    |                  | 3     | 11    |
| PENNSYLVANIA WESTERN | 10       | 7                    | 2                | 3     | 12    | 19    | 3                    | 1                | 7     | 11    |
| PUERTO RICO          | 4        | 1                    |                  | 3     | 4     | 6     |                      |                  | 1     | 1     |
| RHODE ISLAND         |          |                      |                  | 1     | 1     | 3     | 2                    |                  | 1     | 3     |
| S CAROLINA EASTERN   | 3        | 2                    |                  |       | 2     | 4     | 4                    | 1                |       | 5     |
| S CAROLINA WESTERN   |          | 1                    |                  |       | 1     | 1     | 2                    | 1                |       | 3     |
| SOUTH DAKOTA         |          |                      |                  |       |       | 2     | 1                    |                  | 1     | 2     |
| TENNESSEE EASTERN    | 18       | 9                    | 1                | 4     | 14    | 6     | 2                    |                  | 2     | 4     |
| TENNESSEE MIDDLE     | 5        | 12                   |                  |       | 12    | 1     |                      |                  | 3     | 3     |
| TENNESSEE WESTERN    | 2        |                      |                  | 1     | 1     | 2     | 2                    |                  |       | 2     |
| TEXAS NORTHERN       | 7        |                      | 1                | 1     | 2     | 14    | 2                    | 1                | 3     | 6     |
| TEXAS EASTERN        | 1        |                      |                  |       |       | 3     | 2                    |                  | 1     | 3     |
| TEXAS SOUTHERN       | 7        | 6                    |                  | 2     | 8     | 7     | 4                    | 2                | 1     | 7     |
| TEXAS WESTERN        | 10       | 7                    |                  |       | 7     | 7     | 4                    |                  | 3     | 7     |
| UTAH                 | 10       | 2                    |                  | 1     | 3     | 8     | 1                    |                  | 4     | 5     |
| VERMONT              | 1        |                      |                  |       |       | 2     | 1                    |                  |       | 1     |
| VIRGINIA EASTERN     | 8        | 12                   |                  | 5     | 17    | 21    | 21                   |                  | 15    | 36    |
| VIRGINIA WESTERN     |          |                      |                  |       |       | 6     | 1                    |                  | 4     | 5     |
| WASHINGTON EASTERN   | 2        |                      |                  |       |       | 3     | 1                    |                  |       | 1     |
| WASHINGTON WESTERN   | 10       | 3                    |                  |       | 3     | 17    | 6                    | 2                | 5     | 13    |
| WEST VIRGINIA N      |          |                      |                  |       |       | 1     | 1                    |                  |       | 1     |
| WEST VIRGINIA S      | 1        | 1                    |                  |       | 1     | 3     |                      |                  | 2     | 2     |
| WISCONSIN EASTERN    | 1        | 5                    | 1                |       | 6     | 1     |                      |                  |       |       |
| WISCONSIN WESTERN    | 4        |                      |                  | 5     | 5     |       | 1                    |                  |       | 1     |
| WYOMING              |          |                      |                  |       |       | 3     | 3                    |                  | 2     | 5     |
| CANAL ZONE           | 2        |                      |                  |       |       |       |                      |                  |       |       |
| GUAM                 |          |                      |                  | 1     | 1     |       |                      |                  |       |       |
| VIRGIN ISLANDS       |          | 1                    |                  |       | 1     |       |                      |                  |       |       |
| TOTALS               | 714      | 419                  | 41               | 202   | 662   | 797   | 360                  | 84               | 321   | 765   |

TABLE 33.  
LAND CONDEMNATION CASES AND TRACTS HANDLED BY UNITED STATES ATTORNEYS DURING FISCAL YEAR 1962

|                      | CASES<br>PENDING<br>7-1-61 | CASES<br>RECEIVED | CASES<br>CLOSED | CASES<br>PENDING<br>6-30-62 | TRACTS<br>PENDING<br>7-1-61 | TRACTS<br>RECEIVED | TRACTS<br>CLOSED | TRACTS<br>PENDING<br>6-30-62 |
|----------------------|----------------------------|-------------------|-----------------|-----------------------------|-----------------------------|--------------------|------------------|------------------------------|
| ALABAMA NORTHERN     | 2                          | 1                 | 1               | 2                           | 75                          | 1                  | 3                | 73                           |
| ALABAMA MIDDLE       | 4                          | 9                 | 7               | 6                           | 52                          | 45                 | 76               | 21                           |
| ALABAMA SOUTHERN     | 12                         | 1                 | 5               | 8                           | 46                          | 12                 | 11               | 47                           |
| ALASKA               | 8                          | 3                 | 3               | 8                           | 22                          | 9                  | 7                | 24                           |
| ARIZONA              | 39                         | 12                | 6               | 45                          | 528                         | 362                | 14               | 876                          |
| ARKANSAS EASTERN     | 98                         | 24                | 6               | 116                         | 1,055                       | 106                | 209              | 952                          |
| ARKANSAS WESTERN     | 31                         | 27                | 5               | 53                          | 263                         | 278                | 73               | 468                          |
| CALIFORNIA NORTHERN  | 131                        | 40                | 32              | 139                         | 1,349                       | 309                | 184              | 1,474                        |
| CALIFORNIA SOUTHERN  | 105                        | 21                | 40              | 86                          | 6,771                       | 661                | 1,909            | 5,523                        |
| COLORADO             | 15                         | 17                | 4               | 28                          | 63                          | 90                 | 11               | 142                          |
| CONNECTICUT          | 12                         | 3                 | 2               | 13                          | 34                          | 10                 | 15               | 29                           |
| DELAWARE             | 11                         | 1                 | 1               | 11                          | 20                          | 1                  | 1                | 20                           |
| DIST OF COLUMBIA     | 49                         | 8                 | 15              | 42                          | 543                         | 20                 | 386              | 177                          |
| FLORIDA NORTHERN     | 6                          | 3                 | 5               | 4                           | 190                         | 6                  | 174              | 22                           |
| FLORIDA SOUTHERN     | 21                         | 23                | 13              | 31                          | 196                         | 189                | 89               | 296                          |
| GEORGIA NORTHERN     | 31                         | 1                 | 9               | 23                          | 178                         | 2                  | 109              | 71                           |
| GEORGIA MIDDLE       | 27                         | 6                 | 10              | 23                          | 248                         | 28                 | 118              | 158                          |
| GEORGIA SOUTHERN     | 5                          | 2                 | 3               | 4                           | 12                          | 4                  | 6                | 10                           |
| HAWAII               |                            | 3                 |                 | 3                           |                             | 33                 |                  | 33                           |
| IDAHO                | 8                          | 10                | 10              | 8                           | 46                          | 36                 | 53               | 29                           |
| ILLINOIS NORTHERN    | 31                         | 5                 | 8               | 28                          | 285                         | 15                 | 59               | 241                          |
| ILLINOIS EASTERN     | 17                         | 6                 | 2               | 23                          | 70                          | 35                 | 4                | 101                          |
| ILLINOIS SOUTHERN    | 5                          | 2                 | 1               | 6                           | 18                          | 4                  | 6                | 16                           |
| INDIANA NORTHERN     | 7                          | 2                 | 2               | 7                           | 20                          | 3                  | 5                | 18                           |
| INDIANA SOUTHERN     | 16                         | 9                 | 9               | 16                          | 152                         | 64                 | 28               | 188                          |
| IOWA NORTHERN        | 8                          |                   | 3               | 5                           | 65                          | 7                  | 59               | 13                           |
| IOWA SOUTHERN        | 18                         | 11                | 9               | 20                          | 104                         | 123                | 68               | 159                          |
| KANSAS               | 214                        | 71                | 20              | 265                         | 1,047                       | 714                | 97               | 1,664                        |
| KENTUCKY EASTERN     | 44                         | 11                | 3               | 52                          | 603                         | 148                | 162              | 589                          |
| KENTUCKY WESTERN     | 18                         | 18                | 4               | 32                          | 251                         | 336                | 82               | 505                          |
| LOUISIANA EASTERN    | 13                         | 4                 | 2               | 15                          | 377                         | 5                  | 101              | 281                          |
| LOUISIANA WESTERN    | 34                         | 7                 | 15              | 26                          | 226                         | 112                | 97               | 241                          |
| MAINE                | 18                         | 2                 | 9               | 11                          | 50                          | 4                  | 18               | 36                           |
| MARYLAND             | 33                         | 8                 | 4               | 37                          | 217                         | 13                 | 25               | 205                          |
| MASSACHUSETTS        | 40                         | 26                | 13              | 53                          | 407                         | 187                | 145              | 449                          |
| MICHIGAN EASTERN     | 11                         | 3                 | 2               | 12                          | 72                          | 8                  | 27               | 53                           |
| MICHIGAN WESTERN     | 6                          | 9                 | 5               | 10                          | 14                          | 11                 | 10               | 15                           |
| MINNESOTA            | 7                          | 11                | 3               | 15                          | 39                          | 11                 | 13               | 35                           |
| MISSISSIPPI N        | 11                         | 11                | 2               | 20                          | 42                          | 125                | 19               | 148                          |
| MISSISSIPPI S        | 11                         |                   | 4               | 7                           | 64                          | 6                  | 51               | 19                           |
| MISSOURI EASTERN     | 7                          | 6                 | 8               | 5                           | 33                          | 8                  | 34               | 7                            |
| MISSOURI WESTERN     | 73                         | 22                | 25              | 70                          | 518                         | 86                 | 309              | 295                          |
| MONTANA              | 42                         | 32                | 12              | 62                          | 223                         | 169                | 73               | 321                          |
| NEBRASKA             | 61                         | 20                | 10              | 71                          | 396                         | 132                | 136              | 393                          |
| NEVADA               | 19                         | 2                 | 8               | 13                          | 43                          | 2                  | 14               | 31                           |
| NEW HAMPSHIRE        | 23                         | 6                 | 3               | 26                          | 301                         | 33                 | 80               | 254                          |
| NEW JERSEY           | 36                         | 6                 | 18              | 24                          | 582                         | 15                 | 265              | 332                          |
| NEW MEXICO           | 22                         | 4                 | 10              | 16                          | 293                         | 69                 | 60               | 302                          |
| NEW YORK NORTHERN    | 29                         | 5                 | 7               | 27                          | 100                         | 21                 | 31               | 90                           |
| NEW YORK EASTERN     | 17                         | 3                 | 8               | 12                          | 183                         | 3                  | 109              | 77                           |
| NEW YORK SOUTHERN    | 6                          | 8                 | 7               | 7                           | 12                          | 10                 | 5                | 17                           |
| NEW YORK WESTERN     | 23                         |                   | 6               | 17                          | 65                          |                    | 22               | 43                           |
| N CAROLINA EASTERN   | 25                         | 3                 | 1               | 27                          | 181                         | 3                  | 14               | 170                          |
| N CAROLINA MIDDLE    | 9                          | 3                 |                 | 12                          | 68                          | 54                 |                  | 122                          |
| N CAROLINA WESTERN   | 1                          |                   | 1               |                             | 7                           |                    | 7                |                              |
| NORTH DAKOTA         | 17                         | 7                 | 7               | 17                          | 166                         | 75                 | 26               | 215                          |
| OHIO NORTHERN        | 41                         | 3                 | 1               | 43                          | 368                         | 62                 | 12               | 418                          |
| OHIO SOUTHERN        | 30                         | 28                | 11              | 67                          | 469                         | 480                | 161              | 788                          |
| OKLAHOMA NORTHERN    | 168                        | 21                | 6               | 183                         | 2,690                       | 338                | 736              | 2,292                        |
| OKLAHOMA EASTERN     | 113                        | 27                | 11              | 129                         | 1,689                       | 450                | 408              | 1,731                        |
| OKLAHOMA WESTERN     | 71                         | 15                | 32              | 54                          | 357                         | 45                 | 133              | 269                          |
| OREGON               | 91                         | 22                | 24              | 89                          | 251                         | 80                 | 56               | 275                          |
| PENNSYLVANIA EASTERN | 14                         | 6                 | 5               | 15                          | 48                          | 6                  | 14               | 40                           |
| PENNSYLVANIA MIDDLE  | 26                         | 3                 | 10              | 19                          | 326                         | 7                  | 202              | 131                          |
| PENNSYLVANIA WESTERN | 7                          | 28                | 21              | 14                          | 88                          | 143                | 75               | 156                          |
| PUERTO RICO          | 4                          | 1                 | 1               | 4                           | 41                          | 36                 | 20               | 57                           |
| RHODE ISLAND         | 4                          |                   | 2               | 2                           | 5                           |                    | 3                | 2                            |
| S CAROLINA EASTERN   | 14                         | 1                 | 5               | 10                          | 21                          | 39                 | 12               | 48                           |
| S CAROLINA WESTERN   | 24                         | 3                 | 3               | 24                          | 261                         | 3                  | 161              | 103                          |
| SOUTH DAKOTA         | 60                         | 28                | 18              | 70                          | 535                         | 354                | 130              | 759                          |
| TENNESSEE EASTERN    | 1                          | 2                 |                 | 3                           | 8                           | 2                  |                  | 10                           |
| TENNESSEE MIDDLE     | 42                         | 3                 | 25              | 20                          | 213                         | 103                | 189              | 127                          |
| TENNESSEE WESTERN    | 3                          |                   | 3               |                             | 11                          |                    | 11               |                              |
| TEXAS NORTHERN       | 47                         | 39                | 10              | 76                          | 274                         | 291                | 76               | 489                          |
| TEXAS EASTERN        | 157                        | 49                | 40              | 166                         | 1,107                       | 433                | 217              | 1,323                        |
| TEXAS SOUTHERN       | 40                         | 2                 | 5               | 37                          | 522                         | 20                 | 81               | 461                          |
| TEXAS WESTERN        | 99                         | 20                | 24              | 95                          | 780                         | 126                | 175              | 731                          |
| UTAH                 | 3                          | 7                 | 5               | 5                           | 105                         | 7                  | 83               | 29                           |
| VERMONT              | 20                         | 3                 | 12              | 11                          | 118                         | 10                 | 84               | 44                           |
| VIRGINIA EASTERN     | 76                         | 10                | 23              | 63                          | 654                         | 70                 | 270              | 454                          |
| VIRGINIA WESTERN     | 7                          | 3                 | 5               | 5                           | 31                          | 11                 | 21               | 21                           |
| WASHINGTON EASTERN   | 90                         | 28                | 20              | 98                          | 503                         | 99                 | 101              | 501                          |
| WASHINGTON WESTERN   | 38                         | 19                | 12              | 45                          | 134                         | 75                 | 41               | 168                          |
| WEST VIRGINIA N      | 6                          | 3                 | 4               | 5                           | 40                          | 17                 | 22               | 35                           |
| WEST VIRGINIA S      | 20                         | 13                | 1               | 32                          | 177                         | 131                | 11               | 297                          |
| WISCONSIN EASTERN    | 10                         | 2                 | 5               | 7                           | 51                          | 2                  | 27               | 26                           |
| WISCONSIN WESTERN    | 3                          |                   | 1               | 2                           | 6                           |                    | 2                | 4                            |
| WYOMING              | 10                         | 5                 | 9               | 6                           | 76                          | 52                 | 91               | 37                           |
| CANAL ZONE           |                            |                   |                 |                             |                             |                    |                  |                              |
| GUAM                 | 10                         | 1                 | 4               | 7                           | 373                         | 10                 | 305              | 78                           |
| VIRGIN ISLANDS       |                            |                   |                 |                             |                             |                    |                  |                              |
| TOTALS               | 2,996                      | 953               | 784             | 3,125                       | 31,319                      | 8,316              | 9,641            | 29,994                       |