

U.S. Department of Justice

FY 2020 PERFORMANCE BUDGET

OFFICE OF JUSTICE PROGRAMS



March 2019

Table of Contents

I.	Overview	4
II.	Summary of Program Changes	18
III.	Appropriations Language	22
IV.	OJP Programs and Performance by Appropriation Account	32
	A. Management and Administration	33
	1. Account Description	33
	2. Performance Table	33
	B. Research, Evaluation, and Statistics	34
	1. Account Description	34
	2. Performance Tables	36
	C. State and Local Law Enforcement Assistance	40
	1. Account Description	40
	2. Performance Tables	44
	D. Juvenile Justice Programs	55
	1. Account Description	55
	2. Performance Tables	57
	E. Public Safety Officers' Benefits	61
	1. Account Description	61
	2. Performance Tables	62
	F. Crime Victims Fund	63
	1. Account Description	63
	2. Performance Tables	67
	G. Domestic Trafficking Victims' Fund (Mandatory)	70
	1. Account Description	70
	2. Performance Tables	71
V.	Program Increases by Item	73
	A. Violent Gang and Gun Crime Reduction/Project Safe Neighborhoods (PSN)	74
	B. Research, Evaluation and Demonstration	78
	C. Public Safety Officers' Death Benefits Program (Mandatory Funding)	80
	D. National Criminal Records History Improvement Program	82
	E. STOP School Violence Act	85
	F. Missing and Exploited Children	88

G. Improving Juvenile Indigent Defense Program	91
H. Southwest Border Rural Law Enforcement Violent Crime Reduction Initiative	94
I. Corrections-Related Research, Training, and Technical Assistance	97
VI. Program Decreases by Item	98
A. Byrne Justice Assistance Grants	99
B. DNA Initiative	102
C. NICS Act Record Improvement Program	105
D. Community Oriented Policing Services (COPS) Hiring Program (CHP)	108
D. Paul Coverdell Grants	112
E. Delinquency Prevention Program	114
F. Youth Mentoring Program	118
G. Crime Victims Fund	121
G. OJP Program Eliminations, Shifts, and Reductions	125
VII. Exhibits	129
A. Organizational Chart	
B. Summary of Requirements	
C. FY 2020 Program Increases/Offsets by Decision Unit	
D. Resources by DOJ Strategic Goal/Objective	
E. Justification for Technical and Base Adjustments	
F. Crosswalk of 2018 Availability	
G. Crosswalk of 2019 Availability	
H. Summary of Reimbursable Resources	
I. Detail of Permanent Positions by Category	
J. Financial Analysis of Program Changes	
K. Summary of Requirements by Object Class	
L. Status of Congressionally Requested Studies, Reports, and Evaluations	

I. Overview

**Department of Justice
Office of Justice Programs
FY 2020 President’s Budget Request
Overview**



Mission

The mission of the Office of Justice Programs (OJP) is to be the best crime-fighting-supporting, law enforcement-supporting, victim-supporting agency possible by effectively deploying and sharing OJP’s grant funds and other financial resources, research, statistics, and national criminal justice expertise and leadership with state, local, and tribal criminal justice stakeholders.

Strategy

OJP accomplishes its mission by providing federal leadership in developing the Nation’s capacity to prevent and reduce crime, enhance public safety, strengthen law enforcement, improve officer safety, expand services for victims of crime, and enforce victims’ rights. OJP works in partnership with the justice community to identify the most pressing crime-related challenges confronting the justice system. OJP and its offices advance proven programs backed by scientific research and evaluation, as well as innovative approaches that are evidence-informed and promise demonstrable results in our communities. OJP works to address public safety needs by supporting law enforcement, prosecution and courts, corrections, and crime reduction programs in state, local, and tribal jurisdictions; assisting victims of crime; providing training and technical assistance to justice practitioners and professionals; and advancing ground-breaking research.

FY 2020 OJP Budget Request At-A-Glance	
FY 2019 Discretionary C.R. Rate:	\$2,077.3 million
FY 2020 Discretionary President’s Budget:	\$1,840.0 million
Discretionary Program Change:	-\$237.3 million

FY 2019 Mandatory C.R. Rate:	\$4,534.0 million
FY 2020 Mandatory President’s Budget:	\$2,421.0 million
Mandatory Program Change:	-\$2,113.0 million
Total, FY 2020 President’s Budget Request:	\$4,261.0 million

Resources

In FY 2020, OJP requests \$1,840.0 million in discretionary funding, which is \$237.3 million below the FY 2019 C.R. Rate. OJP also requests \$2,421.0 million in mandatory funding, which is \$2,113.0 million below the FY 2019 C.R. Rate. The FY 2020 Budget proposes an \$85.0 million cancellation of prior year discretionary balances (including \$70 million in OJP balances and \$15 million from balances in COPS).

Personnel

The FY 2020 President's Budget seeks to streamline grant administration, management, and oversight functions. Currently, DOJ has three separate administrative offices that support its grant programs: 1) OJP, 2) the Office of Community Oriented Policing Services (COPS Office), and 3) the Office on Violence Against Women (OVW).

The FY 2020 President's Budget proposes to consolidate the COPS Office and the activities of the National Institute of Corrections (NIC), along with associated personnel, within OJP. OJP's positions for FY 2020 total 644, including 69 positions transferred from COPS and 34 positions transferred from NIC.

Organization

OJP is headed by an Assistant Attorney General (AAG) who leads OJP, sets programmatic priorities for the agency, and ensures the goals of the Administration and the Department are supported. OJP has six program offices: 1) the Bureau of Justice Assistance (BJA); 2) the Bureau of Justice Statistics (BJS); 3) the National Institute of Justice (NIJ); 4) the Office of Juvenile Justice and Delinquency Prevention (OJJDP); 5) the Office for Victims of Crime (OVC); and 6) the Office of Sex Offender Sentencing, Monitoring, Apprehending, Registering, and Tracking (SMART Office). The AAG is appointed by the President and confirmed by the Senate. All other OJP program office heads are presidentially appointed.

Budget Structure

OJP's budget structure is comprised of the following six appropriation accounts:

1. **Research, Evaluation, and Statistics:** Provides grants, contracts, and cooperative agreements for research, development, and evaluation and supports development and dissemination of quality statistical and scientific information.
2. **State and Local Law Enforcement Assistance:** Funds programs that establish and build on partnerships with state, local, and tribal governments, as well as community and faith-based organizations. These programs provide federal leadership on high-priority criminal justice concerns such as law enforcement safety, violent crime, gang activity, offender recidivism, illegal drugs, law enforcement information sharing, and related justice system issues.
3. **Juvenile Justice Programs:** Supports the efforts of state, local, and tribal governments, as well as private organizations, to develop and implement effective and innovative juvenile justice programs.

4. **Public Safety Officers' Benefits:** Provides benefits to public safety officers who are permanently and totally disabled in the line of duty and to the families and survivors of public safety officers killed or permanently and totally disabled in the line of duty.
5. **Crime Victims Fund:** Provides compensation to victims of crime, supports victims' services, and builds capacity to improve responsiveness to the needs of crime victims.
6. **Domestic Trafficking Victims Fund:** Provides support through grant programs to expand and improve services for domestic victims of trafficking and victims of child pornography.

FY 2020 OJP Priorities

OJP's FY 2020 budget request focuses on the following priorities: 1) reduce and prevent violent crime and improve public safety; 2) promote officer safety and wellness; 3) combat the opioid epidemic; 4) reduce and prevent school violence and improve juvenile justice systems; and 5) support victims of crime. The request includes increases over the FY 2019 C.R. Rate for Project Safe Neighborhoods (PSN), Public Safety Officers' (Death) Benefits, STOP School Violence Act, Missing and Exploited Children, and the Juvenile Justice Prosecution and Defense Process Improvement Program (*formerly Improving Juvenile Indigent Defense Program*). Further, the budget continues to include critical funding for the Byrne Justice Assistance Grants (JAG) Program, as well as seeks Crime Victims Fund reform through an authorizing proposal that would provide a more consistent stream of funding for the program, allowing for long-term program planning that will better serve the victims of crime.

Reduce and Prevent Violent Crime and Improve Public Safety

The following programs support jurisdictions facing high levels of violent crime based on the challenges and resources of each community.

Violent Gang and Gun Crime Reduction Program/Project Safe Neighborhoods (PSN)

The FY 2020 President's Budget request includes \$100.0 million for the Violent Gang and Gun Crime Reduction/PSN program, which is a central component of the Department's efforts to reduce violent crime. This program will provide additional support for PSN activities at the local level. Under this program, grants will be awarded to local law enforcement agencies, outreach and prevention service providers, and researchers to support activities implementing local PSN anti-violence strategies. OJP anticipates awarding funds to all 94 districts using a funding formula that includes crime rate data and other indicators of overall need in order to best target resources.

The PSN Initiative is based on a proven program model that relies on partnerships of federal, state, and local agencies led by the U.S. Attorney in each federal judicial district to enhance the effectiveness of its crime and violence reduction efforts. The National Institute of Justice (NIJ) identifies this model and many variations as effective on its CrimeSolutions.gov website.

Byrne Justice Assistance Grants (JAG) Program

The FY 2020 President's Budget requests a total of \$405.2 million for the Byrne JAG program, which is the primary source of flexible funding for state, local, and tribal jurisdictions across all

components of the criminal justice system, from drug and gang task forces to crime prevention and domestic violence programs, courts, corrections, treatment, border security, and justice information sharing initiatives.

State, local, and tribal governments rely on Byrne JAG funding to address critical gaps in their criminal justice systems in order to increase public safety and prevent crime. This could include overtime pay for officers, vehicles and equipment, information sharing system and technology upgrades, and interagency task force operations.

Beginning in FY 2018, jurisdictions have been required to dedicate a small percentage of their awards on National Incident Based Reporting System (NIBRS) compliance. NIBRS is an incident-based system used by law enforcement agencies for collecting and reporting data on crimes. The FBI plans to transition its Uniform Crime Reporting program to a NIBRS only data collection by 2021.

The FY 2020 President's Budget request includes \$5.0 million for Public Safety Partnership (PSP) as a carveout under Byrne JAG. High-crime jurisdictions may benefit from the intensive technical assistance model of the PSP program. The program leverages DOJ resources to reduce violence in cities with the highest violent crime rates in the nation. The partnership includes OJP (including the COPS Office), the Office on Violence Against Women (OVW), the Federal Bureau of Investigation (FBI), the Drug Enforcement Administration (DEA), the Bureau of Alcohol, Tobacco, Firearms and Explosives (ATF), and the U.S. Marshals Service (USMS).

A new \$6.0 million carveout under Byrne JAG for the Southwest Border Rural Law Enforcement Violent Crime Initiative is included in the FY 2020 budget request. This initiative will provide resources and training and technical assistance to rural law enforcement agencies along and near the Southwest Border to address precipitous increases of crime unique to this region, as well as promote communication and collaboration between federal, state, local, and tribal agencies.

Second Chance Act (SCA) Program

The SCA program provides grants to help corrections and public safety agencies implement reentry programming to help those returning to communities after a prison or jail sentence. Successful reintegration will reduce rates of criminal recidivism, thus increasing public safety. This program provides grants to help state, local, and tribal corrections and public safety agencies implement and improve a variety of reentry services including housing, educational and employment assistance, mentoring relationships, mental health services, substance abuse treatment services, and family-support services.

In December 2018, the President signed into law the First Step Act. The Act seeks to reduce recidivism, refine sentencing laws, and eliminate disproportionate penalties for certain crimes. In addition to reauthorizing key Second Chance Act programs, the First Step Act directs the National Institute of Justice (NIJ) to evaluate the effectiveness of grants awarded by DOJ to support offender reentry and recidivism reduction programs at the state, local and tribal levels not later than five years after its enactment. The FY 2020 Budget requests an additional \$1.5 million for NIJ to support the first phase of this evaluation, which will focus on identifying appropriate outcome measures for SCA programs.

Improving prisoner reentry programs is an ongoing challenge for many state, local, and tribal jurisdictions. A significant body of research indicates properly designed and implemented reentry programs can play an important part in reducing criminal recidivism and improving outcomes for those released from prison or jail.

Promote Officer Safety and Wellness

OJP continues to support the Administration's priority to protect the safety and wellness of the Nation's law enforcement officers.

VALOR

The FY 2020 President's Budget includes \$15.0 million for the Officer Robert Wilson III Preventing Violence Against Law Enforcement Officers and Ensuring Officer Resilience and Survivability (VALOR) Initiative. The VALOR Initiative seeks to prevent violence against law enforcement officers and ensure officer safety, resilience, wellness, and survivability following violent encounters during the course of their duties. The initiative provides multifaceted and innovative training, technical assistance, and specialized programs to state, local, and tribal law enforcement. VALOR is a carveout of the Byrne JAG Program.

Police Act

The Police Act program aims to improve the safety and resiliency of law enforcement officers, other first responders, and communities nationwide through multidisciplinary training to counter active shooter threats or acts of terrorism against individuals or facilities; and to enhance the ability of law enforcement not only to secure the scene, but to increase the survivability of the event and protect officers and first responders from the long-term effects of exposure to trauma. In FY 2020, the President's Budget requests \$10.0 million for this program as a carveout of the COPS Hiring Program.

Reducing School Violence and Improving Juvenile Justice Systems

Recent high-profile incidents of school violence have prompted many state, local, and tribal law enforcement agencies and school districts to look for more effective ways to address school violence.

STOP School Violence Program

In FY 2020, OJP requests \$100.0 million for the STOP School Violence Program. Congress passed the STOP School Violence Act of 2018 to provide OJP and the COPS Office with additional resources to support school safety efforts. BJA and the COPS Office launched the Stop School Violence Act Program in FY 2018 and OJP plans to continue these efforts in FY 2020.

Part B: Formula Grants

The FY 2020 President's Budget also requests \$58.0 million for the Part B: Formula Grants Program, administered by the Office of Juvenile Justice and Delinquency Prevention (OJJDP). Part B is the core program that supports state, local, and tribal efforts to improve the fairness and responsiveness of the juvenile justice system and to increase accountability of the juvenile offender.

Prosecution and Defense Process Improvement Program (formerly Improving Juvenile Indigent Defense Program)

This request supports two areas of improvement for the juvenile justice system –prosecution and indigent defense. The juvenile prosecution component is a new addition to the program in FY 2020, and will support states in providing training and professional development and needed resources to ensure juvenile prosecutors have access to information that addresses the unique framework of the juvenile court. This program will promote model training and technical assistance designed specifically for newly assigned juvenile prosecutors; juvenile prosecutors handling complex and difficult cases; and training for elected prosecutors and their deputy leadership to effectively leverage resources and to develop policy innovation, accountability and performance measures for juvenile justice systems. The budget requests \$2.5 million—an increase of \$.500 million from the FY 2019 C.R. Rate—to prevent juvenile crime in the U.S. by improving juvenile indigent defense systems (\$1.25 million) and enhancing juvenile prosecutors’ abilities to prosecute (\$1.25 million).

Combating the Opioid Epidemic

The FY 2020 President’s Budget includes \$330.0 million for programs authorized by the Comprehensive Addiction Recovery Act, including \$145.0 million for OJP’s Comprehensive Opioid Abuse Program (COAP). COAP aims to reduce opioid abuse and the number of overdose fatalities and supports the implementation, enhancement, and proactive use of prescription drug monitoring programs to support clinical decision-making and prevent the misuse and diversion of controlled substances. In FY 2020, the President’s Budget proposes to expand the authorized use of COAP funds to address both opioid and stimulant abuse reduction activities, as states in some geographic regions are experiencing a high-rate of overdose deaths due to a deadly combination of cocaine (a stimulant) and fentanyl (an opioid) being sold on the streets.

In addition, the budget request also includes \$5 million for the Opioid-Affected Youth Initiative, which is a carveout of the Delinquency Prevention Program, administered by the Office of Juvenile Justice and Delinquency Prevention. This program supports the Administration’s priority of responding to the opioid epidemic by providing support services to children, youth, families, and communities affected by opioid abuse, including early intervention, prevention and diversion services for opioid-affected youth; and services to families with children linked to opioid abuse.

Supporting Victims of Crime

OJP continues to work to improve the way the Nation’s criminal justice system responds to victims.

Missing and Exploited Children Program

The FY 2020 President’s Budget requests \$81 million for Missing and Exploited Children Program (MECP), an increase of \$5 million from the FY 2019 C.R. This additional funding will support the Internet Crimes Against Children (ICAC) task forces, which work to enhance the investigative response to technology-facilitated crimes against children.

Victims of Trafficking

In FY 2020, \$77.0 million is requested for the Victims of Trafficking program to support ongoing collaborative efforts to identify, rescue, and assist victims of human trafficking across the country. Jointly administered by OVC and BJA, this program supports comprehensive and specialized victim services for trafficking victims, and coordinates awards to law enforcement and victim services providers located in the same geographic areas to support the development of ongoing human trafficking task forces. These task forces address the full range of public safety and criminal justice issues surrounding human trafficking.

Crime Victims Fund

The FY 2020 Department Budget repropose the Crime Victims Fund (CVF) reform included in the FY 2019 President's Budget. The CVF reform proposal would establish a \$2.3 billion mandatory annual appropriation for CVF. The Office for Victims of Crime (OVC) will provide formula and non-formula grants to the states to support crime victim compensation and victims services programs. Along with other reforms of the CVF, this provides more reliable funding for the program, allowing for long-term program planning that will better serve victims of crime.

Consolidations

The FY 2020 President's Budget includes a request of \$99.0 million to transfer the Office of Community Oriented Policing Services (COPS Office) to OJP. The COPS Office administers grants and provides expertise and other assistance in advancing public safety through the implementation of community policing strategies in jurisdictions of all sizes across the country. Community policing is a philosophy that promotes organizational strategies that support the systematic use of partnerships and problem-solving techniques to proactively address the immediate conditions that give rise to public safety issues such as crime, social disorder, and fear of crime.

The 2020 Budget proposes to transfer these community policing activities to OJP, including \$99 million and 69 FTE. This transfer will allow the Department to centralize and strengthen the partnerships it has with state and local law enforcement and to promote community policing not only through its hiring program, but also through the advancement of strategies for policing innovations and other innovative crime-fighting techniques.

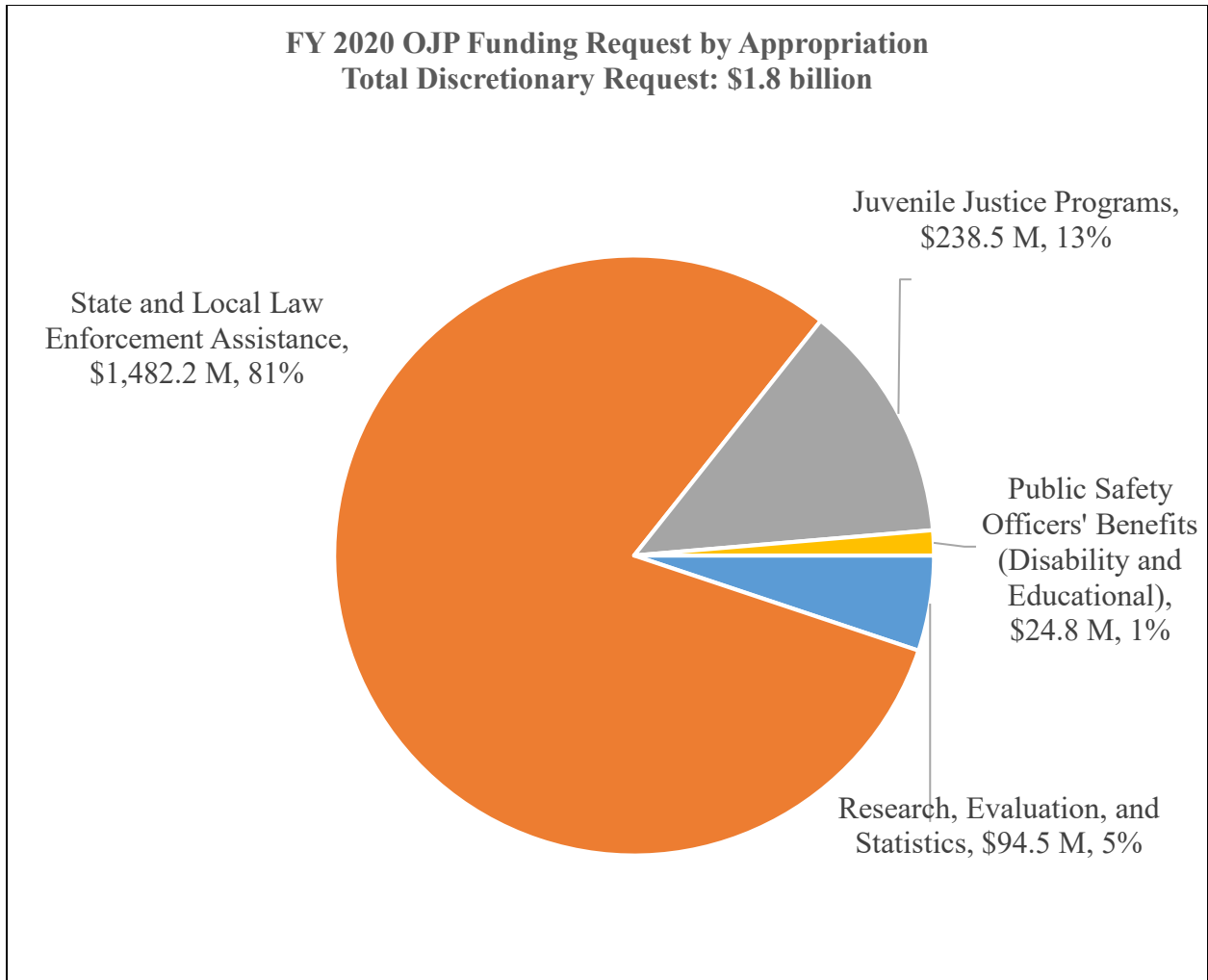
The FY 2020 budget request also includes \$8.0 million (and 34 positions) to transfer activities of the Bureau of Prisons' National Institute of Corrections (NIC) to OJP to help consolidate the Department's corrections research and evaluation programs and better align efforts to assist state local and tribal corrections professionals with OJP grant programs. Of the \$8.0 million requested, \$3.0 million is for the NIJ to conduct state and local corrections-related research and evaluation. The remaining \$5.0 million is for BJA to administer corrections-related training and technical assistance.

DOJ Strategic Goals and Objectives

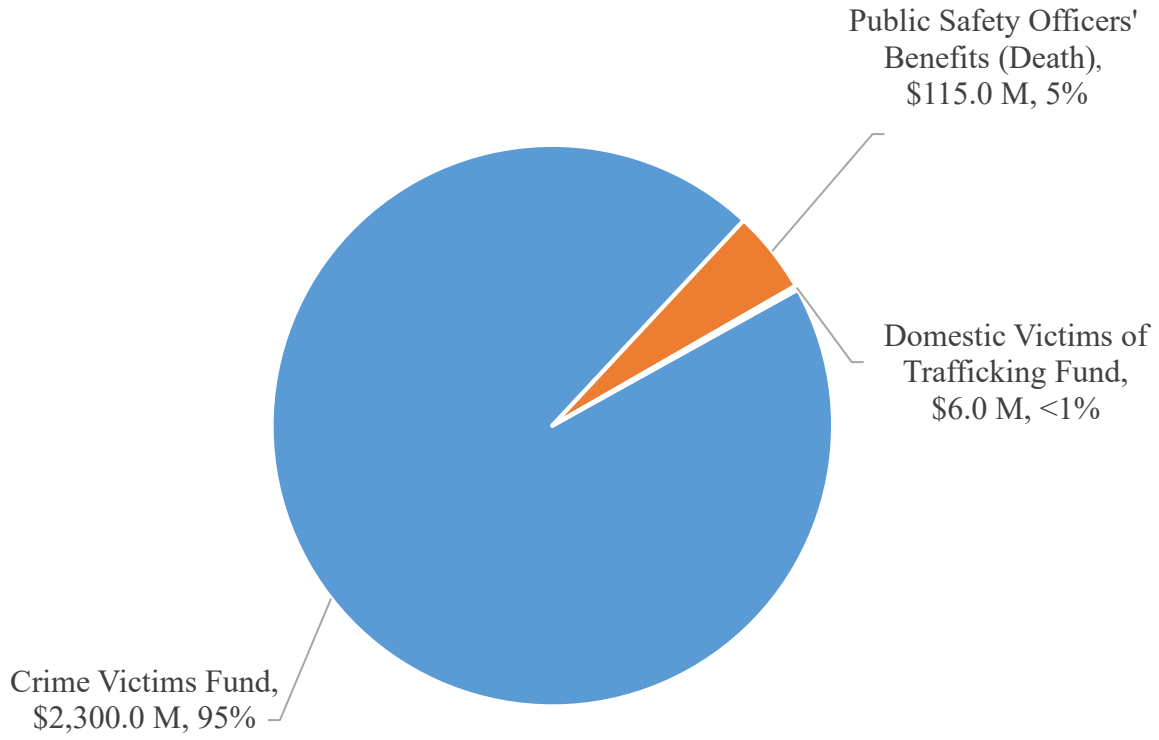
OJP's programs support DOJ Strategic Goal 3: Reduce Violent Crime and Promote Public Safety; Strategic Objective 3.1: Combat violent crime, promote safe communities, and uphold the rights of victims of crime.

FY 2020 OJP Funding Request by Appropriation

The pie charts below depict OJP's FY 2020 discretionary and mandatory budget requests by appropriation.



FY 2020 OJP Funding Request by Appropriation
Total Mandatory Request: \$2.4 billion



**Office of Justice Programs
Funding by Appropriation
FY 2018 - FY 2020**
(dollars in thousands)

	FY 2018 Enacted (P.L. 115-141)	FY 2019 C.R.	FY 2020 President's Budget	FY 2020 President's Budget vs. FY 2019 C.R.
Justice Assistance/Research, Evaluation, and Statistics				
Criminal Justice Statistics Programs	48,000	48,000	48,000	0
<i>NCS-X Implementation Program</i>	5,000	5,000	0	(5,000)
Research, Development, and Evaluation Programs	42,000	42,000	43,500	1,500
<i>Evaluation Funding – First Step Act of 2018</i>			1,500	1,500
<i>Research on Domestic Terrorism</i>	4,000	4,000	[JAG]	[JAG]
National Institute of Corrections - Research	0	0	3,000	3,000
Subtotal, JA/RES	90,000	90,000	94,500	4,500
State and Local Law Enforcement Assistance				
Adam Walsh Act	20,000	20,000	20,000	0
Body Worn Camera Partnership Program	22,500	22,500	[JAG]	[JAG]
Bulletproof Vests Partnership Program	22,500	22,500	[JAG]	[JAG]
<i>NIST Transfer</i>	1,500	1,500	0	(1,500)
Innovations in Community-Based Crime Reduction (formerly Byrne Criminal Justice Innovation Program)	17,500	17,500	0	(17,500)
Byrne Justice Assistance Grants (JAG)	415,500	415,500	405,200	(10,300)
<i>Body Worn Camera Partnership Program</i>	[line item]	[line item]	22,500	22,500
<i>Bulletproof Vests Partnership Program</i>	[line item]	[line item]	22,500	22,500
<i>Capital Litigation Improvement Grant Program</i>	[line item]	[line item]	3,000	3,000
<i>Emergency Federal Law Enforcement Assistance</i>	16,000	16,000	0	(16,000)
<i>Innovative Prosecution Solutions Initiative (formerly Smart Prosecution)</i>	2,500	2,500	0	(2,500)
<i>John R. Justice Loan Repayment Grant Program</i>	2,000	2,000	0	(2,000)
<i>National Missing and Unidentified Persons System (NamUs)</i>	2,400	2,400	3,600	1,200
<i>National Training Center to Improve Police- Based Responses to People with Mental Illness</i>	2,500	2,500	0	(2,500)
<i>Prison Rape Prevention and Prosecution Program</i>	15,500	15,500	15,500	0
<i>Public Safety Partnership (PSP)</i>	0	0	5,000	5,000
<i>Research on Domestic Terrorism</i>	0	0	4,000	4,000
<i>Southwest Border Law Enforcement Violent Crime</i>	0	0	6,000	6,000
<i>Strategies for Policing Innovation (formerly Smart Policing)</i>	5,000	5,000	0	(5,000)
<i>VALOR Initiative</i>	10,000	10,000	15,000	5,000
<i>Violent Gang and Gun Crime Reduction</i>	20,000	20,000	[line item]	[line item]

	FY 2018 Enacted (P.L. 115-141)	FY 2019 C.R.	FY 2020 President's Budget	FY 2020 President's Budget vs. FY 2019 C.R.
Capital Litigation Improvement Grant Program	3,000	3,000	[JAG]	[JAG]
<i>Review of Post-Conviction Claims of Innocence</i>	1,500	1,500	0	(1,500)
Comprehensive Addiction and Recovery Act related activities	330,000	330,000	330,000	0
<i>Comprehensive Opioid Abuse Program (COAP)</i>	145,000	145,000	145,000	0
<i>Drug Court Program</i>	75,000	75,000	75,000	0
<i>Justice and Mental Health Collaborations</i>	30,000	30,000	30,000	0
<i>Prescription Drug Monitoring Program</i>	30,000	30,000	30,000	0
<i>Residential Substance Abuse Treatment</i>	30,000	30,000	30,000	0
<i>Veterans Treatment Courts</i>	20,000	20,000	20,000	0
Court Appointed Special Advocate Program	12,000	12,000	9,000	(3,000)
COPS Hiring Program	[COPS]	[COPS]	99,000	99,000
<i>Community Policing Development/Training and Technical Assistance</i>	[COPS]	[COPS]	8,000	8,000
<i>Law Enforcement Mental Health and Wellness</i>	[COPS]	[COPS]	2,000	2,000
<i>Police Act</i>	[COPS]	[COPS]	10,000	10,000
<i>Regional Information Sharing Systems</i>	[COPS]	[COPS]	10,000	10,000
<i>Strategies for Policing Innovation (formerly Smart Policing)</i>	[JAG]	[JAG]	0	0
<i>Tribal Resources Grant Program</i>	[COPS]	[COPS]	0	0
DNA Related and Forensic Programs and Activities	130,000	130,000	105,000	(25,000)
<i>DNA Analysis and Capacity Program</i>	120,000	120,000	97,000	(23,000)
<i>Post-Conviction DNA Testing</i>	6,000	6,000	4,000	(2,000)
<i>Sexual Assault Nurse Examiners</i>	4,000	4,000	4,000	0
Sexual Assault Kit Initiative (SAKI)	47,500	47,500	47,500	0
Economic, High-tech, White Collar and Internet Crime Prevention	14,000	14,000	11,000	(3,000)
<i>Intellectual Property Enforcement Program</i>	2,500	2,500	2,500	0
<i>Cybercrime Prosecution Pilot Program</i>	1,000	1,000	0	(1,000)
<i>Digital Investigation Education Program</i>	1,000	1,000	0	(1,000)
Innovations in Corrections (NIC T/TA)	0	0	5,000	5,000
Justice Reinvestment Initiative	25,000	25,000	0	(25,000)
Keep Young Athletes Safe Program	2,500	2,500	2,500	0
National Criminal Records History Improvement Program (NCHIP)	50,000	50,000	65,000	15,000
NICS Act Record Improvement Program (NARIP)	25,000	25,000	10,000	(15,000)
National Sex Offender Public Website	1,000	1,000	1,000	0
Paul Coverdell Grants	30,000	30,000	10,000	(20,000)
<i>Forensic Support for Opioid and Synthetic Drug Investigations</i>	17,000	17,000	0	(17,000)

	FY 2018 Enacted (P.L. 115-141)	FY 2019 C.R.	FY 2020 President's Budget	FY 2020 President's Budget vs. FY 2019 C.R.
Second Chance Act/Offender Re-entry	85,000	85,000	85,000	0
<i>Children of Incarcerated Parents Demonstration Grants</i>	5,000	5,000	5,000	0
<i>Innovations in Supervision (formerly Smart Probation)</i>	6,000	6,000	6,000	0
<i>Pay for Success (discretionary)</i>	7,500	7,500	0	(7,500)
<i>Pay for Success (Permanent Supportive Housing Model)</i>	[5,000]	[5,000]	0	[(5,000)]
<i>Project Hope Opportunity Probation with Enforcement (HOPE)</i>	4,000	4,000	0	(4,000)
State Criminal Alien Assistance Program (SCAAP)	240,000	240,000	0	(240,000)
STOP School Violence Act	75,000	75,000	100,000	25,000
<i>Implementing Evidence-Based School Safety Programs (BJA)</i>	50,000	50,000	0	(50,000)
<i>School Security Technology and Training (COPS)</i>	25,000	25,000	0	(25,000)
Tribal Assistance	35,000	35,000	[7% set aside]	(35,000)
Victims of Trafficking	77,000	77,000	77,000	0
<i>Minor Victims of Trafficking Program</i>	10,000	10,000	0	(10,000)
Violent Gang and Gun Crime Reduction/Project Safe Neighborhoods (PSN)	[JAG]	[JAG]	100,000	100,000
Subtotal, State and Local Law Enforcement Assistance	1,680,000	1,680,000	1,482,200	(197,800)
Juvenile Justice Programs				
Child Abuse Training Programs for Judicial Personnel and Practitioners	2,000	2,000	2,000	0
Delinquency Prevention Program (formerly Title V: Local Delinquency Prevention Incentive Grants)	27,500	27,500	17,000	(10,500)
<i>Children of Incarcerated Parents Web Portal</i>	500	500	500	0
<i>Community-Based Violence Prevention Initiative</i>	8,000	8,000	0	(8,000)
<i>Girls in the Juvenile Justice System</i>	2,000	2,000	2,000	0
<i>Opioid-Affected Youth Initiative</i>	8,000	8,000	5,000	(3,000)
<i>Tribal Youth Program</i>	5,000	5,000	0	(5,000)
<i>Youth Violence Prevention and Intervention</i>	4,000	4,000	5,000	1,000
Juvenile Justice Prosecution and Defense Process Improvement Program (formerly Improving Juvenile Indigent Defense Program)	2,000	2,000	2,500	500
<i>Juvenile Justice Defense</i>	0	0	1,250	1,250
<i>Juvenile Justice Prosecution</i>	0	0	1,250	1,250
Missing and Exploited Children	76,000	76,000	81,000	5,000
Part B: Formula Grants	60,000	60,000	58,000	(2,000)
<i>Emergency Planning - Juvenile Detention Facilities</i>	500	500	500	0
VOCA - Improving Investigation and Prosecution of Child Abuse Program	21,000	21,000	20,000	(1,000)
Youth Mentoring	94,000	94,000	58,000	(36,000)
<i>Mentoring for Youth Affected by the Opioid Crisis</i>	14,000	14,000	0	(14,000)
Total, JJ	282,500	282,500	238,500	(44,000)

	FY 2018 Enacted (P.L. 115-141)	FY 2019 C.R.	FY 2020 President's Budget	FY 2020 President's Budget FY 2019 vs. C.R.
Public Safety Officers' Benefits				
Public Safety Officers' Benefits Program- Disability and Educational Assistance Benefits Programs	24,800	24,800	24,800	0
Total, PSOB Discretionary	24,800	24,800	24,800	0
Total, OJP Discretionary	2,077,300	2,077,300	1,840,000	(237,300)
<i>Flexible Tribal Grant - Set Aside (up to 7%)</i>	0	0	127,064	127,064
<i>Research, Evaluation, and Statistics Set Aside (Up to 3% in the FY 2020 President's Budget)</i>	39,120	39,120	51,621	12,501
Public Safety Officers' Benefits—Mandatory	92,000	92,000	115,000	23,000
Subtotal, PSOB Mandatory	92,000	92,000	115,000	23,000
PSOB Total (Discretionary and Mandatory)	116,800	116,800	139,800	23,000
Total Crime Victims Fund (Mandatory)	4,436,000	4,436,000	2,300,000	(2,136,000)
<i>CVF Grants</i>	3,800,920	3,800,920	1,670,500	(2,130,420)
<i>Inspector General Oversight</i>	10,000	10,000	10,000	0
<i>Innovations in Crime Victims Services (formerly Vision 21)</i>	0	0	12,000	12,000
<i>Tribal Victims Assistance Grants (set aside up to 5% in the FY 2020 President's Budget)</i>	133,080	133,080	115,000	(18,080)
<i>Violence Against Women Act Programs</i>	492,000	492,000	492,500	500
Domestic Victims of Trafficking	6,000	6,000	6,000	0
Total, OJP Mandatory (PSOB, CVF, and DVTF)	4,534,000	4,534,000	2,421,000	(2,113,000)
Total, OJP Discretionary/Mandatory	6,611,300	6,611,300	4,261,000	(2,350,300)
OJP Rescission (from Unobligated Balances, including from the COPS Program)	(40,000)	(40,000)	(85,000)	(45,000)

Note: Numbers in brackets reflect carve-outs of other programs and therefore do not add to the total.

II. Summary of Program Changes

Summary of Program Changes					
Program Increases (Discretionary)					
Item Name	Program Description	Pos.	FTE	Dollars (\$000)	Page
Project Safe Neighborhoods (PSN) Grants	Improves the capacity of state, local, and tribal law enforcement and criminal justice agencies as well as communities to address gun violence, violent crime and gangs. A total of \$100 million is	0	0	100,000	74
Research, Evaluation, and Statistics (NIJ Base Program)	Improves knowledge and understanding of crime and justice issues through science, and provides objective and independent knowledge and tools to reduce crime and promote justice, particularly at the state, local, and tribal levels. Request includes additional funding to support the implementation of a Second Chance Act evaluation per the First Step Act.	0	0	1,500	78
National Criminal History Improvement Program (NCHIP)	Provides support necessary for states and territories to improve the quality, timeliness, and immediate accessibility of criminal history and related records. These records play a vital role in supporting the National Instant Criminal Background Check System (NICS) and helping federal, state, local, and tribal law enforcement investigate crime and promote public safety.	0	0	15,000	82
STOP School Violence Act	Assists communities to prevent or mitigate incidents of school violence by promoting coordinated, evidence-based programs that: 1) provide prevention training to school personnel and education to students to protect them from violent school attacks; 2) support development and operation of anonymous threat reporting systems; 3) promote development of school threat assessment and crisis intervention teams; and 4) assist efforts to improve school security through law enforcement training, technology, and implementation of security and deterrent measures.	0	0	25,000	85
Missing and Exploited Children Program	Enhances the justice system's response to missing children and their families by providing funding to the National Center for Missing and Exploited Children (NCMEC). Additional funding requested specifically to support the Internet Crimes Against Children (ICAC) Task Force program, and assist OJP's state, local, and tribal partners in operating and improving the AMBER Alert network.	0	0	5,000	88
Improving Juvenile Indigent Defense Program	Promotes efforts to prevent juvenile crime in the U.S. by improving the capabilities of both juvenile indigent defense systems and juvenile justice system prosecutors. A total of \$2.5 million is requested.	0	0	500	91
Southwest Border Rural Law Enforcement Violent Crime Reduction Initiative	To assist law enforcement agencies serving rural jurisdictions along or near the Southwest Border to address increases in crime, with a special focus on violent crime, in border communities. This program is a carveout of Byrne Justice Assistance Grants (JAG).	[0]	[0]	[6,000]	94
National Institute of Corrections	Transfers activities of the National Institute of Corrections (NIC) from the Bureau of Prison (BOP) to OJP. This transfer will help to consolidate the Department's state and local corrections related research and evaluation programs within OJP's National Institute of Justice (\$3 million) and better align efforts to assist state, local, and tribal corrections professionals with BJA grant programs (\$5 million). Program transferred via adjustments-to-base.	0	0	[8,000]	96
Total, Discretionary Program Increases		0	0	147,000	

Program Decreases (Discretionary)					
Item Name	Program Description	Pos.	FTE	Dollars (\$000)	Page
Byrne Justice Assistance Grants (JAG) Program	Provides flexible grants that are the primary source of federal criminal justice funding for state, local, and tribal jurisdictions.	0	0	(10,300)	99
DNA-Related and Forensic Programs and Activities program	Provides a comprehensive strategy to maximize the use of forensic DNA technology in the criminal justice system.	0	0	(25,000)	102
National Instant Criminal Background Check System (NICS) Act Record Improvement Program (NARIP)	Assists states, territories, and tribes with updating NICS with the criminal history and mental health records of individuals who are precluded from purchasing or possessing guns.	0	0	(15,000)	105
COPS Hiring Program	This program places additional community policing officers on the beat by providing funds for the approved entry-level salary and benefits of each newly hired additional officer position over three years. A total of \$99 million is requested for the COPS Hiring Program under OJP.	0	0	(126,500)	108
Paul Coverdell Forensic Science Improvement Grants	Improves the quality of forensic science and medical examiner/coroner services through laboratory capacity building and backlog reduction programs; training and technical assistance; improved forensic analysis technology; and support for accreditation of medical examiner and coroner office accreditation.	0	0	(20,000)	112
Delinquency Prevention Program	Supports evidence-based programs that prevent youth at risk of becoming delinquent and from entering the juvenile justice system and intervene with first-time and non-serious offenders to keep them from further contact with the juvenile justice system.	0	0	(10,500)	114
Youth Mentoring Grants	Supports mentoring for youth at risk of educational failure, dropping out of school, or involvement in delinquent activities, including gangs.	0	0	(36,000)	118
Court Appointed Special Advocate (CASA)	Provides membership, accreditation, and funding to regional, state, and local organizations to promote effective representation for abused and neglected children by court-appointed volunteer advocates in dependency court hearings.	0	0	(3,000)	125
Part B Formula Grants Program (also known as Title II)	Supports state and local efforts to increase prevention and intervention programs for youth, ensure appropriate accountability for delinquent behavior, and improve the juvenile justice system.	0	0	(2,000)	125
Economic, High-tech, White Collar and Internet Crime Prevention	Enhances the capacity of state, local, tribal, and territorial criminal justice systems to prevent, investigate, respond to, and prosecute economic, intellectual property, cyber, and high-tech crimes through specialized training and technical assistance.	0	0	(3,000)	125
Victims of Child Abuse (VOCA) - Improving Investigation and Prosecution of Child Abuse Program	Enhances the effectiveness of the investigation and prosecution of child abuse cases through training and technical assistance to criminal justice child welfare professionals, as well as support for Children's Advocacy Centers (CACs) and multi-disciplinary investigative teams.	0	0	(1,000)	125
Total Program Decreases		0	0	(252,300)	

Program Eliminations					
Item Name	Program Description	Pos.	FTE	Dollars (\$000)	Page
State Criminal Alien Assistance Program (SCAAP)	Reimburses states and localities for part of their prior year costs for incarcerating illegal aliens with at least one felony or two misdemeanor convictions for violations of state or local law. Eliminating this program will allow the Administration to invest in border enforcement and border security initiatives that will more effectively address the public safety threats posed by criminal aliens.	0	0	(240,000)	125
Indian Country	Assists tribes in improving the functioning of their justice systems and making their communities safer. The proposed up to 7% tribal set-aside will provide for these needs.	0	0	(35,000)	125
Byrne Criminal Justice Innovation (BCJI) Program	Supports place-based strategies that combine law enforcement, community policing, prevention, intervention, and treatment, and neighborhood restoration.	0	0	(17,500)	125
Justice Reinvestment Initiative	Provides targeted technical assistance to help units of state, local, and tribal governments analyze data on their criminal justice systems, identify what factors are driving increases in prison and jail populations and develop strategies to reduce costs, improve public safety, and help ex-offenders with the transition back into mainstream society.	0	0	(25,000)	125
Total, Program Eliminations		0	0	(317,500)	

Program Consolidations					
Item Name	Program Description	Pos.	FTE	Dollars (\$000)	Page
Body Worn Camera Partnership Program	In FY 2020, this program is requested as a carve-out under the Byrne/Justice Assistance Grants (JAG) program.	0	0	(22,500)	125
Bulletproof Vest Partnership	In FY 2020, this program is requested as a carve-out under the Byrne/Justice Assistance Grants (JAG) program.	0	0	(22,500)	125
Capital Litigation Improvement Program	In FY 2020, this program is requested as a carve-out under the Byrne/Justice Assistance Grants (JAG) program.	0	0	(3,000)	125
Total, Program Consolidations		0	0	(48,000)	

Program Increase (Mandatory)					
Item Name	Program Description	Pos.	FTE	Dollars (\$000)	Page
Public Safety Officers' Benefits – Death Benefits Program (mandatory)	Provides a one-time financial benefit to survivors of public safety officers whose deaths resulted from injuries while in the line of duty	0	0	23,000	80
Mandatory Program Increase		0	0	23,000	

Program Decrease (Mandatory)					
Item Name	Program Description	Pos.	FTE	Dollars (\$000)	Page
Crime Victims Fund	Supports victim services, provides compensation to victims through formula and competitive awards. A total of \$1.670 billion is requested for grants to states and tribes.	0	0	(2,136,000)	121
Mandatory Program Decrease		0	0	(2,136,000)	

III. Appropriations Language

**Office of Justice Programs
Appropriations Language**

The FY 2020 Budget request of \$4,261,000,000, 644 Positions, and 644 FTE includes proposed changes in the appropriations language listed below. New language is italicized and underlined.

RESEARCH, EVALUATION AND STATISTICS

For grants, contracts, cooperative agreements, and other assistance authorized by title I of the Omnibus Crime Control and Safe Streets Act of 1968 (Public Law 90–351) (“the 1968 Act”); the Juvenile Justice and Delinquency Prevention Act of 1974 (Public Law 93–415) (“the 1974 Act”); the Missing Children’s Assistance Act (title IV of Public Law 93–415); the Prosecutorial Remedies and Other Tools to end the Exploitation of Children Today Act of 2003 (Public Law 108–21); the Justice for All Act of 2004 (Public Law 108–405); the Violence Against Women and Department of Justice Reauthorization Act of 2005 (Public Law 109–162) (“the 2005 Act”); the Victims of Child Abuse Act of 1990 (Public Law 101–647); the Second Chance Act of 2007 (Public Law 110–199); the Victims of Crime Act of 1984 (chapter XIV of title II of Public Law 98–473); the Adam Walsh Child Protection and Safety Act of 2006 (Public Law 109–248) (“the Adam Walsh Act”); the PROTECT Our Children Act of 2008 (Public Law 110–401); subtitle C of title II of the Homeland Security Act of 2002 (Public Law 107–296) (“the 2002 Act”); the NICS Improvement Amendments Act of 2007 (Public Law 110–180); the Violence Against Women Reauthorization Act of 2013 (Public Law 113–4) (“the 2013 Act”); the Comprehensive Addiction and Recovery Act of 2016 (Public Law 114–198); and other programs, \$94,500,000, to remain available until expended, of which—

(1) \$48,000,000 is for criminal justice statistics programs, and other activities, as authorized by part C of the 1968 Act; and

(2) \$46,500,000 is for research, development, and evaluation programs, and other activities as authorized by part B of the 1968 Act and subtitle C of title II of the 2002 Act, of which at least \$3,000,000 is for corrections-related research, and up to \$1,500,000 is for expenses (including related research and evaluation) associated with the National Institute of Justice’s implementation of the First Step Act of 2018.

STATE AND LOCAL LAW ENFORCEMENT ASSISTANCE

For grants, contracts, cooperative agreements, and other assistance authorized by the Violent Crime Control and Law Enforcement Act of 1994 (Public Law 103–322) (“the 1994 Act”); title I of the Omnibus Crime Control and Safe Streets Act of 1968 (Public Law 90–351) (“the 1968 Act”); the Justice for All Act of 2004 (Public Law 108–405); the Victims of Child Abuse Act of 1990 (Public Law 101–647) (“the 1990 Act”); the Trafficking Victims Protection Reauthorization Act of 2005 (Public Law 109–164); the Violence Against Women and Department of Justice Reauthorization Act of 2005 (Public Law 109–162) (“the 2005 Act”); the Adam Walsh Child Protection and Safety Act of 2006 (Public Law 109–248) (“the Adam Walsh Act”); the Victims of Trafficking and Violence Protection Act of 2000 (Public Law 106–386); the NICS Improvement Amendments Act of 2007 (Public Law 110–180); subtitle C of title II of the Homeland Security Act of 2002 (Public Law 107–296) (“the 2002 Act”); the Public Safety

Officer Medal of Valor Act of 2001 (Public Law 107–12); the Second Chance Act of 2007 (Public Law 110–199); the Prioritizing Resources and Organization for Intellectual Property Act of 2008 (Public Law 110–403); the Victims of Crime Act of 1984 (chapter XIV of title II of Public Law 98–473; (34 U.S.C. 20101) (“the 1984 Act”); the Violence Against Women Reauthorization Act of 2013 (Public Law 113–4) (“the 2013 Act”); the Comprehensive Addiction and Recovery Act of 2016 (Public Law 114–198) (“CARA”); the Keep Young Athletes Safe Act of 2018 (36 U.S.C. 220531 et seq.); the Student, Teachers, and Officers Preventing (STOP) School Violence Act of 2018 (34 U.S.C. 10551 et seq.); the Fix NICS Act of 2018 (title VI of division S of Public Law 115-141); the Justice Served Act (Public Law 115-257); and other programs, \$1,482,200,000, to remain available until expended as follows—

(1) \$405,200,000 for the Edward Byrne Memorial Justice Assistance Grant program as authorized by subpart 1 of part E of the 1968 Act (except that section 1001(c), and the special rules for Puerto Rico under section 505(g) of the 1968 Act shall not apply for purposes of this Act): Provided, That up to 3 percent of funds awarded hereunder to a State or local government must be used by the same to enable its full participation in the National Incident Based Reporting System under the Uniform Crime Reporting Program, to the extent that such full participation has not yet been achieved, of which, notwithstanding such subpart 1—

(A) \$15,000,000 is for an Officer Robert Wilson III memorial initiative on Preventing Violence Against Law Enforcement Officer Resilience and Survivability (VALOR);

(B) \$4,000,000 is for use by the National Institute of Justice for research targeted toward developing a better understanding of the domestic radicalization phenomenon, and advancing evidence-based strategies for effective intervention and prevention;

(C) \$22,500,000 is for a competitive matching grant program for purchases of body-worn cameras and related expenses, or other innovative or technologically-sophisticated equipment or tools for State, local and tribal law enforcement;

(D) \$22,500,000 is for the matching grant program for law enforcement armor vests, as authorized by section 2501 of the 1968 Act;

(E) \$3,600,000 is for the operationalization, maintenance, and expansion of the National Missing and Unidentified Persons System;

(F) \$5,000,000 is for a program of technical and related assistance to reduce violence in jurisdictions experiencing significant amounts of violent crime;

(G) \$15,500,000 is for prison rape prevention and prosecution grants to States and units of local government, and other programs, as authorized by the Prison Rape Elimination Act of 2003 (Public Law 108–79);

(H) \$3,000,000 is for the Capital Litigation Improvement Grant Program, as authorized by section 426 of Public Law 108–405, or for grants for wrongful conviction review; and

(I) \$6,000,000 is for a program to address violent crime along the Southwest Border;

(2) \$77,000,000 for victim services programs for victims of trafficking, as authorized by section 107(b)(2) of Public Law 106–386, by Public Law 109–164, or by Public Law 113–4;

(3) \$20,000,000 for sex offender management assistance, as authorized by the Adam Walsh Act, and related activities;

(4) \$330,000,000 for comprehensive opioid and stimulant abuse reduction activities, including as authorized by CARA, and for the following programs, which shall address opioid and stimulant abuse reduction consistent with underlying program authorities—

(A) \$145,000,000 for a comprehensive opioid and stimulant abuse program;

(B) \$75,000,000 for Drug Courts, as authorized by section 1001(a)(25)(A) of the 1968 Act;

(C) \$30,000,000 for mental health courts and adult and juvenile collaboration program grants, as authorized by parts V and HH of the 1968 Act, notwithstanding section 2991(e) of such Act of 1968;

(D) \$30,000,000 for grants for Residential Substance Abuse Treatment for State Prisoners, as authorized by part S of the 1968 Act;

(E) \$20,000,000 for a veterans treatment courts program; and

(F) \$30,000,000 for a program to monitor prescription drugs and scheduled listed chemical products;

(5) \$11,000,000 for a grant program to prevent and address economic, high technology and Internet crime, including as authorized by section 401 of Public Law 110–403, of which not more than \$2,500,000 is for intellectual property enforcement grants, including as authorized by section 401 of Public Law 110–403;

(6) \$1,000,000 for the National Sex Offender Public Website;

(7) \$100,000,000 for the project safe neighborhoods program, including as authorized by Public Law 115-185;

(8) \$75,000,000 for grants to States to upgrade criminal and mental health records and records systems for the National Instant Criminal Background Check System: Provided, That, to the extent warranted by meritorious applications, grants made under the authority of the NICS Improvement Amendments Act of 2007 (Public Law 110–180) and the Fix NICS Act of 2018 (title VI of division S of Public Law 115-141) shall be given priority, and that in no event shall less than \$10,000,000 be awarded under such authority;

(9) \$10,000,000 for Paul Coverdell Forensic Sciences Improvement Grants under part BB of the 1968 Act;

(10) \$105,000,000 for DNA-related and forensic programs and activities, of which—

(A) \$97,000,000 is for a DNA analysis and capacity enhancement program and for other local, State, and Federal forensic activities, including the purposes authorized under section 2 of the DNA Analysis Backlog Elimination Act of 2000 (Public Law 106–546) (the Debbie Smith DNA Backlog Grant Program): Provided, That up to 4 percent of funds made available under this paragraph may be used for the purposes described in the DNA Training and Education for Law Enforcement, Correctional Personnel, and Court Officers program (Public Law 108–405, section 303);

(B) \$4,000,000 is for the purposes described in the Kirk Bloodsworth Post-Conviction DNA Testing Program (Public Law 108–405, section 412); and

(C) \$4,000,000 is for Sexual Assault Forensic Exam Program grants, including as authorized by section 304 of Public Law 108–405;

(11) \$47,500,000 for a program for community-based sexual assault and related cold case response reform;

(12) \$9,000,000 for the court-appointed special advocate program, as authorized by section 217 of the 1990 Act;

(13) \$85,000,000 for offender reentry programs and research, including as authorized by the Second Chance Act of 2007 (Public Law 110–199), without regard to the time limitations specified at section 6(1) thereof, of which, notwithstanding such Act of 2007, not to exceed—

(A) \$6,000,000 for a program to improve State, local, and tribal probation or parole supervision efforts and strategies; and

(B) \$5,000,000 for Children of Incarcerated Parents Demonstrations to enhance and maintain parental and family relationships for incarcerated parents as a reentry or recidivism reduction strategy;

(14) \$99,000,000 for grants under section 1701 of the 1968 Act (34 U.S.C. 10381) for the hiring and rehiring of additional career law enforcement officers under part Q of such Act notwithstanding subsection (i) of such section: Provided, That, notwithstanding section 1704(c) of such Act (34 U.S.C. 10384(c)), funding for hiring or rehiring a career law enforcement officer may not exceed \$125,000 unless the Director of the Office of Community Oriented Policing Services grants a waiver from this limitation: Provided further, That of the amount made available in this paragraph—

(A) \$10,000,000 is for regional information sharing activities, as authorized by part M of the 1968 Act;

(B) \$8,000,000 is for community policing development activities in furtherance of the purposes in section 1701 of the 1968 Act (34 U.S.C. 10381);

(C) \$10,000,000 is for activities authorized by the POLICE Act of 2016 (Public Law 114-199); and

(D) \$2,000,000 is for law enforcement mental health and wellness activities: Provided further, That balances from any fiscal year for these programs or other programs that may have been administered by the Office of Community Oriented Policing Services may be transferred from the Community Oriented Policing Services account to this account;

(15) \$100,000,000 for school safety programs, including as authorized by the STOP School Violence Act of 2018;

(16) \$2,500,000 for the Keep Young Athletes Safe Act of 2018; and

(17) \$5,000,000 for corrections-related training and technical assistance.

JUVENILE JUSTICE PROGRAMS

For grants, contracts, cooperative agreements, and other assistance authorized by the Juvenile Justice and Delinquency Prevention Act of 1974 (Public Law 93–415) (“the 1974 Act”); title I of the Omnibus Crime Control and Safe Streets Act of 1968 (Public Law 90–351) (“the 1968 Act”); the Violence Against Women and Department of Justice Reauthorization Act of 2005 (Public Law 109–162) (“the 2005 Act”); the Missing Children's Assistance Act (title IV of Public Law 93–415); the Prosecutorial Remedies and Other Tools to end the Exploitation of Children Today Act of 2003 (Public Law 108–21); the Victims of Child Abuse Act of 1990 (Public Law 101–647) (“the 1990 Act”); the Adam Walsh Child Protection and Safety Act of 2006 (Public Law 109–248) (“the Adam Walsh Act”); the PROTECT Our Children Act of 2008 (Public Law 110–401) (“the 2008 Act”); the Victims of Crime Act of 1984 (chapter XIV of title II of Public Law 98–473) (“the 1984 Act”); the Violence Against Women Reauthorization Act of 2013 (Public Law 113–4) (“the 2013 Act”); the Comprehensive Addiction and Recovery Act of

2016 (Public Law 114–198); and other juvenile justice programs, \$238,500,000, to remain available until expended as follows—

(1) \$58,000,000 for programs authorized by section 221 of the 1974 Act: Provided, That of the amounts provided under this paragraph, \$500,000 shall be for a competitive demonstration grant program to support emergency planning among State, local and tribal juvenile justice residential facilities: Provided further, That notwithstanding sections 103(26) and 223(a)(11)(A) of the 1974 Act, for purposes of funds appropriated in this Act—

(A) the term “adult inmate” shall be understood to mean an individual who has been arrested and is in custody as the result of being charged as an adult with a crime, but shall not be understood to include anyone under the care and custody of a juvenile detention or correctional agency, or anyone who is in custody as the result of being charged with or having committed a delinquent offense;

(2) \$58,000,000 for youth mentoring programs;

(3) \$17,000,000 for delinquency prevention, of which, pursuant to sections 261 and 262 of the 1974 Act —

(A) \$5,000,000 shall be for gang and youth violence education, prevention and intervention, and related activities;

(B) \$500,000 shall be for an Internet site providing information and resources on children of incarcerated parents;

(C) \$2,000,000 shall be for competitive grant programs focusing on girls in the juvenile justice system; and

(D) \$5,000,000 shall be for an opioid-affected youth initiative;

(4) \$20,000,000 for programs authorized by the 1990 Act;

(5) \$81,000,000 for missing and exploited children programs, including as authorized by sections 404(b) and 405(a) of the 1974 Act (except that section 102(b)(4)(B) of the 2008 Act shall not apply for purposes of this Act);

(6) \$2,000,000 for child abuse training programs for judicial personnel and practitioners, as authorized by section 222 of the 1990 Act; and

(7) \$2,500,000 for grants and training programs to improve juvenile justice prosecution and defense process improvement programs, of which \$1,250,000 shall be for programs related to juvenile justice prosecution and \$1,250,000 shall be for programs related to juvenile justice defense: Provided, That not more than 10 percent of each amount may be used for research, evaluation, and statistics activities related to juvenile justice and delinquency prevention: Provided further, That not more than 2 percent of each amount designated, other than as expressly authorized by statute, may be used for training and technical assistance related to juvenile justice and delinquency prevention: Provided further, That funds made available for juvenile justice and delinquency prevention activities pursuant to the two preceding provisos may be used without regard to the authorizations associated with the underlying sources of those funds: Provided further, That the three preceding provisos shall not apply to grants and projects administered pursuant to sections 261 and 262 of the 1974 Act and to missing and exploited children programs.

**PUBLIC SAFETY OFFICER BENEFITS
(INCLUDING TRANSFER OF FUNDS)**

For payments and expenses authorized under section 1001(a)(4) of title I of the Omnibus Crime Control and Safe Streets Act of 1968, such sums as are necessary (including amounts for administrative costs), to remain available until expended; and \$24,800,000 for payments authorized by section 1201(b) of such Act and for educational assistance authorized by section 1218 of such Act, to remain available until expended: Provided, That notwithstanding section 205 of this Act, upon a determination by the Attorney General that emergent circumstances require additional funding for such disability and education payments, the Attorney General may transfer such amounts to "Public Safety Officer Benefits" from available appropriations for the Department of Justice as may be necessary to respond to such circumstances: Provided further, That any transfer pursuant to the preceding proviso shall be treated as a reprogramming under section 504 of this Act and shall not be available for obligation or expenditure except in compliance with the procedures set forth in that section.

**GENERAL PROVISIONS – DEPARTMENT OF JUSTICE
(INCLUDING TRANSFER OF FUNDS)
(INCLUDING CANCELLATION OF FUNDS)**

SEC. 210. At the discretion of the Attorney General, and in addition to any amounts that otherwise may be available (or authorized to be made available) by law, with respect to funds appropriated by this title under the headings "Research, Evaluation and Statistics", "State and Local Law Enforcement Assistance", and "Juvenile Justice Programs" or otherwise appropriated or transferred under this Act for administration by the Office of Justice Programs—

(1) up to 3 percent of funds made available for grant or reimbursement programs may be used by the Office of Justice Programs to provide training and technical assistance;

(2) up to 3 percent of funds made available for grant or reimbursement programs, except for amounts appropriated specifically for research, evaluation, or statistical programs administered by the National Institute of Justice and the Bureau of Justice Statistics, shall be transferred to and merged with funds provided to the National Institute of Justice and the Bureau of Justice Statistics, to be used by them for research, evaluation, or statistical purposes, without regard to the authorizations for such grant or reimbursement programs; and

(3) up to 7 percent of funds made available for grant or reimbursement programs may be transferred to and merged with funds under the heading "State and Local Law Enforcement Assistance", for assistance to Indian tribes, without regard to the authorizations for such grant or reimbursement programs.

SEC. 211. Upon request by a grantee for whom the Attorney General has determined there is a fiscal hardship, the Attorney General may, with respect to funds appropriated in this or any other Act making appropriations for fiscal years 2017 through 2020 for the following programs, waive the following requirements:

(1) For the adult and juvenile offender State and local reentry demonstration projects under part FF of title I of the Omnibus Crime Control and Safe Streets Act of 1968 (34 U.S.C. 10631(g)(1)), the requirements under section 2976(g)(1) of such part.

(2) For grants to protect inmates and safeguard communities as authorized by section 6 of the Prison Rape Elimination Act of 2003 (34 U.S.C. 30305(c)(3)), the requirements of section 6(c)(3) of such Act.

Sec. 214. Discretionary funds that are made available in this Act for the Office of Justice Programs may be used to participate in Performance Partnership Pilots authorized under section 525 of division H of Public Law 115-141, section 525 of division H of Public Law 115-31, section 526 of division H of Public Law 113-76, section 524 of division G of Public Law 113-235, and such authorities as are enacted for Performance Partnership Pilots in an appropriations Act for fiscal years 2019 and 2020.

SEC. 215. Of the unobligated balances available from prior year appropriations in the Office of Justice Programs, \$85,000,000 are hereby permanently cancelled: Provided, That no amounts may be cancelled from amounts that were designated by the Congress as an emergency requirement pursuant to the Concurrent Resolution on the Budget or the Balanced Budget and Emergency Deficit Control Act of 1985, as amended.

SEC. 217. Section 642 of the Illegal Immigration Reform and Immigrant Responsibility Act of 1996 (8 U.S.C. 1373) is amended as follows—

(a) In subsection (a), by replacing “any government entity or official” with “any government law enforcement entity or official” and by striking all that follows after “from” and inserting the following new paragraphs—

“(1) sending to, or receiving from, the Department of Homeland Security information, including information related to the nationality, citizenship, immigration status, removability, scheduled release date and time, home address, work address, or contact information, of any individual in custody or suspected of a violation of law, provided that such information is relevant to the enforcement of the immigration laws as defined in section 101(a)(17) of the Immigration and Nationality Act (8 U.S.C. 1101(a)(17)); or

“(2) complying with any lawful request made by the Department of Homeland Security pursuant to its authorities under section 236, 241, or 287 of the Immigration and Nationality Act (8 U.S.C. 1226, 1231, 1357), including any request to maintain custody of the alien for a period not to exceed 48 hours in order to permit assumption of custody by the Department pursuant to a detainer for, or provide reasonable notification prior to the release of, any individual.”.

(b) In subsection (b)—

(1) In the introductory clause, by inserting “law enforcement” before “entity” and by replacing “regarding the immigration status, lawful or unlawful, of any individual”, with “information, including information related to the nationality, citizenship, immigration status, removability, scheduled release date and time, home address, work address, or contact information, of any individual currently or previously in custody or currently or previously suspected of a violation of law, provided that such

information is relevant to the enforcement of the immigration laws as defined in section 101(a)(17) of the Immigration and Nationality Act (8 U.S.C. 1101(a)(17))”;

(2) In paragraph (1), by replacing “the U.S. Immigration and Naturalization Service” with “Department of Homeland Security”; and

(3) In paragraph (2), by inserting “, collecting, inquiring into, or verifying” after “Maintaining”.

(c) In subsection (c)—

(1) By replacing “the Immigration and Naturalization Service” with “the Department of Homeland Security”; and

(2) By replacing “the citizenship or immigration status” with “the nationality, citizenship, or immigration status”.

(d) After subsection (c), by inserting the following—

“(d) The Secretary of Homeland Security or the Attorney General may condition a grant or cooperative agreement awarded by the Department of Homeland Security or the Department of Justice to a State or political subdivision of a state, for a purpose related to immigration, national security, law enforcement, or preventing, preparing for, protecting against or responding to acts of terrorism, on a requirement that the recipient of the grant or cooperative agreement agrees that it will—

“(1) Send to the Department of Homeland Security information requested by the Secretary of Homeland Security, or the Secretary’s designee, including information related to the nationality, citizenship, immigration status, removability, scheduled release date and time, home address, work address, or contact information, of any individual in custody or suspected of a violation of law, provided that such information is relevant to the enforcement of the immigration laws as defined in section 101(a)(17) of the Immigration and Nationality Act (8 U.S.C. 1101(a)(17));

“(2) Exchange, at the request of the Secretary of Homeland Security, or the Secretary’s designee, information, including information related to the nationality, citizenship, immigration status, removability, scheduled release date and time, home address, work address, or contact information, of any individual in custody or suspected of a violation of law, with any other Federal, State, or local government law enforcement entity, provided that such information is relevant to the enforcement of the immigration laws as defined in section 101(a)(17) of the Immigration and Nationality Act (8 U.S.C. 1101(a)(17));

“(3) Not prohibit or restrict any entity, official, or employee from collecting, inquiring into, or verifying information, including information related to the nationality, citizenship, immigration status, removability, scheduled release date and time, home address, work address, or contact information, of any individual in custody or suspected of a violation of law, provided that such information is relevant to the enforcement of the immigration laws as defined in section 101(a)(17) of the Immigration and Nationality Act (8 U.S.C. 1101(a)(17)), and will maintain any such information it may collect, during the period of performance of a grant or cooperative agreement conditioned under this subsection; and

“(4) Comply with any lawful request made by the Department of Homeland Security pursuant to its authorities under section 236, 241, or 287 of the Immigration and Nationality Act (8 U.S.C. 1226, 1231, 1357), including any request to maintain custody of the alien for a period not to exceed 48 hours in order to permit assumption of custody by

the Department pursuant to a detainer for, or provide reasonable notification prior to the release of, any individual.”.

(e) In the section heading, by replacing “Immigration and Naturalization Service” with “Department of Homeland Security”.

(f) The Secretary of Homeland Security or the Attorney General may require States and political subdivisions of States that apply for Federal grants or cooperative agreements from the Department of Homeland Security or the Department of Justice to include a certification that they will comply with subsection (d) in their applications for award. The Secretary or the Attorney General may prescribe the form of the certification for the Federal grants and cooperative agreements awarded by their respective Departments.

(g) The Secretary of Homeland Security and the Attorney General may enforce the provisions of this Section through any lawful means, including by seeking injunctive or other relief from a court of competent jurisdiction.

(h) SEVERABILITY.—The provisions of this section are severable. If any provision of this section, or any application thereof, is found unconstitutional, that finding shall not affect any provision or application of this section not so adjudicated.

IV. OJP Programs and Performance by Appropriation Account

A. Management and Administration

(Dollars in Thousands)

<i>Management and Administration</i>	Direct Pos.	Estimate FTE	Amount
2018 Enacted	711	658	\$225,000
2019 C.R. Rate	711	658	225,000
Adjustments to Base and Technical Adjustments	(67)	(14)	20,000
2020 Current Services	644	644	245,000
2020 Program Increases	0	0	20,000
2020 Request	644	644	245,000
Total Change 2019-2020	(67)	(14)	20,000

1. Account Description

In FY 2020, OJP seeks \$245.0 million for management and administration (M&A) costs, and will continue its efforts to streamline grant administration, management, and oversight functions. The request includes costs related to the consolidation of the Office of Community Oriented Policing Services (COPS) and activities of the National Institute of Corrections (NIC) within OJP, and 69 positions and 34 positions associated with the COPS and NIC consolidation, respectively.

Requested funding in FY 2020 will also support the necessary management and administrative structure and resources needed to accomplish Administration and congressional priorities and ensure sound stewardship of OJP's grant programs.

Making awards each year is only a part of OJP's overall responsibility. In a given year, OJP's oversight responsibilities and M&A costs arise from not only the grants, cooperative agreements, contracts, and other assistance awarded in that year, but also those remaining active from prior years. Ensuring sound stewardship and proper management of awards is a continuous process encompassing numerous oversight activities throughout the multi-year life cycle of awards, including risk assessment, programmatic and financial monitoring, audit resolution, performance management, and training and technical assistance. OJP must monitor all active awards to prevent waste, fraud, and abuse of billions of taxpayer dollars.

The M&A budget also supports the work of OJP's Office of the Assistant Attorney General and its business offices, which are responsible for centrally managing general administrative and business support functions, including human resources, procurement, grants and contracts oversight and risk management, financial management, information technology, and legal services.

2. Performance Tables – N/A

B. Research, Evaluation, and Statistics

(Dollars in Thousands)

<i>Research, Evaluation, and Statistics</i>	Direct Pos.	Estimate FTE	Amount
2018 Enacted			\$90,000
2019 C.R. Rate			90,000
Adjustments to Base and Technical Adjustments			0
2020 Current Services			90,000
2020 Program Increases			4,500
2020 Program Decreases			(0)
2020 Request			94,500
Total Change 2019-2020			\$4,500

1. Account Description

OJP strives to ensure integrity of, and respect for, science – including a focus on evidence-based approaches in criminal and juvenile justice. In FY 2020, the Department requests \$94.5 million for the Research, Evaluation, and Statistics appropriation account, which is \$4.5 million above the FY 2019 C.R. Rate. This appropriation account funds the work of the Bureau of Justice Statistics (BJS) and the National Institute of Justice (NIJ).

BJS

BJS is the principal federal statistical agency of the Department of Justice as authorized by 34 U.S.C. §§ 10131-10135. BJS' national statistical collections support the Administration's focus on data-driven approaches to reduce crime.

The Criminal Justice Statistics Program is the base program of BJS. In FY 2020, OJP requests \$48.0 million for the Criminal Justice Statistics program. With this funding, BJS:

- Collects, analyzes, publishes, and disseminates statistical information on crime, criminal offenders, victims of crime, and the operation of justice systems at all levels of government; and
- Provides technical and financial support to state governments in developing capabilities in criminal justice statistics and improving their criminal history records and information systems.

Current core BJS programs provide statistics on victimization, corrections, law enforcement, federal justice systems, prosecution and adjudication (courts), criminal histories and recidivism, and tribal communities.

NIJ

NIJ is the research and development arm of the Department of Justice, as authorized by 34 U.S.C. §§ 10121-10123. NIJ enhances the administration of justice and public safety by providing objective, independent, evidence-based knowledge and tools to meet the modern

challenges of crime and justice at the state, local, and tribal levels. NIJ products support practitioners and policy makers across the country.

In FY 2020, the Department requests a total of \$46.5 million for NIJ, which includes at least \$3.0 million for state and local corrections-related research, which will maintain its commitment to informing criminal justice practice and policy by supporting high-quality research, development, and evaluation in the forensic, social, and physical sciences. NIJ embraces four important goals:

- Continue to research and evaluate innovative programs, tools, and strategies that provide effective ways to prevent crime and to deliver justice.
- Develop, refine, and test innovative technology to protect law enforcement officers.
- Support basic and applied research to strengthen the science of forensics.
- Develop and support strong partnerships to leverage federal research resources.

In December 2018, the First Step Act was signed by the President. This Act seeks to reduce recidivism, refine sentencing laws, and eliminate disproportionate penalties for certain crimes. In addition to reauthorizing key Second Chance Act (SCA) programs, the Act directs NIJ to evaluate the SCA not later than five years after its enactment. The FY 2020 Budget requests an additional \$1.5 million for NIJ to support the first phase of this evaluation, which will focus on identifying appropriate outcome measures for SCA programs.

Additionally, OJP expects to continue ongoing projects supported through a discretionary funding set-aside of up to three percent from OJP programs to augment research, evaluation, and statistics to assess existing programs to ensure their alignment with administration priorities, such as officer safety and crime reduction. This set-aside provides BJS and NIJ an important source of funding for building and enhancing basic statistical systems to monitor the criminal justice system and for conducting research to identify best practices within that system.

2. Performance Tables

PERFORMANCE AND RESOURCES TABLE											
Appropriation: Research, Evaluation, and Statistics											
WORKLOAD/RESOURCES		Target		Actual		Projected		Changes		Requested (Total)	
		FY 2018		FY 2018		FY 2019 Continuing Resolution Level		Current Services Adjustments and FY 2019 Program Changes		FY 2020 Request	
Workload											
Percent of solicitations released on time		75%		56.8%		75%				TBD	
Percent of awards made against plan		90%		70.5%		90%				TBD	
Total Dollars Obligated		\$90,000		\$144,371		\$90,000		\$4,500		\$94,500	
-Grants		\$55,800		\$105,391		\$65,700		\$3,285		\$68,985	
-Non-Grants		\$34,200		\$38,980		\$24,300		\$1,215		\$25,515	
Percent of Dollars Obligated to Funds Available in the FY											
-Grants		62%		73%		73%		73%		73%	
-Non-Grants		38%		27%		27%		27%		27%	
Total Costs and FTE (reimbursable FTE are included, but reimbursable costs are bracketed and not included in the total)		FTE	\$000	FTE	\$000	FTE	\$000	FTE	\$000	FTE	\$000
			\$90,000		\$144,371		\$90,000		\$4,500		\$94,500
TYPE	PERFORMANCE	FY 2018		FY 2018		FY 2019		Current Services Adjustments and FY 2019 Program Changes		FY 2020 Request	
Long Term Outcome	Average number of user sessions per month on BJS and BJS-sponsored websites, including datasets accessed and downloaded via the Internet [BJS]	468,605		396,137		498,000		-2,000		496,000	
Annual Outcome	Citations of BJS data in social science journals, and publications of secondary analysis using BJS data [BJS]	3,200		1,106		3,300		100		3,400	
Annual Outcome	Number of technologies fielded as a result (in whole or in part) of work funded under the NIJ award [NIJ]	48		38		44		-2		42	

Performance Measure	Applicable Year	Year Type	Footnote	Footnote Comments
Percent of solicitations released "on time" versus planned	2019, 2020	FY	Target not available	Targets will be established upon the appropriation of funds
Percent of awards made against plan	2019, 2020	FY	Target not available	Targets will be established upon the appropriation of funds

PERFORMANCE MEASURE TABLE											
Office/ Program		BJA/ Regional Information Sharing Systems		Performance Report and Performance Plan targets and actuals							
Appropriation		Research, Evaluations and Statistics		FY							
DOJ Strategic Objective	OJP Strategic Objectives	Type	Performance Measure	2014 Actual	2015 Actual	2016 Actual	2017 Actual	2018 Target	2018 Actual	2019 Target	2020 Target
3.1	N/A	Outcome	Percent increase in inquiries	7%	0.97%	-8%	-6%	3%	-1%	3%	3%
3.1	N/A	Outcome	Percentage of conflicts identified from RISSafe	N/A	N/A	N/A	N/A	N/A	N/A	N/A	16%

Performance Measure	Applicable Year	Year Type	Footnotes	Footnote Comments
Percentage increase in inquiries	2020	FY	Other	The FY 2018 actual missed the target. The number of inquiries is influenced by many factors, including the types of crimes under investigation, the complexities of those crimes, regional changes and needs, funding and staffing levels, additions/deletions to investigative databases, and a variety of other factors. A large increase in inquiries was experienced from FY 2011 to FY 2012 (15 percent). Immediately following, however, RISS's budget was reduced 40 percent. This decrease resulted in a workforce reduction, as well as, other internal changes to help streamline processes while responding to the needs of RISS's members and users. With fewer staff to aid officers and conduct intelligence research, and mostly flat funding for the years that followed, the impact of the reduction resulted in a ripple effect, causing a reduction in inquiries on RISS resources and impacting an inability for RISS to expand certain investigative databases, as planned.
Percentage of conflicts identified from RISSafe	2020	FY	This measure was established	This measure is newly established, data collection and reporting effective FY2020.

PERFORMANCE MEASURE TABLE											
Office/Program		NIJ/ National Institute of Justice		Performance Report and Performance Plan targets							
Appropriation		Research, Evaluations and Statistics		FY							
DOJ Strategic Objective	OJP Strategic Objective	Type	Performance Measure	2014 Actual	2015 Actual	2016 Actual	2017 Actual	2018 Target	2018 Actual	2019 Target	2020 Target
3.1	N/A	Outcome	Number of citations of NIJ products in peer reviewed journals	485	612	719	749	700	825	700	700
3.1	N/A	Outcome	Number of technologies fielded as a result (in whole or in part) of work funded under the NIJ award	31	30	28	29	48	38	44	42

3.1	N/A	Outcome	Number of scholarly products that resulted in whole or in part from work funded under the NIJ award.	93	240	277	301	375	359	350	300
-----	-----	---------	--	----	-----	-----	-----	-----	-----	-----	-----

PERFORMANCE MEASURE TABLE											
Office/Program		BJS/Bureau of Justice Statistics		Performance Report and Performance Plan targets							
Appropriation		Research, Evaluations and Statistics		FY							
DOJ Strategic Objective	OJP Strategic Objective	Type	Performance Measure	2014 Actual	2015 Actual	2016 Actual	2017 Actual	2018 Target	2018 Actual	2019 Target	2020 Target
3.1	N/A	Outcome	Average number of user sessions per month on BJS and BJS-sponsored websites, including datasets accessed and downloaded via the Internet	422,519	442,554	455,604	454,956	468,605	396,137	408,021	420,262
3.1	N/A	Output	Agency-level response rate	91%	94%	96%	91%	98%	N/A	98%	93%
3.1	N/A	Output	Citizen-level response rate	88%	84%	84%	80%	90%	N/A	90%	80%
3.1	N/A	Outcome	Citations of BJS data in social science journals, and publications of secondary analysis using BJS data	2,480	2,728	3,201	3,857	3,200	1,106	3,300	3,400
3.1	N/A	Outcome	Congressional record and testimony citing BJS data	13	39	33	20	40	10	50	40
3.1	N/A	Outcome	Federal and state court opinions citing BJS data	43	36	48	27	30	41	40	35
3.1	N/A	Outcome	Number of products that BJS makes available online	18,078	18,104	18,625	18,797	22,000	19,899	22,000	22,500
3.1	N/A	Output	Number of reports issued within one month of the expected release date	7	7	7	7	7	7	7	7
3.1	N/A	Outcome	Number of requests to seek correction of BJS data in accordance with the BJS Data Quality Guidelines	1	2	2	2	0	0	0	1

3.1	N/A	Outcome	Number of scheduled data collection series and special analyses to be conducted	24	28	32	28	30	30	30	30
-----	-----	---------	---	----	----	----	----	----	----	----	----

Performance Measure	Applicable Year	Year Type	Footnotes	Footnote Comments
Agency-level response rate	2018	FY	Data is unavailable	Data will be available late Spring/early Summer 2019.
Citizen-level response rate	2018	FY	Data is unavailable	Data will be available late Spring/early Summer 2019.
Number of products that BJS makes available online	2018	FY	Other	The number of products was down as a result of the decrease in the number of reports released.

C. State and Local Law Enforcement Assistance
(dollars in thousands)

	Direct Pos.	Estimate FTE	Amount
<i>State and Local Law Enforcement Assistance</i>			
2018 Enacted			\$1,680,000
2019 C.R. Rate			1,680,000
Adjustments to Base and Technical Adjustments			0
2020 Current Services			1,680,000
2020 Program Increases			244,000
2020 Program Offsets			(441,800)
2020 Request			1,482,200
Total Change 2019-2020			(\$197,800)

1. Account Description

In FY 2020, OJP requests \$1,482.2 million for the State and Local Law Enforcement Assistance account, which is \$197.8 million below the FY 2019 C.R. Rate.

State, local, and tribal law enforcement and criminal justice professionals are responsible for the majority of the Nation’s day-to-day crime prevention and control activities. The programs supported by this account help OJP partners throughout the Nation prevent and reduce the incidence of violent crime; improve law enforcement officer safety; address drug-related crime and substance abuse; and identify innovative solutions to crime- and justice system-related challenges. These programs include a combination of formula and discretionary grant programs, coupled with robust training and technical assistance activities designed to build and enhance the crime fighting and criminal justice capabilities of OJP’s state, local and tribal partners.

Key programs funded under this appropriation account include:

- **Byrne Justice Assistance Grants (JAG)**

Purpose: Supports a broad range of activities by state, local, and tribal governments to prevent and control crime based on local needs.

Description: This formula program provides both state and local governments with formula grant awards based on population and FBI violent crime statistics. These formula grants support a broad range of criminal justice and public safety activities, including: (1) law enforcement programs; (2) prosecution and court programs; (3) prevention and education programs; (4) community corrections programs; (5) drug treatment and enforcement programs; (6) planning, evaluation, and technology improvement programs; and (7) crime victim and witness programs (other than compensation). Beginning in FY 2018, jurisdictions are required to dedicate a small percentage of their awards on National Incident Based Reporting System (NIBRS) compliance. NIBRS is an incident-based system used by law enforcement agencies for collecting and reporting data on crimes. The FBI plans to transition its Uniform Crime Reporting program to a NIBRS only data collection by 2021.

- **Comprehensive Opioid Abuse Program**
Purpose: Authorized under the Comprehensive Addition and Recovery Act (CARA) of 2016 (P.L. 114-198), this program provides grants and technical assistance to support state, local, and tribal governments in effectively responding to the opioid epidemic.
Description: Grant programs are designed to strengthen law enforcement and community responses to the opioid epidemic and provide support for diversion and alternative to incarceration programs for individuals responsible for low-level, non-violent offenses.
- **Violent Gang and Gun Crime Reduction/Project Safe Neighborhoods (PSN)**
Purpose: Builds on the work of the Department’s ongoing PSN Initiative to create safer neighborhoods through sustained reductions in gang violence and gun crime.
Description: This program will support DOJ’s Project Safe Neighborhoods (PSN) initiative by increasing support for PSN activities at the local level. Under this program, grants will be awarded to local law enforcement agencies, outreach- and prevention service providers, and researchers to support activities implementing local PSN anti-violence strategies. The PSN Initiative is based on a proven program model that relies on partnerships of federal, state, and local agencies led by the U.S. Attorney in each federal judicial district to enhance the effectiveness of its crime and violence reduction efforts. OJP anticipates awarding funds to all 94 districts using a funding formula that includes crime rate data and other indicators of overall need.
- **STOP School Violence Act**
Purpose: To prevent or mitigate incidents of school violence by promoting coordinated, evidence-based approaches to school safety that encourage collaboration between schools and local law enforcement.
Description: Grant funding awarded under this program must be used to support evidence-based programs and will be distributed equitably among the geographic regions of the United States and among urban, suburban, and rural areas. Federal funds awarded under the STOP School Violence Act Program may be used to pay up to 75 percent of the total cost of any project that they support, requiring a 25 percent cash or in-kind match from the grantee.
- **DNA and Related Forensics Programs and Activities**
Purpose: To maximize the use of DNA and other forensic technology in the criminal justice system to ensure accuracy and fairness
Description: Grants to states to purchase equipment, conduct analysis and review of data, and upload data into national databases. DNA and forensic science can speed the prosecution of the guilty, protect the innocent from wrongful prosecution, and exonerate those wrongfully convicted of a crime.
- **National Sexual Assault Kit Initiative (SAKI)**
Purpose: Addresses a common gap in response to rape and sexual assault at the state, local, and tribal levels by promoting timely resolution of cases associated with sexual assault kits (SAKs) that have never been submitted or are backlogged at crime labs for forensic DNA testing. In FY 2020, this program will also focus on related cold-case investigations.
Description: This program supports community efforts to identify critical needs in the areas of sexual assault prevention, investigation, prosecution, and victims’ services and to

implement strategies to address these needs. These strategies typically include plans for expediting the analysis of untested evidence kits. This program also provides training and technical assistance designed to improve the justice system's response to rape and sexual assault cases throughout the Nation. In addition, there are a significant number of violent serial offenders being linked to SAKs. Not only are these offenders committing sexual assaults, but they are frequently responsible for homicides and other violent offenses.

- **National Public Safety Partnership Program (PSP)**

Purpose: Offers a comprehensive approach to accessing DOJ training, technical assistance, and expertise to support the development of innovative violence reduction strategies in the Nation's most violent cities.

Description: DOJ and its federal partners invite cities to participate in this program based on analysis of quantitative and qualitative criminal justice data. Cities that accept this invitation begin a two-year engagement with PSP. Each city develops a data-driven approach to addressing its unique violence reduction needs during the first year of its engagement. During the second year, the cities draw on the training, technical assistance, and expertise of OJP and its federal agency partners to assist them in implementing their strategies. In FY 2020, this program is requested as a carveout of the Byrne JAG Program.

- **Second Chance Act (SCA) Program**

Purpose: Reduce criminal recidivism by assisting ex-offenders successfully reintegrate into their communities following a prison or jail sentence, thus increasing public safety.

Description: The SCA program provides grants to help state, local, and tribal corrections and public safety agencies implement and improve a variety of reentry services including housing, educational and employment assistance, mentoring relationships, mental health services, substance abuse treatment services, and family-support services. A significant body of research indicates properly designed and implemented reentry programs not only help to reduce recidivism, but also improve outcomes for those released from prison or jail. The Second Chance Act was reauthorized in the First Step Act, which became law in December 2018 and seeks to reduce recidivism, refine sentencing laws, and eliminate disproportionate penalties for certain crimes.

- **National Criminal History Improvement Program (NCHIP)**

Purpose: Improves the Nation's safety and security by enhancing the quality and completeness of electronic criminal history record information contributing to the effective implementation of background check systems.

Description: NCHIP provides grants, training, and technical assistance that help states and territories to improve the accuracy, timeliness, and immediate accessibility of criminal history and related records. These records play a vital role in supporting the National Instant Criminal Background Check System (NICS) and helping federal, state, local, and tribal law enforcement investigate crime and promote public safety.

- **Prison Rape Elimination Act (PREA) Program**

Purpose: Supports efforts to prevent, detect, and respond to sexual abuse in all state, local, and tribal confinement facilities by helping correctional facilities implement the national PREA standards and monitor the incidence of sexual misconduct in their facilities.

Description: This program provides grant funding and training and technical assistance to help state, local, and tribal governments ensure their detention and correctional facilities comply with the national PREA standards. It also supports the collection of national-level statistics used to monitor the incidence of prison rape and related sexual offenses.

- **Adam Walsh Act Implementation Grant Program**

Purpose: Supports state, local, and tribal governments to implement the provisions of the Sex Offender Registration and Notification Act (SORNA), Title I of the Adam Walsh Act.

Description: This program provides grants and technical assistance to assist jurisdictions with SORNA implementation and with improving practices to aid in the reduction and prevention of sexual violence.

2. Performance Tables

PERFORMANCE AND RESOURCES TABLE										
Appropriation: State and Local Law Enforcement Assistance										
WORKLOAD/RESOURCES	Target		Actual		Projected		Changes		Requested (Total)	
	FY 2018		FY 2018		FY 2019		Current Services Adjustments and FY 2019 Program Changes		FY 2020 Request	
Workload										
Percent of solicitations released on time	75%		28.6%		75%					TBD
Percent of awards made against plan	90%		39.3%		90%					TBD
Total Dollars Obligated	\$1,680,000		\$1,353,788		\$1,680,000		-\$197,800			\$1,482,200
-Grants	\$1,377,600		\$1,218,409		\$1,512,000		-\$178,020			\$1,333,980
-Non-Grants	\$302,400		\$135,379		\$168,000		-\$19,780			\$148,220
Percent of Dollars Obligated to Funds Available in the FY										
-Grants	82%		90%		90%		90%			90%
-Non-Grants	18%		10%		10%		10%			10%
Total Costs and FTE (reimbursable FTE are included, but reimbursable costs are bracketed and not included in the total)	FTE	\$000	FT E	\$000	FTE	\$000	FT E	\$000	FTE	\$000
		\$1,680,000		\$1,353,788		\$1,680,000		-\$197,800		\$1,482,200
TYPE	PERFORMANCE	FY 2018	FY 2018		FY 2019		Current Services Adjustments and FY 2019 Program Changes		FY 2020 Request	
Outcome	Percent of participants who reoffend while participating in the Drug Court program (long-term)	11%	4%		9%		-4%		5%	
Outcome	Percent of drug court participants who graduate from the drug court program	51%	52%		55%		0		55%	
Output	Number of participants in RSAT	25,000	TBD		22,000		0		22,000	
Outcome	Percent increase in the number of DNA profile uploads into the Combined DNA Index System (CODIS) system from the previous fiscal year.	5%	7%		10%		-2%		8%	

Performance Measure	Applicable Year	Year Type	Footnote	Footnote Comments
Percent of solicitations released on time versus planned	2019, 2020	FY	Target not available	Targets will be established upon the appropriation of funds
Percent of awards made against plan	2019, 2020	FY	Target not available	Targets will be established upon the appropriation of funds
Number of participants in RSAT	2018	FY	Data is unavailable	Data will become available in March 2019.

PERFORMANCE MEASURE TABLE											
Office/Program		BJS/NCHIP		Performance Report and Performance Plan targets							
Appropriation		State and Local Law Enforcement Assistance		FY							
DOJ Strategic Objective	OJP Strategic Objective	Type	Performance Measure	2014 Actual	2015 Actual	2016 Actual	2017 Actual	2018 Target	2018 Actual	2019 Target	2020 Target
3.1	4.2	Output	Number of states in Interstate Identification Index (III) System	51	51	51	51	52	51	52	52
3.1	4.2	Output	Number of states participating in the FBI's Next Generation Identification (NGI) system	55	55	55	55	56	55	56	56
3.1	4.2	Output	Number of states participating in the FBI's protection order file	53	53	53	53	54	53	54	54
3.1	4.2	Output	Number of states submitting data to the National Instant Criminal Background Check System Index (NICS Index) (at least 10 records)	46	48	49	49	53	52	53	53
3.1	4.2	Outcome	Percentage of applications for firearms transfers rejected primarily for the presence of a prior felony conviction history	1.3%	1.5%	TBD	N/A	2%	TBD	2%	2%
3.1	4.2	Outcome	Percentage of recent state records which are automated	95%	NA	96%	N/A	98%	TBD	N/A	98%
3.1	4.2	Outcome	Percentage of records accessible through Interstate Identification Index	81%	NA	86%	N/A	82%	TBD	N/A	86%

Performance Measure	Applicable Year	Year Type	Footnotes	Footnote Comments
Percentage of applications for firearms transfers rejected primarily for the presence of a prior felony conviction history	2018	FY	Data is unavailable	Data has not been published.
Percentage of recent state records which are automated	2018	FY	Data is unavailable	Data provided from biennial report of state criminal history information systems (late 2018).
Percentage of records accessible through Interstate Identification Index	2018	FY	Data is unavailable	Data provided from biennial report of state criminal history information systems (late 2018).

PERFORMANCE MEASURE TABLE											
Office/Program		NIJ/DNA Program			Performance Report and Performance Plan targets						
Appropriation		State and Local Law Enforcement Assistance			FY						
DOJ Strategic Objective	OJP Strategic Objective	Type	Performance Measure	2014 Actual	2015 Actual	2016 Actual	2017 Actual	2018 Target	2018 Actual	2019 Target	2020 Target
3.1	1.1	Outcome	Percent increase in the number of DNA profile uploads into the Combined DNA Index System (CODIS) system from the previous fiscal year.	27%	7%	5%	7%	5%	7%	10%	8%

PERFORMANCE MEASURE TABLE											
Office/Program		NIJ/Coverdell Program			Performance Report and Performance Plan targets						
Appropriation		State and Local Law Enforcement Assistance			FY						
DOJ Strategic Objective	OJP Strategic Objective	Type	Performance Measure	2014 Actual	2015 Actual	2016 Actual	2017 Actual	2018 Target	2018 Actual	2019 Target	2020 Target
3.1	1.1	Outcome	TBD	N/A	N/A	N/A	N/A	N/A	N/A	N/A	TBD

Performance Measure	Applicable Year	Year Type	Footnotes	Footnote Comments
TBD	2020	FY	Other	This measure is currently under development and will be newly established, reporting effective FY2020.

PERFORMANCE MEASURE TABLE											
Office/Program		BJA/Drug Court Programs		Performance Report and Performance Plan targets and actuals							
Appropriation		State and Local Law Enforcement Assistance		FY							
DOJ Strategic Objective	OJP Strategic Objective	Type	Performance Measure	2014 Actual	2015 Actual	2016 Actual	2017 Actual	2018 Target	2018 Actual	2019 Target	2020 Target
3.1	N/A	Outcome	Percent of participants who reoffend while participating in the Drug Court program	9%	2%	5%	4%	11%	4%	9%	5%
3.1	N/A	Outcome	Percent of Drug Court program participants, enrolled in the program at least 90 days, who tested positive for alcohol or illegal substance	22%	23%	26%	27%	22%	24%	22%	22%
3.1	N/A	Outcome	Percent of drug court participants who graduate from the drug court program	51%	53%	56%	48%	51%	52%	55%	55%
3.1	N/A	Efficiency	Program cost per drug court graduate	\$6,953	N/A	\$9,366	\$3,892	\$11,708	\$4,888	\$11,708	N/A

Performance Measure	Applicable Year	Year Type	Footnotes	Footnote Comments
Program cost per drug court graduate	2017	FY	Other	The cost per drug court graduate in FY 2017 is much lower than expected. This is partially due to 2 large counties that "graduated" a large number of participants with federal awards less than \$300,000.
Program cost per drug court graduate	2020	FY	This measure was discontinued	Reporting for this measure will conclude FY2020. The BJA-funded portion of a Drug Court Program is often only a small percentage of the funding that supports a drug court. Since BJA does not collect data on the other funding sources of its grantees in a systematic way, this measure is not a true reflection of the cost per drug court graduate. Thus it is being retired.

PERFORMANCE MEASURE TABLE

Office/Program		BJA/Prescription Drug Monitoring Program		Performance Report and Performance Plan targets and actuals							
Appropriation		State and Local Law Enforcement Assistance		FY							
DOJ Strategic Objective	OJP Strategic Objective	Type	Performance Measure	2014 Actual	2015 Actual	2016 Actual	2017 Actual	2018 Target	2018 Actual	2019 Target	2020 Target
3.1	N/A	Outcome	Number of interstate unsolicited reports produced	26,376	1,890	3,033,593	903,010	16,208	TBD	1,000,000	N/A
3.2	N/A	Outcome	Number of interstate solicited reports produced	4,640,553	3,776,750	63,840,510	132,430,898	8,600,000	TBD	8,600,000	N/A
3.1	N/A	Outcome	Percent of grantees with a registered prescriber rate above 65% in their state PDMPs	N/A	N/A	N/A	N/A	N/A	N/A	N/A	0.50%

Performance Measure	Applicable Year	Year Type	Footnotes	Footnote Comments
Number of interstate solicited reports produced	2018	FY	Data is unavailable	Data will become available March 2019.
Number of interstate unsolicited reports produced	2018	FY	Data is unavailable	Data will become available March 2019.
Number of interstate solicited reports produced	2020	FY	This measure was discontinued	This measure is being retired. This measure has proven to be very volatile and does not seem to be linked well to program funding. Rather, other environmental factors, including the number of prescriptions being filled, have a larger impact on this measure. Due to its volatility, this measure should be retired and replaced with a different PDMP measure (see below).
Number of interstate unsolicited reports produced	2020	FY	This measure was discontinued	This measure is being retired. This measure has proven to be very volatile and does not seem to be linked well to program funding. Rather, other environmental factors, including the number of prescriptions being filled, have a larger impact on this measure. Due to its volatility, this measure should be retired and replaced with a different PDMP measure (see below).
Percent of grantees with a registered prescriber rate above 65% in their state PDMPs	2020	FY	This measure was established	This measure is newly established, data collection and reporting effective FY2020. This measure should be added in place of the other PDMP measures. 49 states, the District of Columbia and Guam have a PDMP that is operational. However, states vary in their level of maturity and level of use among prescribers. PDMPs are working toward increasing the utilization of PDMPs by prescribers and end users for things such as solicited and unsolicited reports (i.e., reports that may indicate

suspicious or questionable prescribing practices). This measure is appropriate for this program because PDMPs are only as good as the data that is entered into the databases, primarily done through prescribers. As the prescriber registration rate increase, PDMPs utility across all users also increases.

PERFORMANCE MEASURE TABLE											
Office/Program		BJA/Byrne Memorial Justice Assistance Grants		Performance Report and Performance Plan targets and actuals							
Appropriation		State and Local Law Enforcement Assistance		FY							
DOJ Strategic Objective	OJP Strategic Objective	Type	Performance Measure	2014 Actual	2015 Actual	2016 Actual	2017 Actual	2018 Target	2018 Actual	2019 Target	2020 Target
3.1	N/A	Outcome	Successful completion rate for individuals participating in drug-related JAG Programs	62%	63%	62%	63%	57%	47%	59%	0%

Performance Measure	Applicable Year	Year Type	Footnotes	Footnote Comments
Successful completion rate for individuals participating in drug-related JAG Programs	2018	FY	Other	The target was likely missed due to one grantee's extremely low completion rate (8%). Removing this outlier provides an adjusted 54% completion rate bringing the actual closer to target.

PERFORMANCE MEASURE TABLE											
Office/Program		BJA/Second Chance Act		Performance Report and Performance Plan targets and actuals							
Appropriation		State and Local Law Enforcement Assistance		FY							
DOJ Strategic Objective	OJP Strategic Objective	Type	Performance Measure	2014 Actual	2015 Actual	2016 Actual	2017 Actual	2018 Target	2018 Actual	2019 Target	2020 Target
3.1	N/A	Output	Number of participants in SCA-funding programs	7,047	6,006	6,222	5,352	4,356	5,042	4,356	N/A
3.1	N/A	Outcome	Percent of participants from the SCA Co-Occurring program completing the	N/A	N/A	N/A	N/A	N/A	N/A	N/A	60%

			program that were successful								
--	--	--	------------------------------	--	--	--	--	--	--	--	--

Performance Measure	Applicable Year	Year Type	Footnotes	Footnote Comments
Number of participants in SCA-funding programs	2020	FY	This measure was discontinued	This measure is being retired. Going forward, SCA Improving Reentry for Adults with Co-Occurring Substance Abuse and Mental Illness grantees will increase activities focused on system and process improvements. (see below)
Percent of participants from the SCA Co-Occurring program completing the program that were successful	2020	FY	This measure was established	This measure is newly established, data collection and reporting effective FY2020. This new measure more directly relates to grantee effectiveness in ensuring successful program completion among participants (rather than the overall number of participants).

PERFORMANCE MEASURE TABLE											
Office/Program		BJA/Tribal Program			Performance Report and Performance Plan targets and actuals						
Appropriation		State and Local Law Enforcement Assistance			FY						
DOJ Strategic Objective	OJP Strategic Objective	Type	Performance Measure	2014 Actual	2015 Actual	2016 Actual	2017 Actual	2018 Target	2018 Actual	2019 Target	2020 Target
3.1	N/A	Output	Number of individuals in Indian Country that are receiving substance abuse treatment services (in-patient or out-patient), including Healing-to-Wellness Court	0	0	783	553	0	518	500	500
3.1	N/A	Outcome	Graduation/completion rate of program participants in a Drug Court/Healing-To-Wellness/Treatment program	N/A	N/A	N/A	N/A	N/A	N/A	N/A	55%

Performance Measure	Applicable Year	Year Type	Footnotes	Footnote Comments
Number of individuals in Indian Country that are receiving substance abuse treatment services (in-	2018	FY	Other	Targets were not established until FY 2019; this measure was established in FY 2016.

patient or out-patient), including Healing-to-Wellness Court				
Graduation/completion rate of program participants in a Drug Court/Healing-To-Wellness/ /Treatment program	2020	FY	This measure was established	This measure is newly established, reporting effective FY2020.

PERFORMANCE MEASURE TABLE											
Office/Program		BJA/Project Safe Neighborhoods (PSN)		Performance Report and Performance Plan targets and actuals							
Appropriation		State and Local Law Enforcement Assistance		FY							
DOJ Strategic Objective	OJP Strategic Objective	Type	Performance Measure	2014 Actual	2015 Actual	2016 Actual	2017 Actual	2018 Target	2018 Actual	2019 Target	2020 Target
3.1	N/A	Output	Number of grants made to state and local law enforcement agencies to promote police/community partnerships for crime reduction	N/A	N/A	N/A	N/A	15	86	94	94

Performance Measure	Applicable Year	Year Type	Footnotes	Footnote Comments
Number of grants made to state and local law enforcement agencies to promote police/community partnerships for crime reduction	2018	FY	This measure was established.	The FY 2019 target assumes that the PSN program will be administered as a block grant.

PERFORMANCE MEASURE TABLE											
Office/Program		BJA/RSAT		Performance Report and Performance Plan targets and actuals							
Appropriation		State and Local Law Enforcement Assistance		CY							
DOJ Strategic Objective	OJP Strategic Objective	Type	Performance Measure	2014 Actual	2015 Actual	2016 Actual	2017 Actual	2018 Target	2018 Actual	2019 Target	2020 Target
3.1	3.4	Output	Number of participants in RSAT	26,815	24,162	24,029	19,628	25,000	TBD	22,000	22,000

3.1	N/A	Outcome	Percent of drug and alcohol tests from residential program participants that were drug and alcohol free	N/A	N/A	94%	92%	95%	TBD	95%	95%
3.1	N/A	Outcome	Percent jail based/residential successful completions	72%	N/A	68%	69%	70%	TBD	70%	70%
3.1	N/A	Outcome	Percent of jail based/residential participants tested positive for alcohol or illegal substances	4%	N/A	5%	8%	5%	TBD	5%	N/A
3.1	N/A	Outcome	Percent of participants who successfully completed all requirements of the aftercare portion of the RSAT program	38%	N/A	28%	51%	47%	TBD	47%	47%
3.1	N/A	Outcome	Percent of participants that successfully completed aftercare who were arrested on a new charge	0	0	7%	N/A	10%	TBD	10%	N/A

Performance Measure	Applicable Year	Year Type	Footnotes	Footnote Comments
Number of participants in RSAT	2018	FY	Data is unavailable	Data will become available March 2019
Percent of drug and alcohol tests from residential program participants that were drug and alcohol free	2018	FY	Data is unavailable	Data will become available March 2019
Percent jail based/residential successful completions	2018	FY	Data is unavailable	Data will become available March 2019
Percent of jail based/residential participants tested positive for alcohol or illegal substances	2018	FY	Data is unavailable	Data will become available March 2019
Percent of participants who successfully completed all requirements of the aftercare portion of the RSAT program	2018	FY	Data is unavailable	Data will become available March 2019
Percent of participants that successfully completed aftercare who were arrested on a new charge	2018	FY	Data is unavailable	Data will become available March 2019
Percent of jail based/residential participants tested positive for alcohol or illegal substances	2020	FY	This measure was discontinued	Reporting on this measure will conclude in FY2020
Percent of participants that successfully completed aftercare who were arrested on a new charge	2020	FY	This measure was discontinued	Reporting on this measure will conclude in FY2020

PERFORMANCE MEASURE TABLE											
Office/Program		BJA/Comprehensive Opioid Abuse Program		Performance Report and Performance Plan targets and actuals							
Appropriation		State and Local Law Enforcement Assistance		FY							
DOJ Strategic Objective	OJP Strategic Objective	Type	Performance Measure	2014 Actual	2015 Actual	2016 Actual	2017 Actual	2018 Target	2018 Actual	2019 Target	2020 Target
3.1	N/A	Outcome	Percent of individuals that received services (recovery support or substance abuse treatment) who do not experience a subsequent overdose within the 6 months following their referral into the program	N/A	N/A	N/A	N/A	N/A	N/A	N/A	10%

Performance Measure	Applicable Year	Year Type	Footnotes	Footnote Comments
Percent of individuals that received services (recovery support or substance abuse treatment) who do not experience a subsequent overdose within the 6 months following their referral into the program	2020	FY	This measure was established	This measure is newly established, reporting effective FY2020.

PERFORMANCE MEASURE TABLE											
Office/Program		BJA/Justice and Mental Health Collaboration Program		Performance Report and Performance Plan targets and actuals							
Appropriation		State and Local Law Enforcement Assistance		FY							
DOJ Strategic Objective	OJP Strategic Objective	Type	Performance Measure	2014 Actual	2015 Actual	2016 Actual	2017 Actual	2018 Target	2018 Actual	2019 Target	2020 Target
3.1	N/A	Outcome	% of participants who were tested that did not test positive for the presence of alcohol or illicit substances during the reporting period	N/A	N/A	N/A	N/A	N/A	N/A	N/A	83%

Performance Measure	Applicable Year	Year Type	Footnotes	Footnote Comments
---------------------	-----------------	-----------	-----------	-------------------

Percent of participants who were tested that did not test positive for the presence of alcohol or illicit substances during the reporting period	2020	FY	This measure was established	This measure is newly established, reporting effective FY2020.
--	------	----	------------------------------	--

PERFORMANCE MEASURE TABLE											
Office/Program		OJJDP/Drug Court Program		Performance Report and Performance Plan targets and actuals							
Appropriation		State and Local Law Enforcement Assistance		FY							
DOJ Strategic Objective	OJP Strategic Objective	Type	Performance Measure	2014 Actual	2015 Actual	2016 Actual	2017 Actual	2018 Target	2018 Actual	2019 Target	2020 Target
3.1	N/A	Outcome	Percent of participants successfully completing program requirements (e.g. Graduation Rate)	N/A	N/A	N/A	N/A	N/A	N/A	N/A	TBD

Performance Measure	Applicable Year	Year Type	Footnotes	Footnote Comments
Percent of participants successfully completing program requirements (e.g., Graduation Rate)	2020	FY	This measure was established	This measure is newly established, reporting effective FY2020.

PERFORMANCE MEASURE TABLE											
Office/Program		OJJDP/Second Chance Act Program		Performance Report and Performance Plan targets and actuals							
Appropriation		State and Local Law Enforcement Assistance		FY							
DOJ Strategic Objective	OJP Strategic Objective	Type	Performance Measure	2014 Actual	2015 Actual	2016 Actual	2017 Actual	2018 Target	2018 Actual	2019 Target	2020 Target
3.1	N/A	Outcome	Percent of participants successfully completing program requirements (e.g. Graduation Rate)	N/A	N/A	N/A	N/A	N/A	N/A	N/A	TBD

Performance Measure	Applicable Year	Year Type	Footnotes	Footnote Comments
Percent of participants successfully completing program requirements (e.g., Graduation Rate)	2020	FY	This measure was established	This measure is newly established, reporting effective FY2020.

D. Juvenile Justice Programs

(Dollars in Thousands)

<i>Juvenile Justice Programs</i>	Direct Pos.	Estimate FTE	Amount
2018 Enacted			\$282,500
2019 C.R. Rate			282,500
Adjustments to Base and Technical Adjustments			0
2020 Current Services			282,500
2020 Program Increases			5,500
2020 Program Offsets			(49,500)
2020 Request			238,500
Total Change 2019-2020			(\$44,000)

1. Account Description

In FY 2020, OJP requests \$238.5 million for the Juvenile Justice Programs account, which is \$44.0 million below the FY 2019 C.R. Rate. This account supports programs that help state, local, and tribal governments address juvenile crime and delinquency, and assist children victimized by crime and abuse. Office of Juvenile Justice and Delinquency Prevention (OJJDP) programs also promote efforts to improve the functioning of the juvenile justice system; hold juvenile offenders accountable for their actions; and provide appropriate reentry services for youth returning to their communities after detention in secure correctional facilities.

Key programs funded under this appropriation account include:

- Missing and Exploited Children (MEC) Program**
Purpose: Supports and enhances the response to missing children and their families.
Description: This program supports the infrastructure for national efforts to prevent and respond to the abduction and exploitation of America’s children. The MEC program supports the Internet Crimes Against Children Task Force Program, National Center for Missing and Exploited Children, and the AMBER Alert Program.
- Part B Formula Grants**
Purpose: Supports state and local programs designed to prevent and address juvenile crime and delinquency, as well as improve the juvenile justice system.
Description: This program awards formula grants to states, which then issue awards and subawards to agencies and organizations at the local and tribal levels. Grantees may use these awards and subawards to: 1) support the development and implementation of comprehensive state juvenile justice plans; 2) improve the fairness and responsiveness of the juvenile justice system and ensure juvenile offender accountability; and 3) fund training and technical assistance to help small, non-profit and faith-based organizations with the federal grants process.

- **Victims of Child Abuse (VOCA) – Improving Investigation and Prosecution of Child Abuse Program**

Purpose: Enhances the effectiveness of the investigation and prosecution of child abuse cases.

Description: This program provides training and technical assistance to professionals involved in investigating, prosecuting, and treating child abuse. It also supports the development of Children's Advocacy Centers and multidisciplinary teams that prevent the inadvertent re-victimization of an abused child by the justice and social service systems.

- **Youth Mentoring Program**

Purpose: To reduce juvenile delinquency, gang involvement, academic failure, victimization, and school dropout rates through one-on-one, group, and/or peer mentoring.

Description: Through this program, OJJDP increases the capacity of state and local jurisdictions and tribal governments to develop, implement, expand, evaluate, and sustain youth mentoring efforts that incorporate evidence-based findings of best practices and principles.

2. Performance Tables

PERFORMANCE AND RESOURCES TABLE											
Appropriation: Juvenile Justice											
WORKLOAD/RESOURCES		Target		Actual		Projected		Changes		Requested (Total)	
		FY 2018		FY 2018		FY 2019		Current Services Adjustments and FY 2019 Program Changes		FY 2020 Request	
Workload											
Percent of Solicitations Released on Time		75%		54.5%		75%				TBD	
Percent of Awards Made Against Plan		90%		72.7%		90%				TBD	
Total Dollars Obligated		\$282,500		\$254,976		\$282,500		-\$44,000		\$238,500	
-Grants		\$271,200		\$244,777		\$271,200		-\$42,240		\$228,960	
-Non-Grants		\$11,300		\$10,199		\$11,300		-\$1,760		\$9,540	
Percent of Dollars Obligated to Funds Available in the FY											
-Grants		96%		96%		96%		96%		96%	
-Non-Grants		4%		4%		4%		4%		4%	
Total Costs and FTE (reimbursable FTE are included, but reimbursable costs are bracketed and not included in the total)		FTE	\$000	FTE	\$000	FTE	\$000	FTE	\$000	FTE	\$000
			\$282,500		\$254,976		\$282,500		-\$44,000		\$238,500
TYPE	PERFORMANCE	FY 2018		FY 2018		FY 2019		Current Services Adjustments and FY 2019 Program Changes		FY 2020 Request	
Outcome	Percent of youth who offend and reoffend	15%		N/A		15%		0		15%	
Outcome	Percent of states and territories that are determined to be in compliance with the four Core Requirements of the JJDP Act of 2002	90%		N/A		90%		0		90%	
Outcome	Percent of grantees implementing one or more evidence-based programs	59%		N/A		59%		1%		60%	
Outcome	Percent of youth who exhibit a desired change in the targeted behavior	73%		N/A		73%		0		73%	
Efficiency	Percentage of funds allocated to grantees implementing one or more evidence-based programs	57%		N/A		57%		1%		58%	
Outcome	Percent of children recovered within 72 hours of an issuance of an AMBER Alert	92%		N/A		92%		0		92%	

Performance Measure	Applicable Year	Year Type	Footnote	Footnote Comments
Percent of solicitations released on time versus planned	2019, 2020	FY	Target not available	Targets will be established upon the appropriation of funds
Percent of awards made against plan	2019, 2020	FY	Target not available	Targets will be established upon the appropriation of funds
All remaining performance measures listed above	2018	FY	Data is unavailable	Data will become available in March 2019; currently only six months of data is accessible.

PERFORMANCE MEASURE TABLE											
Office/Program		OJJDP/ Juvenile Justice Programs		Performance Report and Performance Plan targets							
Appropriation		Juvenile Justice		FY							
DOJ Strategic Objective	OJP Strategic Objective	Type	Performance Measure	2014 Actual	2015 Actual	2016 Actual	2017 Actual	2018 Target	2018 Actual	2019 Target	2020 Target
3.1	N/A	Outcome	Percent of youth who offend and reoffend	7%	7%	8%	12%	15%	N/A	15%	15%
3.1	N/A	Outcome	Percent of states and territories that are determined to be in compliance with the four Core Requirements of the JJDP Act of 2002	89%	93%	84%	N/A	90%	N/A	90%	90%
3.1	N/A	Outcome	Percent of youth who exhibit a desired change in the targeted behavior	80%	66%	64%	60%	73%	N/A	73%	73%
3.1	N/A	Outcome	Percent of grantees implementing one or more evidence-based programs	64%	59%	64%	70%	59%	N/A	59%	60%
3.1	N/A	Efficiency	Percentage of funds allocated to grantees implementing one or more evidence-based programs	63%	65%	63%	65%	57%	N/A	57%	58%
3.1	N/A	Outcome	Percent of children recovered within 72 hours of an issuance of an AMBER Alert	96%	94%	95%	96%	92%	95%	92%	92%
3.1	N/A	Output	Number of forensic exams completed	65,762	59,674	77,171	84,794	32,000	84,948	32,000	55,000

3.1	N/A	Outcome	Percent of tribal youth participating in federally-funded, tribally-controlled programs who demonstrate improved outcomes (i.e., change in targeted behaviors).	N/A	73%	73%	81%	75%	N/A	75%	75%
3.1	N/A	Outcome	Percent of tribal youth participating in federally-funded, tribally-controlled programs who offend.	N/A	13%	12%	8%	7%	N/A	7%	7%

Performance Measure	Applicable Year	Year Type	Footnotes	Footnote Comments
Percent of states and territories that are determined to be in compliance with the four Core Requirements of the JJDP Act of 2002	2017	FY	Other	JABG, Title II, and TYP data has not undergone data verification.
Percent of youth who offend and reoffend	2018	FY	Data is unavailable	Data will become available in March 2019; currently only six months of data is accessible.
Percent of states and territories that are determined to be in compliance with the four Core Requirements of the JJDP Act of 2002	2018	FY	Data is unavailable	Data will become available in March 2019; currently only six months of data is accessible.
Percent of youth who exhibit a desired change in the targeted behavior	2018	FY	Data is unavailable	Data will become available in March 2019; currently only six months of data is accessible.
Percent of grantees implementing one or more evidence-based programs	2018	FY	Data is unavailable	Data will become available in March 2019; currently only six months of data is accessible.
Percentage of funds allocated to grantees implementing one or more evidence-based programs	2018	FY	Data is unavailable	Data will become available in March 2019; currently only six months of data is accessible.
Percent of tribal youth participating in federally-funded, tribally-controlled programs who demonstrate improved outcomes (i.e., change in targeted behaviors)	2018	FY	Data is unavailable	Data will become available in March 2019; currently only six months of data is accessible.
Percent of tribal youth participating in federally-funded, tribally-controlled programs who offend	2018	FY	Data is unavailable	Data will become available in March 2019; currently only six months of data is accessible.

PERFORMANCE MEASURE TABLE		
Office/Program	OJJDP/ Tribal Youth Programs	Performance Report and Performance Plan targets
Appropriation	Juvenile Justice	FY

DOJ Strategic Objective	OJP Strategic Objective	Type	Performance Measure	2014 Actual	2015 Actual	2016 Actual	2017 Actual	2018 Target	2018 Actual	2019 Target	2020 Target
3.1	N/A	Outcome	Percent of participants successfully completing program requirements (e.g. Graduation Rate)	N/A	N/A	N/A	N/A	N/A	N/A	N/A	TBD
3.1	N/A	Outcome	Percent of participants successfully completing program requirements (e.g. Graduation Rate)	N/A	N/A	N/A	N/A	N/A	N/A	N/A	TBD
3.1	N/A	Outcome	Percent of program youth who exhibit a desired change in targeted behavior (substance abuse) during the reporting period	0%	0%	0%	0%	0%	0%	0%	0%

Performance Measure	Applicable Year	Year Type	Footnotes	Footnote Comments
Percent of participants successfully completing program requirements (e.g., Graduation Rate)	2020	FY	This measure was established	This measure is newly established, reporting effective FY2020.
Percent of participants successfully completing program requirements (e.g., Graduation Rate)	2020	FY	This measure was established	This measure is newly established, reporting effective FY2020.
Percent of program youth who exhibit a desired change in targeted behavior (substance abuse) during the reporting period	2020	FY	This measure was established	This measure is newly established, reporting effective FY2020.

E. Public Safety Officers' Benefits

(Dollars in Thousands)

<i>Public Safety Officers' Benefits</i>	Direct Pos.	Estimate FTE	Amount
2018 Enacted			\$116,800
2019 C.R. Rate			116,800
Adjustments to Base and Technical Adjustments			0
2020 Current Services			116,800
2020 Program Increases			23,000
2020 Program Offsets			0
2020 Request			139,800
Total Change 2019-2020			\$23,000

1. Account Description

In FY 2020, OJP requests \$139.8 million for the Public Safety Officers' Benefits (PSOB) appropriation account (both mandatory and discretionary), which is \$23.0 million above the FY 2019 C.R. Rate. This increase will support the mandatory appropriation request, which totals \$115.0 million. This program provides benefits to the families and other survivors of public safety officers killed or fatally injured in the line of duty, as well as to public safety officers permanently disabled in the line of duty.

The PSOB program represents a unique partnership between DOJ, state and local public safety agencies, and national organizations. In addition to administering payment of benefits, OJP works closely with national law enforcement and first responder groups, educating public safety agencies regarding the initiative and offering support to families and colleagues of fallen law enforcement officers and firefighters.

The key programs included under this appropriation account are:

- **PSOB Death Benefits**, a one-time financial benefit to survivors of public safety officers whose deaths resulted from injuries sustained in the line of duty, which is funded by a mandatory appropriation. In FY 2018, the PSOB death benefit was \$350,079. In FY 2019, the PSOB death benefit is \$359,316.
- **PSOB Disability Benefits**, a one-time financial benefit to public safety officers permanently and totally disabled by catastrophic injuries sustained in the line of duty, which is funded through discretionary appropriations. The FY 2018 disability benefit was \$350,079. In FY 2019, the disability benefit is \$359,316.
- **PSOB Education Benefits**, which provide financial support for higher education expenses (such as tuition and fees, books, supplies, and room and board) to the eligible spouses and children of public safety officers killed or permanently and totally disabled in the line of duty, which is funded through discretionary appropriations. In FY 2019, the PSOB education benefit is up to \$1,224 per month.

2. Performance Tables

PERFORMANCE AND RESOURCES TABLE										
Appropriation: Public Safety Officers' Benefits (Mandatory, Education, and Disability – BJA)										
WORKLOAD/RESOURCES	Target		Actual		Projected		Changes		Requested (Total)	
	FY 2018		FY 2018		FY 2019		Current Services Adjustments and FY 2019 Program Changes		FY 2020 Request	
Workload										
Number of claims processed	N/A		384		N/A				N/A	
Total Dollars Obligated	\$116,800		\$136,606		\$116,800		\$23,000		\$139,800	
-Claims	\$103,952		\$125,678		\$107,456		\$21,160		\$128,616	
-Other Services	\$12,848		\$10,928		\$9,344		\$1,840		\$11,184	
Percent of Dollars Obligated to Funds Available in the FY										
-Claims	89%		92%		92%		92%		92%	
-Other Services	11%		8%		8%		8%		8%	
Total Costs and FTE (reimbursable FTE are included, but reimbursable costs are bracketed and not included in the total)	FT E	\$000	FTE	\$000	FTE	\$000	FTE	\$000	FTE	\$000
		\$116,800		\$136,606		\$116,800		\$23,000		\$139,800

Performance Measure	Applicable Year	Year Type	Footnote	Footnote Comments
Number of claims processed	2018, 2019, 2020	FY	Target unavailable	OJP is unable to target the expected number of public safety claims to be processed

PERFORMANCE MEASURE TABLE										
Office/Program	BJA/Public Safety Officers Benefits Program		Performance Report and Performance Plan targets and actuals							
Appropriation	Public Safety Officers Benefits Program		FY							
DOJ Strategic Objective	OJP Strategic Objective	Type	Performance Measure	2014 Actual	2015 Actual	2016 Actual	2017 Actual	2018 Actual	2019 Target	2020 Target
3.1	N/A	Output	Number of claims processed	251	386	384	368	N/A	N/A	N/A

Performance Measure	Applicable Year	Year Type	Footnotes	Footnote Comments
Number of claims processed	2018, 2019, 2020	FY	Other	Target unavailable. OJP is unable to target the expected number of public safety claims to be processed

F. Crime Victims Fund

(Dollars in Thousands)

<i>Crime Victims Fund</i>	Direct Pos.	Estimate FTE	Amount
2018 Enacted			\$4,436,000
2019 C.R. Rate			4,436,000
Adjustments to Base and Technical Adjustments			0
2020 Current Services			4,436,000
2020 Program Increases			0
2020 Program Offsets			(2,136,000)
2020 Request			2,300,000
Total Change 2019-2020			(\$2,136,000)

1. Account Description

The FY 2020 President's budget continues the Crime Victims Fund (CVF) reform effort included in the FY 2019 budget. The CVF reform proposal would establish a \$2.3 billion mandatory annual appropriation for the CVF, which is \$2,136.0 million below the FY 2019 C.R. Rate. The CVF is financed by collections of fines, penalty assessments, and bond forfeitures from defendants convicted of federal crimes. Most of the account's resources are the result of large corporate cases rather than individual offenders.

Of the \$2.3 billion total:

- \$492.5 million will be provided to the Office on Violence Against Women;
- \$12 million will be used for Innovations in Crime Victims Services (formerly Vision 21);
- \$115 million will be for Tribal victims assistance grants; and
- \$10 million will be provided to the Office of the Inspector General.

Programs supported by CVF focus on providing compensation to victims of crime and survivors, supporting appropriate victims' service programs and victimization intervention strategies, and building capacity to improve response to crime victims' needs and increase offender accountability. CVF was established to address the continuing need to expand victims' services programs and assist federal, state, local, and tribal agencies and organizations in providing appropriate services to their communities.

The CVF reform effort would eliminate use of the CVF to offset discretionary spending above legally established spending caps, and would provide more reliable funding for the program, allowing for long-term program planning that will better serve victims of crime.

The CVF reform proposal would amend the Victims of Crime Act of 1984 (VOCA) to:

1. Cap annual receipts into the account at \$2.5 billion and sends the remaining to the General Fund of the Treasury;
2. Establish an automatic mandatory appropriation of \$2.3 billion per year;

3. Establish a \$115 million set-aside for tribal victims assistance programs; and
4. Provide for the transfer of funding for programs authorized under the Violence Against Women Act (VAWA), maintaining the independence of the Office on Violence Against Women.

Funding would continue to be distributed in accordance with the statutory distribution formula (authorized by the Victims of Crime Act of 1984, as amended) in addition to modifications requested through the CVF reform proposal:

- Improving Services for Victims of Crime in the Federal Criminal Justice System (Statutory set-aside). Program funds support:
 - Victim assistance personnel through the Executive Office for U.S. Attorneys;
 - Victim specialists via the Federal Bureau of Investigation (FBI) to provide direct assistance to victims of federal crime; and
 - The Nationwide Automated Victim Information and Notification System (VNS) for investigative, prosecutorial, and corrections components to meet victim notification requirements. The VNS is jointly administered by the Executive Office for U.S. Attorneys, the Bureau of Prisons, FBI, U.S. Postal Inspection Service, and DOJ's Criminal Division.
- Improving the Investigation and Prosecution of Child Abuse Cases – Children's Justice and Assistance Act Programs in Indian Country (Statutory set-aside). The program provides support to tribal communities to improve the investigation, prosecution, and overall handling of child sexual and physical abuse in a manner that increases support for and lessens trauma to the victim. The program funds activities such as:
 - Revising tribal codes to address child sexual abuse;
 - Providing child advocacy services for children involved in court proceedings;
 - Developing protocols and procedures for reporting, investigating, and prosecuting child abuse cases;
 - Enhancing case management and treatment services;
 - Offering specialized training for prosecutors, judges, investigators, victim advocates, multidisciplinary or child protection teams, and other professionals who handle severe child physical and sexual abuse cases; and
 - Developing procedures for establishing and managing child-centered interview rooms.

Funding is divided between the U.S. Department of Health and Human Services (which receives 85 percent of the total for state efforts), and OVC (which receives the remaining 15 percent for tribal efforts). Up to \$20.0 million must be used annually to improve the investigation, handling, and prosecution of child abuse cases.

After funding is allocated for the above purpose areas, the remaining funds are available for the following:

- Victims of Crime Act (VOCA) Victim Compensation – Victim Compensation Formula Grant Program: Of the remaining amounts available, up to 47.5 percent may support grant

awards to state crime victims compensation programs. These programs reimburse crime victims for out-of-pocket expenses related to their victimization such as medical and mental health counseling expenses, lost wages, funeral and burial costs, and other costs (except property loss) authorized in a state's compensation statute.

Annually, OVC awards each state at 60 percent of the total amount the state paid to victims from state funding sources two years prior to the year of the federal grant award. If the amount needed to reimburse states for payments made to victims is less than the 47.5 percent allocation, any remaining amount is added to the Victim Assistance Formula Grant Program funding.

Currently, all 50 states, the District of Columbia, the U.S. Virgin Islands, the Commonwealth of Puerto Rico, and the territory of Guam have victim compensation programs. State compensation programs will continue to reimburse victims for crime related expenses authorized by VOCA as well as cover limited program administrative costs and training.

- Victims of Crime Act (VOCA) Victim Assistance – Victim Assistance Formula Grant Program: Funds available to support state and community-based victim service program operations are 47.5 percent of the remaining balance plus any funds not needed to reimburse victim compensation programs at the 60 percent prior year payout amount.

All 50 states plus the District of Columbia, Puerto Rico, and the U.S. Virgin Islands receive a base level of funding and a percentage based on population. The base funding level is \$0.5 million, and the Northern Mariana Islands, Guam, American Samoa, and Palau receive a base of \$0.2 million in addition to funding based off population.

VOCA victim assistance funds support community-based organizations that serve crime victims, including domestic violence shelters; rape crisis centers; child abuse programs; and victim service units in law enforcement agencies, prosecutors' offices, hospitals, and social service agencies.

These programs provide services including crisis intervention, counseling, emergency shelter, criminal justice advocacy, and emergency transportation.

- Non-Formula Grants/Activities Program – National Scope Training and Technical Assistance and Direct Services to Federal, Tribal and Military Crime Victims: VOCA authorizes OVC to use up to 5 percent of funds remaining in the CVF, after statutory set-asides and grants to states, to support:
 - National scope training and technical assistance;
 - Demonstration projects and programs;
 - Program evaluation;
 - Compliance efforts;
 - Fellowships and clinical internships;
 - Training and special workshops for presentation and dissemination of information resulting from demonstrations, surveys, and special projects;

- Compliance monitoring related to guidelines for fair treatment of crime victims and witnesses issued under the Victim and Witness Protection Act as well as the Attorney General’s Guidelines for Victim and Witness Assistance;
- Services and training, in coordination with federal, military, and tribal agencies, to improve the response to the needs of crime victims;
- Coordination of victim services provided by the Federal Government with victim services offered by other public agencies and nonprofit organizations; and
- Direct services to victims of federal crime, including financial support for emergency services.

At least 50 percent of the total non-formula funding must be allocated for national scope training and technical assistance, and demonstration and evaluation projects. The remaining amount is allocated for efforts to improve the response to the needs of federal crime victims.

- Tribal Set-Aside: Up to \$115.0 million will be set-aside for grants and assistance to tribes to improve services and justice for victims of crime.
- Antiterrorism Emergency Reserve Fund (*Statutory special fund*) – The Director of OVC is authorized to set aside up to \$50.0 million in the Antiterrorism Emergency Reserve to meet the immediate and longer-term needs of terrorism and mass violence victims by providing: 1) supplemental grants to states for victim compensation; 2) supplemental grants to states for victim assistance; and 3) direct reimbursement and assistance to victims of terrorism occurring abroad. The Antiterrorism Emergency Reserve Fund is in addition to the \$2.3 billion in CVF funding provided under the annual mandatory appropriation for crime victims programs.
- Child Pornography Victims Reserve (*Statutory special fund*) – This new CVF reserve fund was authorized by the Amy, Vicky, and Andy Child Pornography Victim Assistance Act of 2018 (Public Law 115-299), which became law in December 2018. Under the provisions of this act, the Director of OVC is authorized to set aside up to \$10.0 million in balances from the CVF to support the Child Pornography Victims Reserve. The Reserve will award defined restitution payments of \$35,000 (adjusted annually for inflation) to qualifying victims of child pornography offenses as defined in the Act.

Funding for the Child Pornography Reserve Fund is available in addition to the \$2.3 billion in CVF funding provided under the annual mandatory appropriation for crime victims programs. Special financial assessments authorized by the Amy, Vicky, and Andy Child Pornography Victim Assistance Act against defendants convicted of child pornography offenses will also be deposited in the Child Pornography Victims Reserve to fund restitution payments.

2. Performance Tables

PERFORMANCE AND RESOURCES TABLE											
Appropriation: Crime Victims Fund											
WORKLOAD/RESOURCES		Target		Actual		Projected		Changes		Requested (Total)	
		FY 2018		FY 2018		FY 2019		Current Services Adjustments and FY 2019 Program Changes		FY 2020 Request	
Workload											
Percent of Solicitations Released on Time		75%		36.8%		75%				TBD	
Percent of Awards Made Against Plan		90%		68.4%		90%				TBD	
Total Dollars Obligated		\$4,436,000		\$3,838,995		\$4,436,000		-\$2,136,000		\$2,300,000	
-Grants		\$4,125,480		\$3,685,435		\$4,258,560		-\$2,050,560		\$2,208,000	
-Non-Grants		\$310,520		\$153,560		\$177,440		-\$85,440		\$92,000	
Percent of Dollars Obligated to Funds Available in the FY											
-Grants		93%		96%		96%		96%		96%	
-Non-Grants		7%		4%		4%		4%		4%	
Total Costs and FTE (reimbursable FTE are included, but reimbursable costs are bracketed and not included in the total)		FTE	\$000	FTE	\$000	FTE	\$000	FTE	\$000	FTE	\$000
			\$4,436,000		\$3,838,995		\$4,436,000		\$2,136,000		\$2,300,000
TYPE	Performance Measure	FY 2018		FY 2018		FY 2019		Current Services Adjustments and FY 2019 Program Changes		FY 2020 Request	
Output	Number of victims of a violent crime that receive services through the Victim Assistance program	4.8M		5,836,452		5M		0		5M	

Performance Measure	Applicable Year	Year Type	Footnote	Footnote Comments
Percent of solicitations released on time versus planned	2019, 2020	FY	Target not available	Targets will be established upon the appropriation of funds
Percent of awards made against plan	2019, 2020	FY	Target not available	Targets will be established upon the appropriation of funds

PERFORMANCE MEASURE TABLE											
Office/Program		OVC/ Crime Victims Programs	Performance Report and Performance Plan targets								
Appropriation		Crime Victims Fund	FY								
DOJ Strategic Objective	OJP Strategic Objective	Type	Performance Measure	2014 Actual	2015 Actual	2016 Actual	2017 Actual	2018 Target	2018 Actual	2019 Target	2020 Target
3.1	N/A	Output	Number of victims served by EOUSA/FBI	N/A	N/A	N/A	N/A	35,000	TBD	35,000	35,000
3.1	N/A	Output	Number of Victim Notification System notifications made	N/A	N/A	N/A	16.9M	15M	14.1M	15M	15M
3.1	N/A	Output	Number of victims served through Vision 21, tribal, and other non-formula programs	N/A	N/A	N/A	N/A	6,000	39,089	6,000	8,000
3.1	N/A	Outcome	Percent of programs utilizing evidence-based practices in their work	N/A	N/A	N/A	22%	20%	43%	20%	20%
3.1	N/A	Output	Amount of Crime Victims Compensation Program compensation dollars paid	N/A	N/A	N/A	\$333M	\$325M	\$412M	\$325M	\$325M
3.1	N/A	Output	Number of Crime Victims Compensation Program claims paid	N/A	N/A	N/A	227,815	225,000	246,623	225,000	225,000
3.1	N/A	Output	Number of victims of a violent crime that receive services through the Victim Assistance program	N/A	N/A	N/A	5,090,479	4.8M	5,836,452	5M	5M
3.1	N/A	Outcome	Percent of all victim service organizations at least partially funded through Victim Assistance	N/A	N/A	N/A	N/A	20%	TBD	20%	20%

3.1	N/A	Outcome	Percent of sub-awards using Victim Assistance funding for new or expanded programs	N/A	N/A	N/A	0.260	0.250	0.300	0.250	0.250
3.1	N/A	Output	Number of victims provided with emergency services or compensation	N/A	N/A	N/A	NA	5,000	0.000	5,000	5,000

Performance Measure	Applicable Year	Year Type	Footnotes	Footnote Comments
Number of victims served by EOUSA/FBI	2018	FY	Data is unavailable	Still waiting on data from EOUSA.
Percent of all victim service organizations at least partially funded through Victim Assistance	2018	FY	Data is unavailable	Waiting on BJS to release the number of VSPs to calculate this value.
Number of victims provided with emergency services or compensation	2018	FY	Other	Value is zero because the AEAP program does not run annually like other programs and instead used as needed. Therefore, performance data is sporadic and can have large fluctuations.

G. Domestic Victims of Trafficking Fund (Mandatory)

(Dollars in Thousands)

<i>Domestic Victims of Trafficking Fund</i>	Direct Pos.	Estimate FTE	Amount
2018 Enacted			\$6,000
2019 C.R. Rate			6,000
Adjustments to Base and Technical Adjustments			0
2020 Current Services			6,000
2020 Program Increases			0
2020 Program Offsets			0
2020 Request			6,000
Total Change 2019-2020			\$0

1. Account Description

In FY 2020, OJP requests \$6.0 million for the mandatory Domestic Victims of Trafficking Fund (DVTF), which is equal to the FY 2019 C.R. Rate. This fund is financed by collections of assessments against defendants convicted of trafficking-related offenses under federal law and an annual \$5.0 million funding transfer from the Department of Health and Human Services (HHS).

This Fund supports grant programs to deter human trafficking and to expand and improve services for victims of trafficking in the U.S. and victims of child pornography as authorized by the Victims of Child Abuse Act of 1990, the Trafficking Victims Protection Act of 2000, and the Trafficking Victims Protection Reauthorization Act of 2005. Collections from the federal courts may be used to pay for all forms of programming except for medical services; funding transferred from the HHS may be used to cover the costs of medical services along with other services and programs to address and deter human trafficking.

2. Performance Tables

PERFORMANCE AND RESOURCES TABLE											
Appropriation: Domestic Victims of Trafficking Fund											
WORKLOAD/RESOURCES		Target		Actual		Projected		Changes		Requested (Total)	
		FY 2018		FY 2019		FY 2019		Current Services Adjustments and FY 2019 Program Changes		FY 2020 Request	
Workload											
Percent of Solicitations Released on Time		75%		100%		75%					
Percent of Awards Made Against Plan		90%		100%		90%					
Total Dollars Obligated		TBD		TBD		TBD				TBD	
-Grants		TBD		TBD		TBD				TBD	
-Non-Grants		TBD		TBD		TBD				TBD	
Percent of Dollars Obligated to Funds Available in the FY											
-Grants		N/A		N/A		N/A		TBD		TBD	
-Non-Grants		N/A		N/A		N/A		TBD		TBD	
Total Costs and FTE (reimbursable FTE are included, but reimbursable costs are bracketed and not included in the total)		FTE	\$000	FTE	\$000	FTE	\$6,000	FTE	-\$5,000	FTE	\$1,000
		TBD		TBD		TBD				TBD	
TYPE	PERFORMANCE	FY 2018		FY 2018		FY 2019		Current Services Adjustments and FY 2019 Program Changes		FY 2020 Request	
Output	Number of programs and activities developed or enhanced to improve outcomes for child and youth victims of sex and labor trafficking	10		53		10		0		10	

PERFORMANCE MEASURE TABLE											
Office/Program		OVC/ Domestic Trafficking Victim's Fund		Performance Report and Performance Plan targets							
Appropriation		Domestic Trafficking Victims' Fund		FY							
DOJ Strategic Objective	OJP Strategic Objective	Type	Performance Measure	2014 Actual	2015 Actual	2016 Actual	2017 Actual	2018 Target	2018 Actual	2019 Target	2020 Target
3.1	N/A	Output	Number of programs and activities developed or enhanced to improve outcomes for child and youth victims of sex and labor trafficking	N/A	N/A	N/A	10	10	53	10	10

Performance Measure	Applicable Year	Year Type	Footnotes	Footnote Comments
Number of programs and activities developed or enhanced to improve outcomes for child and youth victims of sex and labor trafficking	2017	FY	This measure was established	

V. Program Increases by Item

OFFICE OF JUSTICE PROGRAMS

Increase Request: Violent Gang and Gun Crime Reduction Program/Project Safe Neighborhoods (PSN)

Funding

FY 2020 Request: \$100.0M
 FY 2019 CR: \$20.0M*

*In the 2019 CR, this program was funded as a carveout under the Byrne Justice Assistance Grants program.



Program Description

Purpose: Project Safe Neighborhoods (PSN) is designed to create and foster safer neighborhoods through a sustained reduction in violent crime, achieved by, among other efforts, addressing criminal gangs and the criminal misuse of firearms. The program's effectiveness depends upon the ongoing coordination, cooperation, and partnerships of local, state, tribal, and federal law enforcement agencies—and the communities they serve—engaged in a unified approach led by the U.S. Attorney in all 94 federal judicial districts.

Acting decisively in a coordinated manner at all levels—federal, state, local, and tribal—will help address violent crime and keep American citizens safe. PSN provides critical funding, resources, and training for

law enforcement, prosecutors, and their PSN teams to combat violent crime and make their communities safer through a comprehensive approach to public safety that marries targeted law enforcement efforts with community engagement, prevention, and reentry efforts.

Authorizing Legislation: Project Safe Neighborhoods Grant Program Authorization Act of 2018 (Public Law 115-185)

First Year of Appropriation: 2010

Administering Agency: Bureau of Justice Assistance (BJA)

DOJ Strategic Goal and Objective

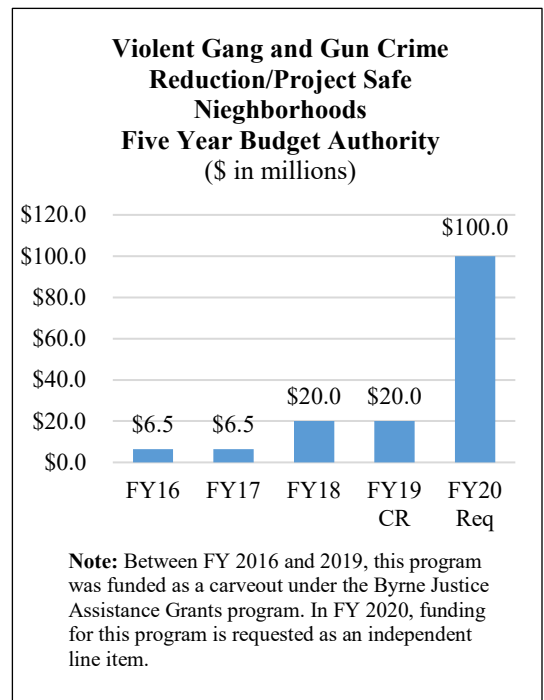
DOJ Strategic Goal 3: Reduce Violent Crime and Promote Public Safety

Strategic Objective 3.1: Combat violent crime, promote safe communities, and uphold the rights of victims of crime

Who Can Apply for Funding and How Funds Are Distributed:

Eligible applicants are PSN Task Force fiscal agents for the U.S. Attorney districts and federally recognized Indian tribal governments (as determined by the Secretary of the Interior). All fiscal agents must be certified by the relevant U.S. Attorney's Office (USAO). Eligible USAO-certified fiscal agents include states, units of local government, educational institutions, faith-based and other community organizations, private nonprofit organizations, and federally recognized Indian tribal governments (as determined by the Secretary of the Interior).

Each federal judicial district is eligible to apply for a funding allocation, based on its violent crime rate and population.



Program Goals

The PSN program will address threats to public safety in jurisdictions with the most significant crime problems. The program will build on the previous DOJ PSN Initiative to create safer neighborhoods through sustained reductions in gang violence and gun crime.

The PSN framework requires that the U.S. Attorney be responsible for establishing a collaborative team of federal, state, and local law enforcement and other community members to implement gang violence and gun crime enforcement; violence prevention and intervention initiatives; and community outreach within the district. Each team will be required to produce a strategic plan that outlines its analysis of crime and public safety problems in its jurisdiction and violence reduction strategies to address these problems. These plans will also include a description of the team's strategy development and modification process; organizational changes and innovations that will be implemented through each strategy; and an explanation of the team's plans for collaboration between law enforcement agencies and researchers.

Accomplishments

- Part I crime in the City of Newburgh, New York experienced a reduction of 15 percent in 2017 compared to 2016. This is the lowest total Part I crime level in 10 years. Part I crime was also below the five-year average. Violent crime has steadily declined in recently years, but in very small increments, until 2017 where it yielded a reduction of 14 percent (-56). Violent crime was also below the five-year average. While homicide figures remained unchanged from 2016 levels and rapes increased by one incident, both robbery and aggravated assaults decreased by double digit figures. The City also experienced a dramatic decrease in shooting incidents in 2017. There were 17 shootings in 2017 compared to 48 the year before. Previously, the City was averaging 47 shootings per year for the last five years.
- Western District of Tennessee: Recent reporting from the Memphis Crime Commission and the University of Memphis indicates that in 2018, the overall violent crime rate in Memphis dropped 4.2 percent compared to 2017. Also, reported gun crimes declined in 2018 by 15.8 percent compared to 2017. The figures include reported crimes committed with guns and charges for illegal possession of guns.

The US Attorney's Office was also recognized recently in Memphis Mayor Strickland's State of the City address regarding its work to reduce violent crime. See the full text of the speech at this link:

https://memphistn.gov/news/what_s_new/text_of_mayor_strickland_s_2019_state_of_the_city

- Eastern District of Kentucky: According to data from the Lexington Police Department, overall violent crime decreased in Lexington by 13.4 percent in 2018, as compared to 2017. More specifically, murders and robberies both dropped by 21 percent, assaults decreased by 11 percent, and shots fired calls decreased by nine percent. Additionally, the United States Marshals Service (USMS) recently completed a three-month enforcement surge. As part of the Operation Triple Beam – Bourbon Trail, the USMS, the Kentucky State Police, ICE, and other agencies made 132 arrests (including 27 gang members), resulting in 16 defendants facing federal prosecution. The initiative also resulted in the removal of 37 firearms from the street and the seizure of various drugs, including cocaine, methamphetamine, and opioids (heroin, fentanyl).
- Southern District of Illinois: Since January 2018, the PSN team has identified over thirty Priority Violent Offenders (PVO). Of those PVOs, over half of them have been charged state and/or federally with gun or other violent crime offenses that will ensure they are in prison for years. Most of the PVOs that have not been charged yet have not been named suspects in new shootings or firearm possession cases, and have

largely dropped off law enforcement radar. To date, there has also been an almost 50 percent reduction in the homicide rate. The IL-Southern District PSN team believes that bringing both state and federal consequences to the most prolific shooters is making the neighborhoods of their target enforcement area safer. Per capita, these numbers are highly significant, and the community has taken notice. At a recent high school basketball game a senior citizen approached the East St. Louis Police Chief to thank him for his recent efforts and noted that a PVO in his neighborhood who would daily shoot an AK-47 out of a vehicle “all day long,” now “ain’t shootin’ no more!”

Application and Award History

(\$ in millions)	FY 2016	FY 2017	FY 2018	FY 2019 CR	FY 2020 Request
Amount Available for Funding	\$5.8 [^]	\$5.8 [^]	\$33.2* [^]	\$20.0	\$100.0
Total Funding Awarded	\$5.7	\$5.5	\$33.1	TBD	TBD
Number of Applications	44	40	94	TBD	TBD
Number of awards	16	17	94	TBD	TBD
Percentage of Applications Funded	36%	43%	100%	TBD	TBD

[^] Amount does not include funds used for management and administration, peer review, or other authorized purposes.

*Total includes FY 2018 award funding of \$18.2 million plus a reprogrammed amount of \$15 million.

FY 2020 Increase Justification

In FY 2020, the Department is requesting \$100.0 million for Project Safe Neighborhoods (PSN), an increase of \$100.0 million above the FY 2019 Continuing Resolution (CR) rate. The FY 2019 CR provided \$20.0 million for PSN, as carveout of the Byrne Justice Assistance Grants (JAG) program. However, the President’s Budget request would establish an independent line item to fund this vital program.

According to the FBI’s *Preliminary Semiannual Uniform Crime Report*, which was released in February 2019, violent crime nationwide has decreased more than four percent in the first six months of 2018, compared with the same period in 2017. However, overall crime trends are mixed. The results of the 2017 National Crime Victims Survey indicate that the victimization rates for some offenses, such as robbery, increased, while rates of other crimes, such as burglary and motor vehicle theft, decreased. The FBI’s UCR data also show that changes in crime rates vary by region; some cities saw a decrease in violent crime while other cities saw an increase in violent crime. These statistics clearly indicate that many communities throughout the nation still need additional assistance in combatting violent crime.

The PSN Initiative is based on a program model that relies on partnerships of federal, state, and local agencies led by the U.S. Attorney in each federal judicial district to enhance the effectiveness of its crime and violence reduction efforts. Under this program, formula grants will be awarded to local law enforcement agencies, outreach- and prevention services providers, victims-focused providers, and researchers to support activities implementing local PSN anti-violence strategies. The FY 2020 funding request for this program will be sufficient to support PSN initiatives in all 94 federal judicial districts.

When it was first developed, funded, and implemented in 2001, PSN focused on offenders who committed firearms-related violent offenses under federal law. The Department expanded the program in 2006 to address violent street gangs. The current PSN strategy focuses on both the eradication of illegal firearms and the interdiction of violent gang activity. A 2009 Michigan State University study (<https://www.ncjrs.gov/pdffiles1/>

[nij/grants/226686.pdf](#)) shows that PSN strategies, when properly implemented, generated significant reductions in violent crime in large cities (over 100,000 residents).

For additional information, please visit: [Project Safe Neighborhoods](#).

OFFICE OF JUSTICE PROGRAMS
Increase Request: Research, Development, and Evaluation –
“Base” Program for the National Institute of Justice (NIJ)

Funding

FY 2020 Request: \$43.5M
 FY 2019 CR: \$42.0M

Note: The FY 2019 CR included \$4.0M for domestic terrorism research, which is requested in FY 2020 as a carve-out in the Byrne Justice Assistance Grants program.

Program Description


The National Institute of Justice (NIJ) — the research, development, and evaluation arm of the Department of Justice — is dedicated to improving knowledge and understanding of crime and justice issues through science.

With its “base” funding, NIJ:

1. Encourages and supports research, development, and evaluation to further understanding of:
 - Causes and correlates of crime and violence;
 - Methods of crime prevention and control; and
 - Criminal justice system responses to crime and violence.
2. Contributes to the improvement of the criminal justice system and its responses to crime, violence, and delinquency.

Authorizing Legislation: Title I of the Omnibus Crime Control and Safe Streets Act of 1968 (sections 201 and 202); the Homeland Security Act of 2002 (sections 231-233).

**Average Annual Obligations by Category
 Funded With NIJ Base Funding**
 (\$ in millions)



First Year of Appropriation: 1968

Administering Agency: National Institute of Justice

DOJ Strategic Goal and Objective

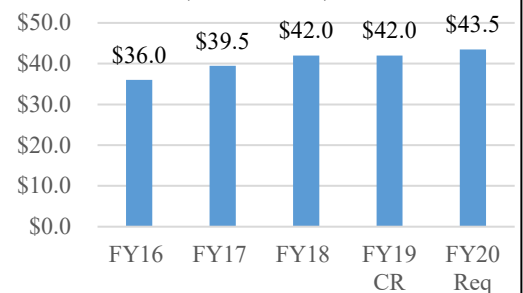
DOJ Strategic Goal 3: Reduce Violent Crime and Promote Public Safety

Strategic Objective 3.1: Combat violent crime, promote safe communities, and uphold the rights of victims of crime

Program Goals

- Increase research efforts and create new programs focused on advancing technology and developing innovative strategies that have measurable impact.
- Strengthen grant programs by integrating NIJ’s expertise in the social and behavioral sciences, forensic sciences and technology.
- Develop new multimedia strategies, particularly web-based approaches, to provide practitioners, policy makers, and researchers ready access to the scientific evidence needed to address criminal justice issues and to improve criminal justice policy and practice in an accurate and easily understandable format.

**Research, Development, and
 Evaluation Program**
Five Year Budget Authority
 (\$ in millions)



- Foster greater collaboration and coordination with federal science agencies to leverage their strengths and ensure a more fair and just criminal justice system, minimizing redundancy in efforts and investments.

Accomplishments

- NIJ-funded research led to the introduction of modern police body armor the most important safety equipment used by the Nation’s law enforcement officers.
- NIJ published 59 performance standards, most of which were the first of their kind, including [*Ballistic Resistance of Police Body Armor*](#) and [*Criminal Justice Offender Tracking Systems*](#).
- NIJ used “sentinel events” to learn from errors in the criminal justice system since negative outcomes such as wrongful convictions, improper officer-involved shootings, and mistaken prison releases are rarely caused by a single act—but rather are “sentinel events” that signal underlying system weaknesses.
- NIJ supported [CrimeSolutions.gov](#), the national clearinghouse of evaluation research showing what works, what does not work, and what is promising across criminal and juvenile justice programs and practices.
- NIJ leads the federal government’s research efforts to combat human trafficking as well as to develop strategies to prevent individuals from becoming committed to terrorist ideologies. In 2018, NIJ made four awards addressing the challenge of human trafficking. These include a study analyzing the lifetime trajectories of system-involved youth. This study will be particularly important in informing our understanding of the prevalence of trafficking in the U.S. Two awards explore the application of Artificial Intelligence to combating human trafficking.
- NIJ-funded research in the use of computers for crime analysis and mapping laid the groundwork for the present, near-pervasive adoption of crime analysis technology. In 2017, NIJ conducted a research challenge project through Challenge.gov that promoted efforts to harness recent advances in data science to improve crime forecasting software.
- NIJ is the only federal agency investing in and supporting the development of the robotic systems that are now used in the majority of U.S. forensic DNA laboratories.
- NIJ funded the development of the Rapid DNA systems now being used in certain forensic laboratories.

FY 2020 Increase Justification

In FY 2020, the President’s Budget requests \$43.5 million for Research, Development, and Evaluation Program, an increase of \$1.5 million above the FY 2019 Continuing Resolution (CR) rate. NIJ will continue to support a wide range of criminal justice-related research, technology development, and program evaluation efforts in FY 2020. The requested increase will support the first phase of a comprehensive evaluation of the effectiveness of reentry programs, as directed by the First Step Act of 2018. The Act seeks to reduce recidivism, refine sentencing laws, and eliminate disproportionate penalties for certain crimes.

The President’s Budget does not request funding for Research on Domestic Terrorism under the Research, Development, and Evaluation Program in FY 2020. Instead, the Research on Domestic Terrorism program is requested as a \$4 million carve-out under the Byrne Justice Assistance Grants (JAG) program.

For additional information, please visit the [NIJ website](#).

OFFICE OF JUSTICE PROGRAMS
Increase Request: Public Safety Officers' Benefits (PSOB) Program

Funding

FY 2020 Request: \$139.8M
 FY 2019 CR: \$116.8M

Program Description

Purpose: To provide financial assistance to:

1. Survivors of public safety officers whose deaths resulted from injuries sustained in the line of duty;
2. Public safety officers permanently and totally disabled by injuries sustained in the line of duty; and
3. Eligible spouses and children of public safety officers killed or permanently and totally disabled in the line of duty to help with higher education expenses (such as tuition and fees, books, supplies, and room and board).

Authorizing Legislation: The Public Safety Officers' Benefits Act of 1976, Public Law 94-430



Administering Agency: Bureau of Justice Assistance (BJA)

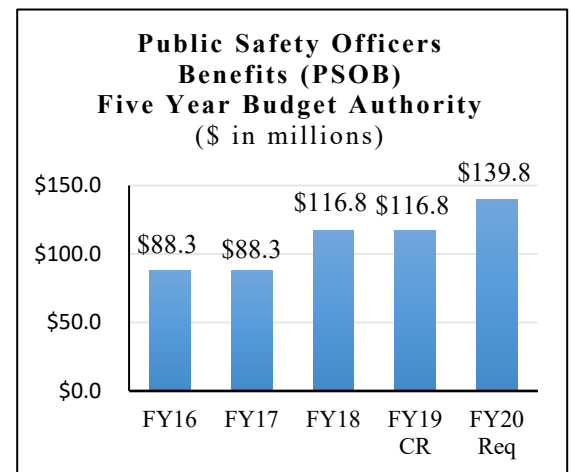
DOJ Strategic Goal and Objective

DOJ Strategic Goal 3: Reduce Violent Crime and Promote Public Safety

Strategic Objective 3.1: Combat violent crime, promote safe communities, and uphold the rights of victims of crime

Who Can Apply for Funding: Eligible beneficiaries include but are not limited to the surviving spouse, children, PSOB designee, life insurance beneficiary, surviving parents, adult children (death claims), and injured public safety officers (disability claims).

How Funds are Distributed: A thorough claim process is required to determine eligibility. In FY 2019, the amount of the PSOB benefit is \$359,316 for eligible deaths and disabilities occurring on or after October 1, 2018. The amount of the PSOB educational assistance benefit for one month of full-time attendance on or after October 1, 2018, is \$1,224.



Claim and Benefit History

(\$ in millions)	FY 2016	FY 2017	FY 2018	FY 2019 CR	FY 2020 Request
Amount Available for the PSOB Discretionary Program (Disability and Educational Assistance)	\$15.0	\$13.8	\$16.3	\$24.8	\$24.8
PSOB Mandatory (Death Benefits)	\$65.7	\$61.2	\$72.0	\$92.0	\$115.0

(\$ in millions)	FY 2016	FY 2017	FY 2018*	FY 2019 CR	FY 2020 Request
PSOB Death Benefits Obligations	\$112.1	\$111.8	\$72.0	TBD	TBD
Number of Claims Filed	285	356	190 claims (324 initiated applications)	TBD	TBD
Number of Claims Approved	330	399	318	TBD	TBD
PSOB Disability Benefits Obligations	\$8.8	\$22.3	TBD	TBD	TBD
Number of Claims Filed	61	77	43 claims (139 initiated applications)	TBD	TBD
Number of Claims Approved	31	82	59	TBD	TBD
PSOB Educational Assistance Benefits Obligations	\$3.4	\$4	TBD	TBD	TBD
Number of Claims Filed	679	715	609	TBD	TBD
Number of Claims Approved	549	601	642	TBD	TBD

* In this column “claims” refers to the number of PSOB claims that included enough documentation to meet the minimum requirements for formal review of a PSOB benefits claim. “Initiated applications” refers to the total number of requests for PSOB benefits submitted to OJP that have not yet met the standard for being considered a “claim”.

FY 2020 Increase Justification

In FY 2020, the Department is requesting a total of \$139.8 million for PSOB, an increase of \$23.0 million above the FY 2019 Continuing Resolution (CR) rate. This additional funding will enable OJP to promptly pay PSOB death benefits to qualifying survivors of public safety officers killed in the line of duty.

Over the past several years, the number of PSOB claims and resulting benefits payments have increased; in some cases, OJP had to request additional mandatory funds from the Treasury in order to pay all qualifying death benefit claims, which delayed some benefit payments. This increased level of payments is attributed to the number of death claims resulting from exposure to the 9/11 terrorist attacks. In addition, the PSOB 2.0 system has improved the efficiency of the claim review process, leading to an increased number of claims being approved in recent years. The FY 2020 request of \$115.0 million for PSOB death benefits brings overall funding for this program in line with the annual payment levels over the past several years.

For additional information, please visit: [Public Safety Officers’ Benefits](#).

OFFICE OF JUSTICE PROGRAMS
Increase Request: National Criminal History Improvement Program (NCHIP)

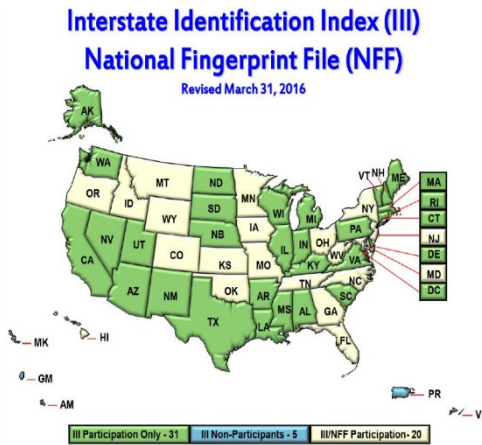
Funding

FY 2020 Request: \$65.0M
 FY 2019 CR: \$50.0M

Program Description

Purpose: To support states and federally recognized Indian tribes to enhance the quality, completeness, and accessibility of criminal history record information and ensure the nationwide implementation of effective criminal justice and noncriminal justice background check systems to improve the nation's safety and security.

The Bureau of Justice Statistics (BJS) is authorized to provide for improvements in the accuracy, quality, timeliness, immediate accessibility, and integration of state criminal history and related records, support the development and enhancement of national systems of criminal history and related records including the National Instant Criminal Background Check System (NICS) and the records of the National Crime Information Center (NCIC), facilitate state participation in national records and information systems, and support statistical research for critical analysis of the improvement and utilization of criminal history records.



Authorizing Legislation: (34 U.S.C. § 40301 (reauthorized under Title VI of the Consolidated Appropriations Act of 2018, P.L. 115-141).

First Year of Appropriation: 1995

Administering Agency: Bureau of Justice Statistics

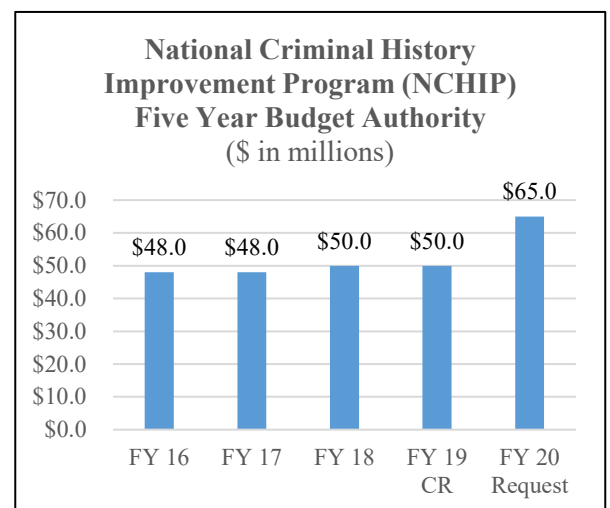
DOJ Strategic Goal and Objective

DOJ Strategic Goal 3: Reduce Violent Crime and Promote Public Safety

Strategic Objective 3.1: Combat violent crime, promote safe communities, and uphold the rights of victims of crime

Who can Apply for Funds: States and federally recognized Indian tribes. Only the agency designated by the governor to administer the NCHIP program can apply from each state.

How Funds are Distributed: The distribution of NCHIP funding is competitively awarded based on need rather than population or other formula-based methodology. Awards are made for up to 24 months. Funds are also allocated for national initiatives.



Program Goals:

- Support the replacement of old and outdated criminal record systems so states and tribes can electronically contribute critical information such as fingerprint-based arrests, prosecutor and court dispositions, and protection orders, using modern well-functioning systems to ensure accurate, timely, and complete records.
- Support the integration of systems to improve access to and exchange of information among criminal justice agencies, including law enforcement, courts, prosecutors, and corrections.
- Support the development of comprehensive data for background checks on persons employed or licensed for sensitive positions such as in airports, government facilities, law enforcement agencies, or with vulnerable populations including children, the elderly, or the disabled.

Accomplishments:

- **Increased participation in Interstate Identification Index (III):** Since 1993, the number of states participating in the FBI's III grew from 26 to all 50 states and the District of Columbia. There are over 95 million fingerprint-supported criminal history records accessible through III and available at the time of a background check. An average of 30 million of such exchanges occur monthly for criminal justice and noncriminal justice purposes.
- **National Instant Criminal Background Check System (NICS):** Developed, in part, through NCHIP funding, the NICS now supports over 25 million record checks annually at the presale stage of firearms purchases. The number of electronically available records checked at the time of a firearm background check was nearly 100 million at year-end 2017, the latest data available from the FBI.
- **Domestic Violence and Protection Orders:** States can submit data and flag criminal history records showing convictions for domestic violence or protection orders against people. All 50 states, the District of Columbia, and two territories are submitting records of active protection orders to the NCIC Protection Order File. As of September 30, 2018, the NCIC Protection Order file contained over 1.8 million active orders. An additional 74,000 protection orders were available for firearm-related background checks in the NICS Indices.

Application and Award History

(\$ in millions)	FY 2016	FY 2017	FY 2018	FY 2019 CR	FY 2020 Request
Amount Appropriated	\$48.0	\$48.0	\$50.0	\$50.0	\$65.0
Total Funding Awarded	\$33.9	\$31.9	\$43.2	TBD	TBD
Number of Applications	42	43	41	TBD	TBD
Number of Awards	39	41	41	TBD	TBD

FY 2020 Increase Justification

In FY 2020, the President's Budget requests \$65.0 million for NCHIP, an increase of \$15.0 million above the FY 2019 Continuing Resolution (CR) rate. NCHIP helps states, tribes, and territories improve the quality, timeliness, and accessibility of criminal history records for use by law enforcement. These records play a vital role in helping law enforcement investigate crimes, conduct employment-related background checks, determine a person's eligibility to purchase firearms, and support prosecution and sentencing determinations.

With this program, the Bureau of Justice Statistics (BJS) is supporting states' efforts to:

1. **Modernize Systems.** Modern well-functioning systems are essential to ensuring accurate, timely, and complete records. With NCHIP funds, states are replacing old and outdated systems so they can electronically contribute critical information such as fingerprint-based arrests, prosecutor and court dispositions, and protection orders.
2. **Integrate Systems.** Law enforcement, courts, prosecutors, and corrections need to be able to access and exchange criminal history records.
3. **Support background checks for sensitive employment.** Comprehensive data from criminal history records needs to be available to support background checks on persons employed or licensed for sensitive positions such as in airports, government facilities, law enforcement agencies, or with vulnerable populations including children, the elderly, or the disabled.

For states that may not meet the eligibility criteria for the NICS Act Record Improvement Program (NARIP), NCHIP can provide vital, immediate support to improve the availability and quality of records vital to NICS, as well as efforts to improve criminal history records more broadly. The funding increase requested will enable OJP to continue to expand NCHIP's support for improvements to the nation's criminal history records systems.

For additional information, please visit: [National Criminal History Improvement Program \(NCHIP\)](#).

OFFICE OF JUSTICE PROGRAMS
Increase Request: STOP School Violence Act Program

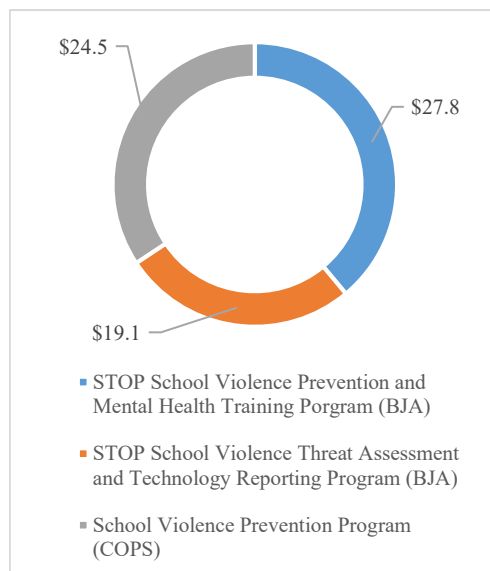
Funding

FY 2020 Request:	\$100.0M
FY 2019 CR:	\$ 75.0M

Program Description

Purpose: To prevent or mitigate incidents of school violence by promoting coordinated, evidence-based approaches to school safety that encourage collaboration between schools and local law enforcement.

FY 2018 Stop School Violence Act Program Activities



The STOP School Violence Act is jointly administered by the Bureau of Justice Assistance (BJA) and the Office of Community Oriented Policing Services (COPS Office).

BJA supports the following areas:

1. Providing prevention training to school personnel and education to students to protect them from violent school attacks; training will also be supported for school administrators in responding to mental health driven violence at schools;
2. Supporting development and operation of anonymous reporting systems through mechanisms such as cyber applications, hotlines, and websites; and
3. Promoting the development and operation of school threat assessment and crisis intervention teams, in conjunction with the community and law enforcement.

The COPS Office oversees the following areas under this program:

1. Supporting state, local, and tribal efforts to improve security at schools and on school grounds through coordination with law enforcement;
2. Training for law enforcement officers to prevent student violence;
3. Installation of security equipment and deterrent measures such as metal detectors, locks, and lighting; and
4. Implementation of technology to expedite notification of law enforcement during an emergency.

Authorizing Legislation: Student, Teachers, and Officers Preventing (STOP) School Violence Act of 2018 (34 U.S.C. 10555(a) (2))

First Year of Appropriation: 2018

Administering Agencies: Bureau of Justice Assistance and Office of Community Oriented Policing Services

DOJ Strategic Goal and Objective

DOJ Strategic Goal 3: Reduce Violent Crime and Promote Public Safety

Strategic Objective 3.1: Combat violent crime, promote safe communities, and uphold the rights of victims of crime

Who Can Apply for Funding and How Funds are Distributed:

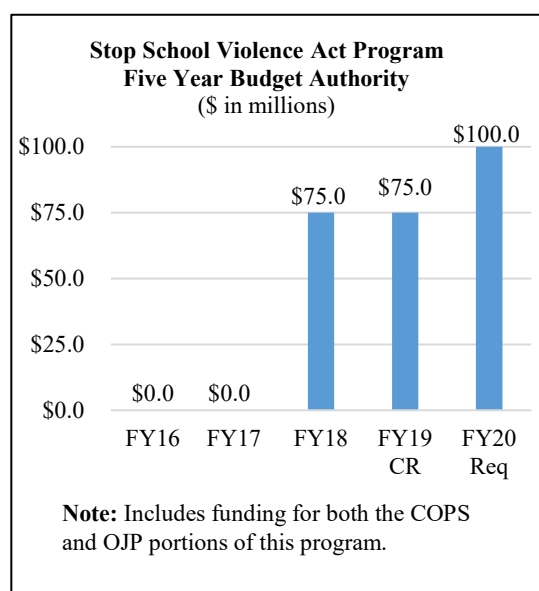
Activity	Who Can Apply for Funding	Award Type	Length of Award	Amounts (Up to)
STOP School Violence Prevention and Mental Health Training Program (BJA)	States, units of local government, and federally recognized Indian tribes	Competitive discretionary grants	36 months	\$100,000 to \$1,000,000 (depending on size of jurisdiction)
STOP School Violence Threat Assessment and Technology Reporting Program (BJA)	States, units of local government, and federally recognized Indian tribes	Competitive discretionary grants	36 months	\$100,000 to \$1,000,000 (depending on size of jurisdiction)
School Violence Prevention Program (COPS)	States, units of local government, and federally recognized Indian tribes	Competitive discretionary grants	24 months	\$500,000

Program Goals

- To provide training to teachers and education to students with the intent to prevent student violence, as well as to provide specialized training for school officials in responding to related mental health crises that may precipitate violent attacks in schools.
- To improve security at schools and on school grounds through evidence-based school safety programs making use of physical security measures, technology, and coordination with local law enforcement.

Accomplishments

- During FY 2018, BJA made 85 awards totaling \$27.8 million to support school violence prevention efforts through its STOP School Violence Prevention and Mental Health Training solicitation.
- BJA also made 68 awards, totaling \$19.1 million to support the development of school threat assessment and reporting programs under its STOP School Violence Threat Assessment and Technology Reporting solicitation.
- Applications under both of these solicitations grouped applications by the type of applicant (states, local governments, or Native American tribes) and population size to ensure that funding was distributed equitably and reached as many communities as possible.
- The 153 BJA awards were made to jurisdictions in 38 states of which 29 percent rural, 26 percent suburban, 16 percent urban, 29 percent to states and one award to tribal.
- During FY 2018, the COPS Office made 91 awards totaling \$24.5 million to support school violence prevention efforts through its School Violence Prevention Program (SVPP) solicitation.
- The 91 SVPP awards were made to jurisdictions in 33 states (40 percent rural, 33 percent suburban, 24 percent urban, and three percent to states). The most common elements of awarded projects included camera systems, target hardening equipment (access controls, doors, locks, etc.), and technology (panic alarms, radios, etc.).



- Based on information provided by successful FY 2018 SVPP applicants, more than 5,300 schools and over three million students will be impacted by the funded school safety improvements.

Application and Award History

(\$ in millions)	FY 2016	FY 2017	FY 2018	FY 2019 CR	FY 2020 Request
BJA STOP School Violence Prevention and Mental Health Training and Threat Assessment and Technology Reporting Programs					
Amount Available for Funding ^	\$0	\$0	\$47.5	\$50.0	TBD
Total Funding Awarded	\$0	\$0	\$46.9	TBD	TBD
Number of Applications	0	0	213	TBD	TBD
Number of Awards	0	0	183	TBD	TBD
Percentage of Applications Funded	0%	0%	85%	TBD	TBD
COPS Office School Violence Prevention Program					
Amount Available for Funding ^	\$0	\$0	\$25.0	\$25.0	TBD
Total Funding Awarded	\$0	\$0	\$24.5	TBD	TBD
Number of Applications	0	0	202	TBD	TBD
Number of Awards	0	0	91	TBD	TBD
Percentage of Applications Funded	0%	0%	45%	TBD	TBD

^Amount does not include funds used for management and administration, peer review, or other authorized purposes.

Note: This program was authorized and received its first appropriation in FY 2018.

FY 2020 Increase Justification

In FY 2020, the President’s Budget requests \$100.0 million for the STOP School Violence Program, an increase of \$25.0 million above the FY 2019 Continuing Resolution (CR) rate. Funding will be allocated to the three purpose areas addressed by this program as specified in the STOP School Violence Act of 2018, with:

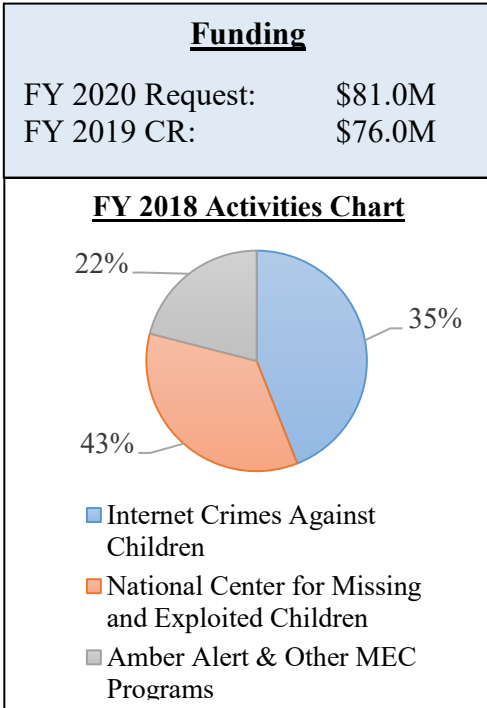
- Approximately two-thirds allocated to the Prevention Training and Response to Mental Health Crisis Program and the Threat Assessment and Technology Reporting Program (administered by OJP’s Bureau of Justice Assistance); and
- Approximately one-third allocated to the School Violence Prevention Program (overseen by the COPS Office).

The tragic incidents of school violence over the past several years have prompted many state, local, and tribal law enforcement agencies and school districts to seek more effective ways to address school violence. In response, BJA and the COPS Office launched their respective STOP School Violence Act programs in FY 2018. The additional funding requested would expand upon these efforts by making new awards to states, units of local government, and federally-recognized Indian tribes through a competitive process to support and implement new evidence-based school safety strategies and trainings.

Grant funding awarded under this program must be used to support evidence-based programs and will be distributed equitably among the geographic regions of the U.S. and among urban, suburban, and rural areas. Federal funds awarded under the STOP School Violence Act Program may be used to pay up to 75 percent of the total cost of any project that they support, requiring a 25 percent cash or in-kind match from the grantee.

For additional information, please visit the BJA [STOP School Violence Program](#) page and the COPS Office [STOP School Violence Prevention Program](#).

OFFICE OF JUSTICE PROGRAMS
Increase Request: Missing and Exploited Children Program



Program Description

Purpose: To support and enhance the response to missing and exploited children and their families. Funds support:

1. Internet Crimes Against Children Program – to enhance the investigative response to technology-facilitated crimes against children (including a hiring program for wounded veterans);
2. National Center for Missing and Exploited Children – to enhance information sharing among regional nonprofit organizations and state missing children clearinghouses as well as law enforcement agencies;
3. AMBER Alert Program – a partnership between law enforcement agencies, broadcasters, transportation agencies, and the wireless industry, to activate urgent bulletins in the most serious child-abduction cases; and
4. Other Missing and Exploited Children program activities – to support training and technical assistance, research, and other activities, such as mentoring for child victims of child sex trafficking and National Missing Children's Day.

Authorizing Legislation: 34 U.S.C. § 20504(f); 34 U.S.C. § 21117(a); 34 U.S.C. § 11297(a)

First Year of Appropriation: 1984

Administering Agency: Office of Juvenile Justice and Delinquency Prevention (OJJDP)

DOJ Strategic Goal and Objective

DOJ Strategic Goal 3: Reduce Violent Crime and Promote Public Safety

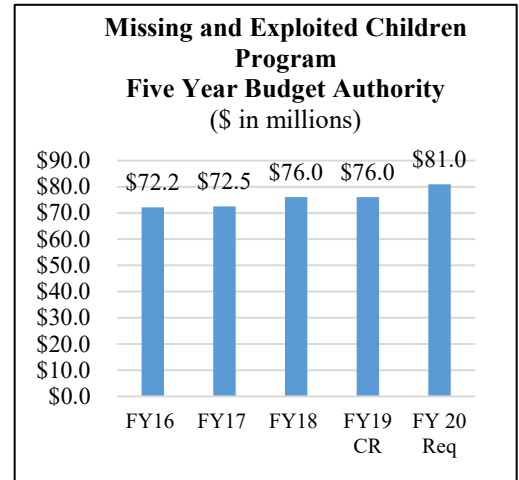
Strategic Objective 3.1: Combat violent crime, promote safe communities, and uphold the rights of victims of crime

Who Can Apply for Funding: Public agencies, including state agencies, units of local government (including federally recognized Indian tribal governments), public universities and colleges, and nonprofit and for-profit organizations (including faith-based, tribal, and community organizations). For-profit organizations must agree to forgo any profit or management fee. The National Center for Missing and Exploited Children funding opportunity is by invitation only.

How Funds are Distributed: Except for the National Center for Missing and Exploited Children program (which is by invitation only), awards are made through a competitive process for 12-month periods. Based on the availability of funds and determination of successful performance, OJJDP may provide continuation funding for as many as two additional 12-month increments. Award amounts vary by program. See [OJJDP Award Information](#) for more information.

Program Goals

- Support task forces and training and technical assistance for the Missing and Exploited Children Program.
- Disseminate best practices and cutting-edge information and technology (via training and technical assistance) to investigators, prosecutors, child protection agencies, children’s advocacy centers, and service providers on how to respond to missing child and/or child exploitation issues.
- Assist state, local, and tribal governments as well as non-governmental organizations in developing a multidisciplinary response to child victimization issues.



Accomplishments

- From the program’s establishment in 1984 to December 31, 2018, the National Center for Missing and Exploited Children assisted in the recovery of more than 290,211 missing children.
- As of December 31, 2018, the AMBER Alert program has been credited with the successful rescue of 941 children since its inception in 1996. Wireless Emergency Alert messages were credited for the successful rescue of 55 of those children. In FY 2018, 95 percent of children featured in AMBER Alert were recovered within 72 hours.
- Internet Crimes Against Children Task Forces currently cover all 50 states and in FY 2018 conducted more than 70,000 investigations that have resulted in the arrest of more than 8,700 individuals.

Application and Award History

(\$ in millions)	FY 2016	FY 2017	FY 2018	FY 2019 CR	FY 2020 Request
Amount Available for Funding	\$64.9 [^]	\$65.4 [^]	\$69.1 [^]	\$76.0	\$81.0
Total Funding Awarded	\$64.9	\$65.4	\$69.1	TBD	TBD
Number of Applications	162	127	167	TBD	TBD
Number of Awards	90	81	83	TBD	TBD
Percentage of Applications Funded	56%	64%	50%	TBD	TBD

[^] Amount of appropriation minus funds used for management and administration, peer review, or other authorized purposes.

FY 2020 Increase Justification

In FY 2020, the President’s Budget requests \$81 million for the Missing and Exploited Children (MEC) Program, an increase of \$5.0 million above the FY 2019 Continuing Resolution (CR) rate. Through this program, OJJDP plays a leading role in helping law enforcement and criminal justice professionals address the many challenges involved in resolving cases involving missing children. The MEC Program also funds training and technical assistance to support the work of Internet Crimes Against Children (ICAC) task forces throughout the nation. The ICAC Task Force Program is one of the nation’s leading efforts to bring federal, state, local, and tribal law enforcement and criminal justice personnel together to combat online child exploitation.

The \$5 million increase requested in the President’s Budget will support expanded ICAC task force efforts to enhance the investigative response to technology-facilitated crimes against children. OJJDP will also expand its

outreach to American Indian and Native Alaskan communities to help them improve their participation in the AMBER Alert system and address ongoing concerns surrounding the response to missing persons cases involving Native American youth.

For additional information, please visit: amberalert.gov, icactaskforce.org, or missingkids.com.

OFFICE OF JUSTICE PROGRAMS
Increase Request: Improving Juvenile Indigent Defense Program Expansion

<u>Funding</u>	
FY 2020 Request:	\$2.5M
FY 2019 CR:	\$2.0M




Figure 1: From DC Public Defender Service (<http://www.pdsdc.org/>)

Current Program Description

Purpose: To assess and improve access to high quality juvenile defense and reentry legal services for juveniles in the U.S.

This program provides funding and other resources to:

- Help states and tribes develop effective, well-resourced model juvenile defense delivery systems with standards of practice and policy for their effective management; and
- Provide cost-effective and innovative training for the juvenile defense bar, including court-appointed counsel, particularly in rural, remote and underserved areas.

Authorizing Legislation: Created through Department of Justice appropriations acts

First Year of Appropriation: 2015

Administering Agency: Office of Juvenile Justice and Delinquency Prevention

Who Can Apply for Funding and How Funds are Distributed: Through a competitive process, awards are made as follows:

Category	Who Can Apply for Funding	Award Type	Award Amounts	Award Period
State System Juvenile Defense Enhancements for Youth Offenders	States, territories, units of local government, and federally recognized tribes	Grants	\$500,000 4 awards (or sub-awards) of up to \$125,000 each	36 months
National Training and Technical Assistance for Juvenile Defense	Non-profit and for-profit organizations and institutions of higher education. Includes tribal organizations and institutions of higher education. For-profit organizations must agree to forgo any profit or management fee.	Cooperative Agreement	\$750,000	36 months

Current Program Goals

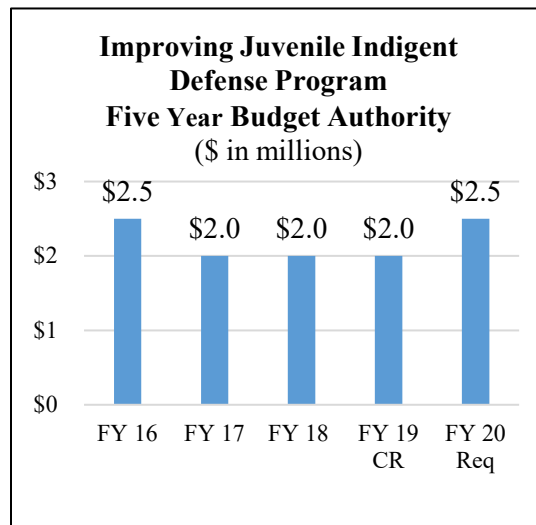
- Promote multi-agency, cross-disciplinary collaboration among critical stakeholders to plan and implement system-wide juvenile defense reforms. Stakeholders include those in the juvenile justice system as well as schools, mental health professionals, community advocates, youth and family serving organizations, and policy makers at the state and local level.
- Promote education and technical assistance for juvenile defense professionals on adolescent development, trauma-informed care, appellate and post-disposition advocacy, and other critical topics impacting the effective assistance of counsel.

Accomplishments

- In FY 2018, under that State System Enhancements for Youth Offenders program, OJJDP awarded grants to the North Carolina Administrative Office of the Courts; Hamilton County (Ohio) Public Defender; Connecticut Public Defender Services; and the Maryland Office of the Public Defender. The funding will support the sites in their efforts to address barriers and gaps within their juvenile justice systems' juvenile defense delivery systems for indigent youth in order to reduce reoffending and decrease recidivism.

- The National Juvenile Defender Center (NJDC), the training and technical assistance provider funded through this program, accomplished the following:

- Developed assessment and planning tools and materials and provided the four planning grantees with intensive training and technical assistance throughout the statewide reform planning phase;
- Expanded the Juvenile Training Immersion Program for defenders to include a Reentry module;
- Developed and disseminated a series of educational resources and materials to educate juvenile defense system professionals and other key stakeholders about the national crisis in juvenile defense; and
- Provided assistance to individual defenders, defender offices, and regional juvenile defender resource centers.



Application and Award History

(\$ in millions)	FY 2016	FY 2017	FY 2018	FY 2019 CR	FY 2020 Request
Amount Available for Funding	\$2.3 [^]	\$1.8 [^]	\$1.8 [^]	\$2.0	\$2.5
Total Funding Awarded	\$2.3	\$1.6	\$1.7	TBD	TBD
Number of Applications	6	21	16	TBD	TBD
Number of Awards	3	2	4	TBD	TBD
Percentage of Applications Funded	50%	10%	25%	TBD	TBD

[^] Amount does not include funds used for management and administration, peer review, or other authorized purposes.

FY 2020 Increase Justification

In FY 2020, the President's Budget requests \$2.5 million for the Juvenile Justice Prosecution and Defense Process Improvement Program, an increase of \$0.5 million above the FY 2019 Continuing Resolution (CR) rate. The additional funding will enable the Office of Juvenile Justice and Delinquency Prevention to expand the current Improving Juvenile Indigent Defense Program to address the needs of both juvenile prosecutors and defense attorneys handling cases in juvenile court.

This expanded program will support two areas of improvement for the juvenile justice system – juvenile prosecution and juvenile indigent defense. The juvenile defense program will continue to support state and local efforts to provide cost-effective and innovative training and resources for the juvenile defense bar, including court-appointed counsel, particularly in rural, remote and underserved areas. The juvenile prosecution component is a new addition to the program in FY 2020, and will support states in providing training and professional development and needed resources to ensure juvenile prosecutors have access to information that addresses the unique framework of the juvenile court. The juvenile prosecution program will promote and replicate best practices in juvenile prosecution including, but not limited to, juvenile diversion programs, alternatives to detention, mediation, expungement, educational programs, mental health, and youth advocacy.

This program will promote model training and technical assistance designed specifically for newly assigned juvenile prosecutors; juvenile prosecutors handling complex and difficult cases; and training for elected prosecutors and their deputy leadership to effectively leverage resources and to develop policy innovation, accountability and performance measures for juvenile justice systems. The program will identify critical program, practice, and policy needs and gaps; areas for improvement; and aspects that are working and may be replicable and/or scalable across jurisdictions with respect to juvenile prosecution and juvenile defense.

The requested funding will be split evenly between improving juvenile indigent defense systems (\$1.25 million) and enhancing juvenile prosecutors' abilities to prosecute (\$1.25 million).

For additional information about the current program, please visit: <http://www.ojjdp.gov/>

OFFICE OF JUSTICE PROGRAMS

Increase Request: Southwest Border Rural Law Enforcement Violent Crime Reduction Initiative

Funding

FY 2020 Request: [\$6.0M]
FY 2019 CR: \$0

Program Description

Purpose: To assist law enforcement agencies serving rural jurisdictions along or near the Southwest Border to address increases in crime, with a special focus on violent crime, in border communities. This program is a carveout of Byrne Justice Assistance Grants (JAG).

Through this initiative, OJP will make competitive grant awards to local and tribal law enforcement agencies serving rural jurisdictions along or near the Southwest Border to support field-based projects that improve local crime-fighting capacity.

Examples of projects that may be funded include:

- Efforts to improve data collection and information and intelligence sharing;
- Implementation and use of rapid DNA analysis technology in law enforcement investigations;
- Opioid interdiction programs;
- Creating or supporting regional real-time-crime-centers (RTCC); and
- Use of drug trafficking interdiction teams.

BJA will also select a training and technical assistance provider to assist rural law enforcement agencies located along or near the Southwest Border. This provider will assist these agencies in assessing their needs and improving their law enforcement intelligence and information sharing capabilities.

Authorizing Legislation: The Department of Justice Appropriations Act (requested in FY 2020)

Administering Agency: Bureau of Justice Assistance (BJA)

DOJ Strategic Goal and Objective

DOJ Strategic Goal 3: Reduce Violent Crime and Promote Public Safety

Strategic Objective 3.1: Combat violent crime, promote safe communities, and uphold the rights of victims of crime

FY 2020 Increase Justification

This new initiative responds to feedback that the Office of Justice Programs (OJP) has received from law enforcement executives managing agencies that serve jurisdictions on or in close proximity to the Nation's Southwest Border. These leaders report that they need additional assistance, especially in the areas of law enforcement intelligence and information sharing, to help combat violent crime, drug trafficking, gang activity, and recent increases in property crimes.

Budget Request:

Funding: +\$6.0 million, for a total of \$6.0 million, as a carve-out under the Byrne Justice Assistance Grants (JAG) program

	Pos	Agt/ Atty	FTE	Total (\$000)	FY 2021 Net Annualization (change from 2020) (\$000)	FY 2022 Net Annualization (change from 2021) (\$000)
FY 2018 Enacted	0	0	0	\$0		
FY 2019 CR	0	0	0	0		
FY 2020 Current Services	0	0	0	0		
<i>Increases:</i>						
Personnel	0	0	0	+0	0	0
Non-Personnel				[+6,000]		
Grand Total	0	0	0	[\$6,000]	0	0

OFFICE OF JUSTICE PROGRAMS

Increase Request: Corrections-Related Research, Training, and Technical Assistance

Funding

FY 2020 Request: \$8.0M
 FY 2019 CR: \$0

Description

In FY 2020, the President’s Budget request transfers activities of the National Institute of Corrections (NIC) from the Bureau of Prisons (BOP) to OJP. A total of \$5 million is requested for corrections-related training and technical assistance, and \$3 million is requested for state and local corrections-related research.

Authorizing Legislation: The Department of Justice Appropriations Act (requested in FY 2020)

Administering Agency: National Institute of Justice (NIJ) and Bureau of Justice Assistance (BJA)



DOJ Strategic Goal and Objective

DOJ Strategic Goal 3: Reduce Violent Crime and Promote Public Safety

Strategic Objective 3.1: Combat violent crime, promote safe communities, and uphold the rights of victims of crime

FY 2020 Increase Justification

In FY 2020, the President’s Budget request transfers activities of the National Institute of Corrections (NIC) from the Bureau of Prisons (BOP) to OJP. This transfer will help to consolidate the Department’s state and local corrections-related research and evaluation programs within OJP’s National Institute of Justice (NIJ) and better align NIC’s efforts to assist state local and tribal corrections professionals with Bureau of Justice Assistance (BJA) grant programs. A total of \$8.0 million is being requested to support corrections-related activities through two new OJP programs in FY 2020 as follows:

Appropriations Account/ Programs	Administered By	Activities Supported	FY 2020 President’s Budget Request
Research, Evaluation, and Statistics			
Corrections-Related Research	NIJ	Corrections-related statistics and research	\$3,000
State and Local Law Enforcement Assistance			
Innovations in Corrections	BJA	Corrections-related training and technical assistance	\$5,000
Total, National Institute of Corrections			\$8,000

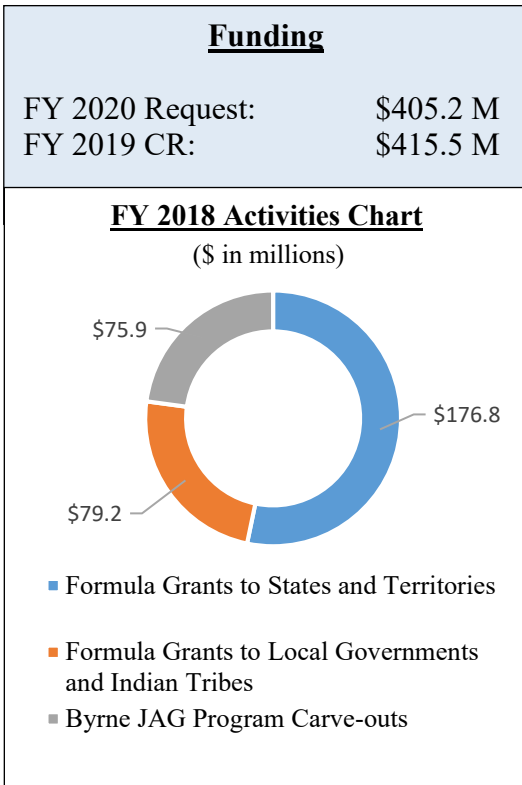
Founded in 1974, NIC is a center of learning, innovation, and leadership that advances effective correctional practice and policy. NIC leads federal efforts to promote evidence-based corrections programs and identify best practices and promising new programs. It also supports extensive training and technical assistance programs

designed to improve the capabilities of federal, state, local, and tribal corrections personnel and promote leadership development within the corrections field.

Due to common research and programmatic interests, BJA, NIJ, and NIC already work on similar issues. For example, both NIC and NIJ are addressing issues surrounding reducing sexual violence in detention facilities and promoting evidence-based programs and practices. Both BJA and NIC are addressing issues surrounding prisoner reentry programs and reducing sexual violence in detention facilities. Integrating the NIC's programs and activities into BJA and NIJ will better assist state, local, and tribal corrections professionals through closer collaboration in corrections- and reentry-related grant programs.

VI. Program Decreases by Item

OFFICE OF JUSTICE PROGRAMS
Decrease Request: Byrne Justice Assistance Grant (JAG) Program



Program Description

Purpose: To improve the functioning of the criminal justice system through flexible, multipurpose formula grants to states, local governments, and Indian tribes. The awards support a wide range of criminal justice and public safety initiatives, including:

- Law enforcement
- Prosecution and courts
- Crime prevention and education
- Corrections and community corrections
- Drug treatment and enforcement
- Program planning, evaluation and technology
- Crime victim and witness programs
- Mental health programs and related law enforcement and corrections programs

Authorizing Legislation: Omnibus Crime Control and Safe Streets Act of 1968, as amended (Title I of Pub. L. No. 90-351 (generally codified at 34 U.S.C. 10151-10158), including subpart 1 of part E (codified at 34 U.S.C. 10151 - 10158); see also 28 U.S.C. 530C(a).)

First Year of Appropriation: 2005

Administering Agency: Bureau of Justice Assistance (BJA)

DOJ Strategic Goal and Objective

DOJ Strategic Goal 3: Reduce Violent Crime and Promote Public Safety

Strategic Objective 3.1: Combat violent crime, promote safe communities, and uphold the rights of victims of crime

Who Can Apply for Funding and How Funds Are Distributed:

Activity	Who Can Apply for Funding	Award Type	Amounts
Formula Grants to States	States, the District of Columbia, the Commonwealth of Puerto Rico, the Northern Mariana Islands, the U.S. Virgin Islands, Guam, and American Samoa	Grants available for four years	Determined by formula based on population and violent crime statistics
Formula Grants to Local Governments and Indian Tribes	Units of local government and federally recognized Indian tribes.	Awards more than \$25,000 for four years Awards less than \$25,000 for two years	Determined by formula based on population and violent crime statistics

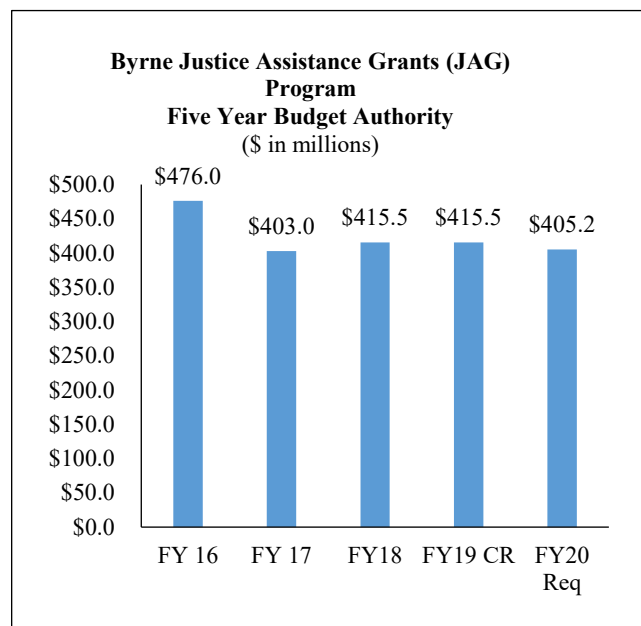
Program Goals

In 2018, BJA encouraged states, territories, units of local government (including tribal government) to fund projects focused on addressing challenges in the areas of reducing gun violence, officer safety and wellness, border security, and collaborative prosecution. The use of funding towards compliance with the National Incident Based Reporting System (NIBRS) was mandatory for direct recipients if the entity was not already certified as compliant by the FBI.

Accomplishments

The [JAG Activity Report](#) is based on data submitted by grantees through BJA's Performance Measurement Tool (PMT) and highlights award data, including information about how funds were allocated and used. The most recent report is for 2014-2016, and was issued in September 2018.

[BJA's Success Stories webpage](#) currently features projects that grantees have indicated have demonstrated success or shown promise in reducing crime and positively impacting communities. This web page is a valuable resource for states, localities, territories, tribes, and criminal justice professionals who seek to identify and learn about JAG and other successful BJA-funded projects advancing innovation, crime reduction, and evidence-based practices.



Application and Award History

(\$ in millions)	FY 2016 ^{1/}	FY 2017	FY 2018	FY 2019 CR	FY 2020 Request
Amount Available for Funding	\$438.5	\$403.0	\$415.5	\$415.5	\$405.2
Total Funding Awarded [^]	\$363.7	\$254.4 ^{2/}	\$256.0 ^{2/}	TBD	TBD
<i>Formula Grants to States and Territories:</i>					
Funding Awarded	\$179.6	\$174.5	\$176.8	TBD	TBD
Number of Eligible Applicants	56	56	56	TBD	TBD
Number of Awards	56	56	56	TBD	TBD
<i>Formula Grants to Local Governments and Indian Tribes:</i>					
Funding Awarded	\$84.3	\$79.2	\$79.2	TBD	TBD
Number of Eligible Applicants	1,162	1,131	1,148	TBD	TBD
Number of Awards	1,011	937	881	TBD	TBD

[^] Does not include funds used for management and administration, peer review, or other authorized purposes

^{1/} In FY 2016, there was a carve-out of \$100 million to support Presidential Nominating Conventions. This total includes those awards.

^{2/} A select number of FY 2017 and 2018 JAG formula grants have not been released to grantees as a result concerns regarding compliance with federal immigration laws and ongoing litigation related to these matters.

FY 2020 Decrease Justification

In FY 2020, the President's Budget requests \$405.2 million for the Byrne Justice Assistance Grant (JAG) program, a decrease of \$10.3 million below the FY 2019 Continuing Resolution (CR) rate. The Byrne JAG program plays an essential role in supporting state, local, and tribal law enforcement and criminal justice agencies in their efforts to reduce violent crime and make communities safer. The FY 2020 President's Budget request provides an appropriate level of funding for JAG formula grants to state, local and tribal criminal justice agencies, as well as supporting key programs traditionally funded as JAG program carve-outs. This funding decrease will not have any significant impact on this program's overall performance.

In FY 2020, several programs that were previously funded by separate line item appropriations, including the Body Worn Camera Partnership Program (\$22.5 million), the Bulletproof Vest Partnership (\$22.5 million), and the Capital Case Litigation Improvement Grant Program (\$3.0 million), will be funded through Byrne JAG carveouts. In addition, OJP is proposing the following carve-out programs:

- National Public Safety Partnerships (\$5.0 million), which will leverage lessons learned from previous experiences with violence reduction programs and consult with local governments on their violence reduction needs through a unified, DOJ approach; and
- Southwest Border Rural Law Enforcement Violent Crime Reduction Initiative (\$6 million) (*new*), will assist law enforcement agencies serving rural jurisdictions along the Southwest Border to address recent increases in crime, with a special focus on violent crime, in border communities.
- National Missing and Unidentified Persons System (NamUs) (\$3.6 million), which is a national, centralized repository and resource center for locating and identifying missing persons and unidentified human remains. NamUs provides DNA testing and other forensic service assistance to law enforcement, such as fingerprinting, dental coding, and comparisons of anthropological evaluations.

The FY 2020 President's Budget does not request funding for several existing Byrne JAG carve-out programs:

- OJP is requesting funding for Project Safe Neighborhoods (PSN) activities as an independent line item (the PSN Block Grants program). All of the activities previously supported by the Violent Gang and Gun Crime Reduction/PSN carve-out will be incorporated into the PSN Block Grants program.
- Activities previously supported by the Strategies for Policing Innovation (formerly Smart Policing) and Innovative Prosecution Solutions (formerly Smart Prosecution) programs will be incorporated into other OJP programs to ensure adequate funding is available to support JAG formula grants.

For additional information, please visit the [Byrne Justice Assistance Grants](#) web page.

OFFICE OF JUSTICE PROGRAMS
Decrease Request: DNA Analysis, Capacity Enhancement, and Other Forensic Activities

Funding

FY 2020 Request \$105.0M
 FY 2019 CR: \$130.0M

In FY 2019:

- (1) \$120M was provided for DNA Analysis, Capacity Enhancement, and Other Forensic Activities,
- (2) \$6M was provided for Postconviction DNA Testing, and
- (3) \$4M for Sexual Assault Forensic Examination programs and activities.



Program Description:

Purpose: To improve the quality and practice of forensic science.

Authorizing Legislation: Created through Department of Justice appropriation acts

Administering Agency: National Institute of Justice (NIJ)

DOJ Strategic Goal and Objective

DOJ Strategic Goal 3: Reduce Violent Crime and Promote Public Safety

Strategic Objective 3.1: Combat violent crime, promote safe communities, and uphold the rights of victims of crime

Who Can Apply for Funding: Eligibility varies by solicitation.

How Funds are Distributed: Award type, term, and amounts vary by solicitation.

Program Goals

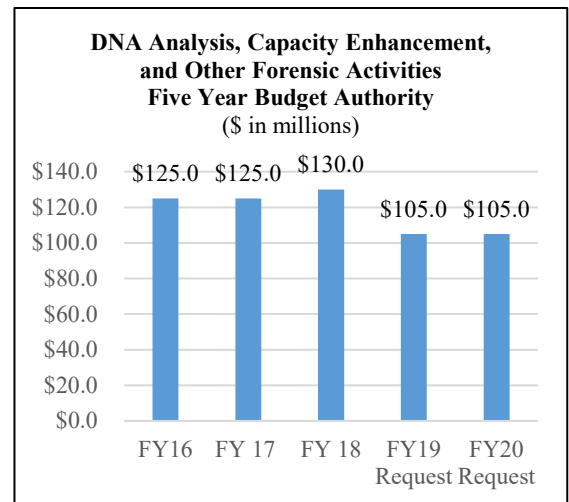
- To increase laboratory capacity and reduce backlogs.
- To fund research and development to support the development of accurate, reliable, cost effective and rapid methods for the identification

and analysis of physical evidence.

- To provide technical assistance to state and local law enforcement in the analysis and use of forensic evidence in criminal investigations.

Accomplishments

- NIJ administers eight highly impactful programs with the appropriated funds for ‘DNA and other forensic activities’ to address backlogs of DNA evidence, provide technical support to state and local law enforcement, and to strengthen the accuracy and reliability of forensic methods.
- 75 percent of the appropriated funds for this program have been made available directly to forensic laboratories to increase capacity and decrease backlogs of DNA evidence. While the demand for DNA testing continues to increase at an unprecedented rate, federal grants have resulted in increased productivity at our nations forensic laboratories. Labs have reported processing over one million cases and more than 3.4 million database (convicted offender and arrestee) samples, which have allowed law enforcement to apprehend perpetrators and bring justice to victims.
- Another 20 percent of the appropriations provided for this program support forensics-related carve-out programs (such as Postconviction DNA Testing and Sexual Assault Forensic Examination programs),



research, and training and technical assistance programs. These efforts assist state local, and tribal grantees in addressing specific forensic challenges, build state and local capacity to analyze and use forensic evidence in criminal cases, and advance understanding of the forensic sciences.

- The remaining five percent of the appropriated funds for this program have been made available for grants to state and local law enforcement agencies to inventory, track, and report sexual assault kits. Since its inception in FY 2016, NIJ has provided funding to 14 different jurisdictions.
- NIJ administers a program for solving cold cases with DNA resulting in over 140,000 cases reviewed and over 2,000 Combined DNA Index System (CODIS) hits. In FY 2019, NIJ will distribute five percent of the ‘DNA and other forensic activities’ appropriation for the prosecution of cold cases using DNA.
- Since 2017, NIJ has provided critical grant funding to coroners and medical examiners to achieve accreditation and help jurisdictions recruit forensic pathologists to cope with the significant rise in deaths due to the opioid crisis.
- Although NIJ has received a separate appropriation for the National Missing and Unidentified Persons System (NamUs), NIJ has augmented the program with other available resources. In FY 2019, NIJ plans to use funding from the ‘DNA and other forensic activities’ appropriation to supplement the NamUs program.
- Through the Postconviction Testing of DNA Evidence program, over 105,000 cases have been reviewed in 27 states, with DNA testing contributing to 48 exonerations. The cumulative time served for all of the exonerees under this program approaches 1,000 years.

Application and Award History

DNA Analysis, Capacity Enhancement, and Other Forensic Activities

(\$ in millions)	FY 2016	FY 2017	FY 2018	FY 2019 Request	FY 2020 Request
Amount Available for Funding [^]	\$105.0 [^]	\$96.7 [^]	\$100.0 [^]	\$105.0	\$105.0
Total Funding Awarded	\$96.4	\$96.7	100.0	TBD	TBD
Number of Awards	199	203	191	TBD	TBD

Postconviction DNA Testing

(\$ in millions)	FY 2016	FY 2017	FY 2018	FY 2019 Request	FY 2020 Request
Amount Available for Funding [^]	\$3.6 [^]	\$3.3 [^]	\$5.4 [^]	\$6.0	\$4.0
Total Funding Awarded	\$3.6	\$3.3	\$5.4	TBD	TBD
Number of Awards	7	6	9	TBD	TBD

Sexual Assault Forensic Examination Programs

(\$ in millions)	FY 2016	FY 2017	FY 2018	FY 2019 Request	FY 2020 Request
Amount Available for Funding [^]	\$3.6 [^]	\$4.0 [^]	\$3.6 [^]	\$4.0	\$4.0
Total Funding Awarded	\$3.2	\$4.0	\$3.6	TBD	TBD
Number of Awards	5	7	6	TBD	TBD

[^] For FYs 2016 – 2018, Amount Available for Funding does not include funds used for management and administration, peer review, or other authorized purposes.

FY 2020 Decrease Justification

In FY 2020, the President’s Budget requests \$105.0 million for DNA Analysis, Capacity Enhancement, and Other Forensic Activities, a decrease of \$25.0 million below the FY 2019 Continuing Resolution (CR) rate. This program will continue to support forensic laboratory capacity enhancement and backlog reduction programs, research into the latest developments in forensic science and evidence analysis, and training and technical assistance to enhance state, local, and tribal evidence analysis capabilities. The President’s Budget request provides sufficient funding to continue all of this program’s current activities.

Each year, NIJ considers how to allocate the DNA-related funds based on the needs of the forensic science community; the demand to increase capacity and reduce the backlog of DNA evidence awaiting testing in laboratories; NIJ Technology Working Group recommendations; results from studies and new findings; and NIJ’s strategic priorities. The majority of the funding directly supports publicly funded laboratories, police departments, and law enforcement agencies. Approximately a quarter supports the research, development, testing, and evaluation that has created and will continue to create the significant improvements in the field needed to address backlogs.

This funding reduction will allow DOJ to increase its investments in other criminal justice priorities, such as combatting violent crime and improving border security.

For additional information, please visit: [NIJ Forensics](#).

OFFICE OF JUSTICE PROGRAMS
Decrease Request: National Instant Criminal Background Check System (NICS) Act
Record Improvement Program (NARIP)

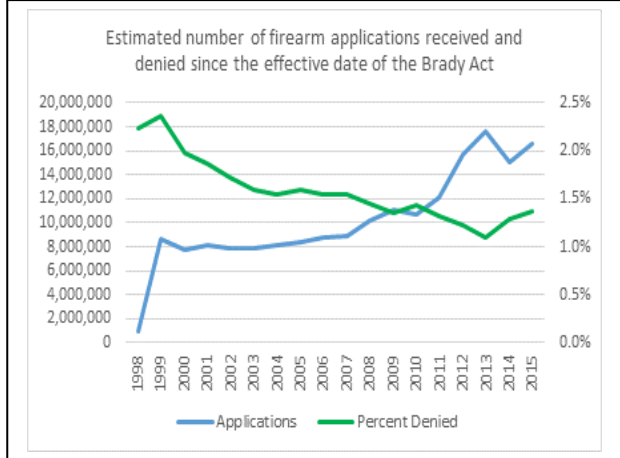
Funding

FY 2020 Request: \$10.0M
 FY 2019 CR: \$25.0M

Program Description

Purpose: To support states and federally recognized tribes in their efforts to improve the completeness, automation, and transmittal of disqualifying records to state and federal background-check systems. The automation of records also reduces delays for law-abiding gun purchasers and keeps guns out of the hands of those prohibited by federal or state law from purchasing or possessing firearms.

The Bureau of Justice Statistics (BJS) is authorized to provide for improvements in the accuracy, quality, timeliness, immediate accessibility, and integration of state criminal history and related records, support the development and enhancement of national systems of criminal history and related records including the National Instant Criminal Background Check System (NICS) and the records of the National Crime Information Center, facilitate state participation in national records and information systems, and support statistical research for critical analysis of the improvement and utilization of criminal history records.



Authorizing Legislation: (34 U.S.C. §10132(c)(19), and the NICS Improvement Amendments Act (reauthorized under Title VI of the Consolidated Appropriations Act of 2018, P.L. 115-141).

First Year of Appropriation: 2008

Administering Agency: Bureau of Justice Statistics

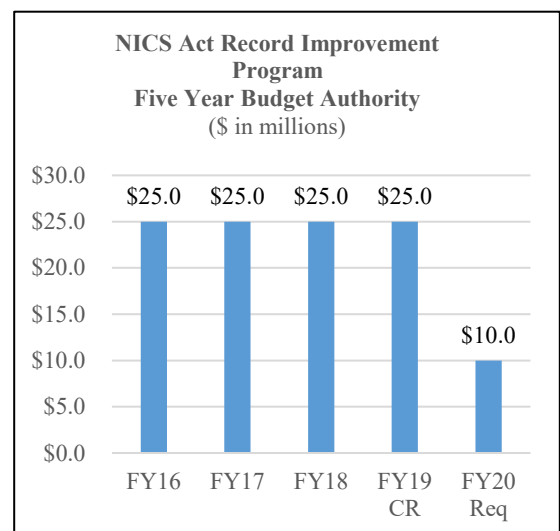
DOJ Strategic Goal and Objective

DOJ Strategic Goal 3: Reduce Violent Crime and Promote Public Safety

Strategic Objective 3.1: Combat violent crime, promote safe communities, and uphold the rights of victims of crime

Who can Apply for Funding: States that are able to provide a reasonable estimate of records subject to the NICS Improvement Amendments Act’s (NIAA) completeness requirements to the Attorney General. The state must also implement a program permitting persons who have had firearm purchase rights restricted for mental health reasons to have such rights restored. This program must be approved by the Bureau of Alcohol, Tobacco, Firearms and Explosives (ATF) to be eligible for funding. Federally recognized Indian tribes are also eligible applicants.

How Funds are Distributed: Awards are made as cooperative agreements for up to 24-month project periods. BJS provides funding based on need and the extent to which the projects



address program priorities.

Program Goals:

Support state and tribal efforts to increase automation and transmittal of domestic violence-related records (convictions for misdemeanor crimes of domestic violence and restraining or protection orders) and records on prohibiting mental health adjudications and commitments to state and federal repositories.

Accomplishments

- State-submitted records in the NICS Indices have increased over 752 percent, from just over 1.1 million records in January 2008, to over 9.4 million records at the end of FY 2018.
- State submission of *mental health records* has increased more than 12-fold, from about 405,000 records in the beginning of 2008 to 5.3 million records as of September 2018.
- Forty-five states contribute at least 1,000 records to the mental health files in the NICS Indices, compared to only seven states contributing at least 1,000 records in January 2008. As of September 2008, 34 states contribute over 10,000 records.
- BJS has funded the development of reports on state progress in record reporting to NICS to include: [Mental Health Submissions](#), [Protection Orders](#), [Fingerprint Processing Advances Improve Background Checks](#), [Misdemeanor Crimes of Domestic Violence](#), [Fugitives from Justice](#), and [Unlawful Drug Users](#).

Application and Award History

(\$ in millions)	FY 2016	FY 2017	FY 2018	FY 2019 CR	FY 2020 Request
Appropriated Amount	\$25.0	\$25.0	\$25.0	\$25.0	\$10.0
Total Funding Awarded	\$14.8	\$11.2	\$20.9	TBD	TBD
Number of Applications	22	17	20	TBD	TBD
Number of Awards	20	15	20	TBD	TBD

Overview of the National Firearm Check System:

- Prospective firearm applicants must either undergo a NICS background check that has been requested by a Federal Firearms Licensee (FFL) dealer or present a state permit that ATF has qualified as an alternative to the point-of-transfer check.
- About 1,300 federal, state, and local agencies conduct background checks on persons who apply to purchase a firearm or for a permit that may be used to make a purchase.
- Prior to transferring a firearm under the permanent Brady provisions, an FFL is required to obtain a completed Firearm Transaction Record (ATF form 4473) from the applicant. An FFL initiates a NICS check by contacting either the FBI or the state Point of Contact (POC). Most inquiries are initiated by telephone. In 2002, the FBI added E-Check to allow FFLs to request a check electronically.
- The FBI or state POC queries available federal, state, local, and tribal systems and notifies the FFL that the transfer may proceed, may not proceed, or must be delayed pending further review of the applicant’s record. The following databases are searched during the background check process:

1. **Interstate Identification Index (III).** The III maintains individual criminal history records. As of December 31, 2017, the III records available to be searched by the NICS during a background check numbered 75,950,530.
 2. **National Crime Information Center (NCIC).** The NCIC contains data on persons who are the subjects of protection orders or active criminal warrants, immigration violators, and others. As of December 31, 2017, the NCIC records available to be searched by the NICS during a background check totaled 6,430,380.
 3. **NICS Indices.** The NICS Indices, a database created specifically for the NICS, contain information contributed by federal, state, local, and tribal agencies pertaining to persons prohibited from receiving or possessing a firearm pursuant to federal and/or state law. Typically, the records maintained in the NICS Indices are not available via the III or the NCIC. As of December 31, 2017, the NICS Indices contained 17,339,461 records.
 4. **U.S. Immigration and Customs Enforcement (ICE):** The relevant databases of the ICE are searched by the NICS for non-U.S. citizens attempting to receive firearms in the United States. In 2017, the NICS Section and the POC states (states that implemented a state-based NICS program) sent 214,823 such queries to the ICE. From February 2002 to December 31, 2017, the ICE conducted more than 1,186,167 queries in support of the NICS.
- An applicant who is denied a firearm transfer or permit may appeal to the FBI or a POC. Some jurisdictions allow a further appeal to a court. A denied person who submitted a false application or has an outstanding warrant may be subject to arrest and prosecution under federal or state laws.

FY 2020 Decrease Justification

In FY 2020, the President's Budget requests \$10.0 million for the NICS Act Record Improvement Program, a decrease of \$15.0 million below the FY 2019 Continuing Resolution (CR) rate. This program will continue to assist eligible states and federally recognized tribes in their efforts to improve the completeness, automation, and transmittal of records supporting the FBI's NICS. As noted above, this program has shown considerable success in helping states increase their records submissions to NICS since its creation in January 2008.

The FY 2020 President's Budget proposes to reduce funding for this program because the number of states eligible for NARIP funding is not expected to increase. The \$10.0 million request above is sufficient to sustain the existing level of activity under this program and allow OJP to ensure efficient use of existing unobligated balances. For states that may not meet the eligibility criteria for the NICS Act Record Improvement Program (NARIP), the more flexible National Criminal History Improvement Program (NCHIP) can provide vital, immediate support to improve the availability and quality of records vital to NICS, as well as efforts to improve criminal history records more broadly. In FY 2020, an increase of \$15.0 million is requested for NCHIP, which will enable OJP to continue to expand NCHIP's support for improvements to the nation's criminal history records systems, and offset the requested decrease for NICS. Therefore, the overall amount for records improvement stays level.

For additional information, please visit: [BJS NICS Act Record Improvement Program](#).

OFFICE OF JUSTICE PROGRAMS

Decrease Request: Community Oriented Policing Services (COPS) Hiring Program (CHP)

Funding

FY 2020 Request: \$ 99.0M
FY 2019 CR: \$225.5M

Note: Includes funding for carveout programs supported by CHP.

Program Description

Purpose: This program aims to increase the capacity of law enforcement agencies to implement community policing strategies that strengthen partnerships for safer communities and enhance law enforcement's capacity to prevent, solve, and reduce crime through funding for additional officers. The Office of Community Oriented Policing Services (COPS) Hiring Program (CHP) provides funding for entry-level salary and benefits of newly hired or rehired (as a result of layoffs) community policing officer positions over three years.

In addition to the hiring program described above, the CHP supports four carveout programs:

- 1) Community Policing Development
- 2) Regional Information Sharing System program (administered by the Bureau of Justice Assistance)
- 3) POLICE Act Program/ Preparing for Active Shooter Situations (PASS)
- 4) Law Enforcement Mental Health and Wellness Act Program

(Please refer to individual summaries for additional information on the carveout programs cited above.)



Authorizing legislation: Public Safety Partnership and Community Policing Act of 1994 (34 USC § 10381)

First year of appropriation: 1995 (as the Universal Hiring Program)

Administering agency: Office of Community Oriented Policing Services

DOJ Strategic Goal and Objective

DOJ Strategic Goal 3: Reduce Violent Crime and Promote Public Safety

Strategic Objective 3.1: Combat violent crime, promote safe communities, and uphold the rights of victims of crime

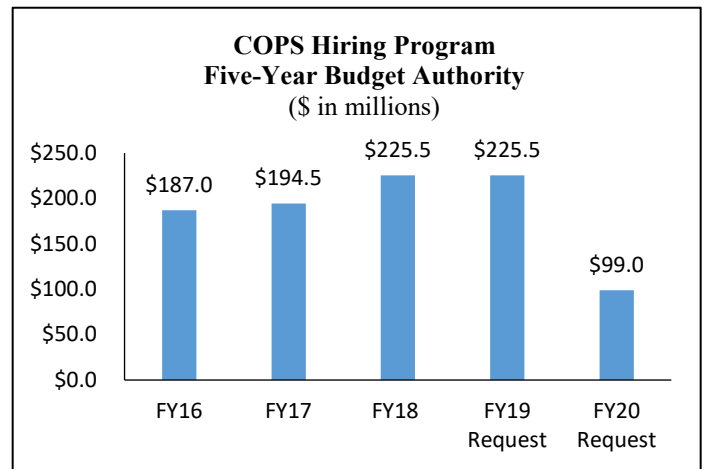
Who Can Apply for Funding and How Funds are Distributed: U.S. state, local, and tribal law enforcement agencies with primary law enforcement authority may apply for 3-year discretionary awards with a maximum award cap of \$125K per funded position. A local match of 25% is required unless waived by the Attorney General based on fiscal need.

Program Goals

When used to promote community policing, increased law enforcement capacity has been shown to help police gather information about crime and disorder problems, understand the nature of the problems, and solve specific

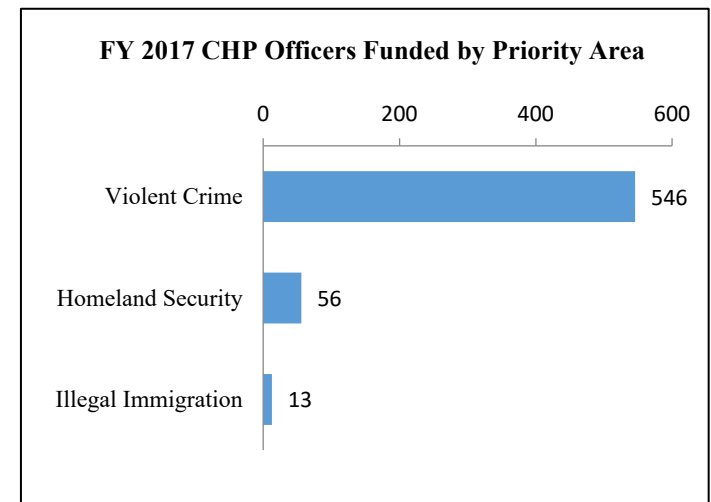
crimes. Moreover, law enforcement agencies are more effective when they adopt policies and practices that promote fairness, legitimacy, and positive community partnerships. CHP goals are to:

- Enhance the capacity of law enforcement agencies to implement community policing strategies.
- Promote partnerships between law enforcement agencies and community stakeholders for the purpose of crime reduction and related problem solving.
- Encourage law enforcement agencies to consider organizational changes that will enhance their capacity to implement community policing strategies to address violent crime and support public safety.



Accomplishments

Capacity building: Since 1994, COPS hiring programs have funded 130,000 law enforcement officer positions. Based on grantee provided information, the programs have increased the capacity of agencies to effectively perform community policing. This involves identifying where changes are required within an organization and how to best effect those changes through knowledge, skills, and learning experiences.



Partnerships: As of December 2018, active CHP grantees reported 1,949 active partnerships with various community stakeholders for the purpose of advancing community policing practices. The types of partners reported by CHP grantees represent a wide cross section of the affected communities. Some of the most common partners include: 1) educational institutions; 2) faith-based organizations; 3) community groups and home associations; 4) mental health professionals and advocates; 5) substance abuse professionals and advocates; and 6) civic and business organizations.

Organizational change: As of December 2018, active CHP grantees cited 1,132 examples where positive organizational changes have been successfully implemented or are in progress. Changes are tracked in two broad categories: agency management and personnel management. These changes are intended to help sustain and institutionalize community partnerships and proactive problem-solving efforts. Some of the most common changes reported include the following:

- Creating or enhancing an agency’s mission, vision, and goals to reflect the core values of community policing
- Recruitment and hiring practices that reflect an orientation toward community engagement
- Training programs that teach and test community engagement and problem-solving skills
- Performance measurement systems that include community policing and violent crime control metrics
- Increased level and frequency of communication with community members on crime problems

Application and Award History

(\$ in millions)	FY 2016	FY 2017	FY 2018*	FY 2019 CR	FY 2020 Request
Amount available for funding	\$137.0M [^]	\$137.0M [^]	\$149.5M [^]	\$149.5M [^]	\$69.0M [^]
Total funding awarded	\$119.3M	\$98.5M	TBD	TBD	TBD
Number officers requested	3,319	3,094	TBD	TBD	TBD
Number of officers funded	918	3,094	TBD	TBD	TBD

[^] Total funding awarded excludes amounts used for management and administration, peer review, carveout programs, or other authorized purposes. For FY 2019 and FY 2020, the total funding request for the CHP (hiring program only) is shown.

*Release of the FY 2018 CHP grant solicitation is on hold due to a nationwide injunction regarding immigration enforcement provisions included in the 2017 CHP solicitation that was issued by a U.S. District Court on April 12, 2018. The FY 2018 CHP solicitation and awards process will remain on hold while the Department's legal appeal against this injunction is considered.

FY 2020 Decrease Justification

In FY 2020, the President's Budget transfers the COPS Hiring Program (CHP) to OJP and requests \$99.0 million for this program, a decrease of \$126.5 million from the FY 2019 CR rate. CHP subsidizes local police departments by funding a portion of entry-level salaries and benefits for newly hired or rehired police officers over three years. In FY 2020, four programs will be funded as carve-outs under this program:

- Community Policing Development - \$8.0 million,
- Regional Information Sharing Systems - \$10.0 million,
- POLICE Act Program - \$10.0 million, and
- Law Enforcement Mental Wellness Initiative (new) - \$2.0 million.

The proposal for the COPS Hiring Program in FY 2020 includes a maximum award cap of \$125,000 and institutes a 25 percent local match requirement for all grantees. At the conclusion of 36 months of federal funding for each awarded officer position, the agency must retain the additional COPS-funded officer position(s) with state or local funds for a minimum of 12 months. With the \$69.0 million available for CHP after accounting for program carve-outs, the request level will fund up to approximately 500 community policing officer positions. This amount assumes no waivers of the 25 percent local match and/or \$125,000 salary cap (per officer position).

Program Carve-outs:

Community Policing Development (CPD): This program develops the capacity of law enforcement to implement community policing strategies by providing guidance on promising practices through the development and testing of innovative strategies, to build knowledge about effective practices and outcomes, and to support new, creative approaches to preventing crime and promoting safe communities. The CPD Program is a competitive solicitation, open to all public governmental agencies, profit and nonprofit institutions, institutions of higher education, community groups, and faith-based organizations. The FY 2020 President's Budget requests \$8 million for this program, which is a decrease of \$2 million from the FY 2019 CR rate.

Regional Information Sharing Systems (RISS): This program, administered by OJP, supports federal, state, local, territorial, and tribal law enforcement agencies and other criminal justice agencies through six regional RISS centers by providing the following services:

- A secure online information and intelligence-sharing network;
- Officer safety information and deconfliction services;

- Investigative and analytical support services;
- Loans of specialized investigative equipment and confidential investigative funds; and
- Training, conferences, and publications designed to assist RISS users in investigating and prosecuting regional, national, and transnational criminal activity.

The FY 2020 President's Budget includes \$10 million for the RISS program, which is a decrease of \$26 million from the FY 2019 CR rate. The proposed decrease for RISS would have an impact on the level of services that could be provided to law enforcement and the organizational structure of RISS, but efficiencies will be explored and implemented in an effort to minimize these as much as possible. For example, the six regional centers that make up RISS also have the option to leverage other federal grant funding and charge user fees to support operations.

While RISS does offer a range of justice information sharing and investigative support services, only part of these resources are focused on addressing national priorities, such as violent and drug-related crime. A number of other federal agencies also support programs, initiatives, and systems that provide services similar to those offered by RISS.

POLICE Act Program: This program aims to improve the safety and resiliency of law enforcement officers, other first responders, and communities nationwide through multidisciplinary training to counter active shooter threats or acts of terrorism against individuals or facilities; and to enhance the ability of law enforcement not only to secure the scene, but to increase the survivability of the event and protect officers and first responders from the long-term effects of exposure to trauma. The FY 2020 President's Budget includes \$10.0 million for this program, which is equal to the FY 2019 CR rate.

Law Enforcement Mental Wellness Initiative: The FY 2020 President's Budget includes \$2.0 million for this new program as a carevout of CHP, which will help law enforcement agencies establish or enhance mental health care services for their officers and deputies by making grants available to initiate pilot programs that support peer mentoring, annual mental health checks, crisis hotlines, and the delivery of other critical mental health and wellness services. It will also support the development of resources for the mental health providers who deliver tailored, specific services to law enforcement based on the unique challenges they face.

The training and educational resources developed under this program will:

- Teach peer support crisis intervention skills to public safety officers through programs such as the Indianapolis Metropolitan Police Department's Peer Support and Mentoring program;
- Focus on individual and family resiliency of law enforcement officers; and
- Include suicide prevention models to help officers address duty-related stress and trauma.

For additional information, please visit the [COPS Hiring Program](#) and [Riss.net](#) web pages.

OFFICE OF JUSTICE PROGRAMS
Decrease Request: Coverdell Forensic Science Improvement Grants Program

<u>Funding</u>	
FY 2020 Request:	\$10.0M
FY 2019 CR:	\$30.0M
Coverdell funds may be used for forensic science or medical examiner/coroner:	
<ul style="list-style-type: none"> ✓ Personnel ✓ Computer hardware and software ✓ Laboratory equipment ✓ Supplies ✓ Accreditation ✓ Education, training, and certification ✓ Facilities ✓ Administrative expenses 	

Program Description

Purpose: To help improve forensic science and medical examiner/coroner services. These services are often crucial to the outcome of criminal cases.

The Paul Coverdell Forensic Science Improvement Grants Program (“Coverdell”) provides assistance to states and units of local government for the following purposes:

1. Carry out all or a substantial part of a program intended to improve the quality and timeliness of forensic science or medical examiner services, including purchasing updated equipment and software, using funds for accreditation and certification of the laboratory and analysts, and completing a process improvement evaluation and implementation plan.
2. Eliminate a backlog in the analysis of forensic science evidence, including evidence in many forensic disciplines: firearms examination; latent prints; toxicology; controlled substances; forensic pathology; questioned documents; and trace evidence.

3. Train, assist, and employ forensic laboratory personnel as needed to analyze forensic evidence.
4. Implement technology or methodology that addresses emerging forensic science issues (such as statistics, contextual bias, and uncertainty of measurement) and emerging forensic science technology (such as high throughput automation, statistical software, and new types of instrumentation).
5. Educate and train forensic pathologists (to address the shortage of qualified, certified pathologists).
6. Fund medicolegal death investigation systems to facilitate accreditation of medical examiner and coroner offices and certification of medicolegal death investigators.

Authorizing Legislation: Title I of the Omnibus Crime Control and Safe Streets Act of 1968 (sections 201 and 202), Part BB, codified at 34 U.S.C. § 10561-10566 (the Coverdell law).

Administering Agency: National Institute of Justice (NIJ)


DOJ Strategic Goal and Objective

DOJ Strategic Goal 3: Reduce Violent Crime and Promote Public Safety

Strategic Objective 3.1: Combat violent crime, promote safe communities, and uphold the rights of victims of crime

Who Can Apply for Funding: States and units of local government.

How Funds are Distributed: As of FY 2017, 85 percent of the total funding provided for Coverdell program in each fiscal year is



awarded to states through a formula grant process on the basis of population. The remaining 15 percent of funding is awarded to state and units of local government through a competitive, peer-reviewed grants process. Prior to FY 2017, the split was 75:25.

Program Goals

- Support forensic scientists to receive needed training to comply with certification requirements, as well as for forensic science service provider facilities to obtain and retain accreditation.
- Support smaller jurisdictions to acquire current technology that they otherwise could not afford, and larger jurisdictions to meet continually growing demands.
- Support laboratories in modernizing and maintaining needed analytical equipment and instrumentation.
- Support laboratories and medical examiner-coroners with resources to battle the escalating opioid epidemic.

Accomplishments

- Greater than 50 percent of available Coverdell funding was made available to specifically target the challenges the opioid crisis has brought to the forensic science community.
- Forensic service providers at the state and local levels were awarded essential funding for labs to seek/attain/maintain accreditation; for personnel to receive training and or certification; and for labs to update, replace, or add to their existing equipment, among other forensic science service provider needs.

Application and Award History

(\$ in millions)	FY 2016	FY 2017	FY 2018	FY 2019 CR	FY 2020 Request
Amount Available for Funding	\$12.0^	\$10.7^	\$27.2^	\$30.0	\$10.0
Total Funding Awarded	\$12.0	\$10.6	\$27.0	TBD	TBD
Number of Applications	161	180	170	TBD	TBD
Number of Awards	74	62	77	TBD	TBD
Percentage of Applications Funded	46%	34%	45%	TBD	TBD

^Amount does not include funds used for management and administration, peer review, or other authorized purposes.

FY 2020 Decrease Justification

In FY 2020, the President’s Budget requests \$10.0 million for the Coverdell Forensic Science Improvement Grants Program, a decrease of \$20.0 million below the FY 2019 Continuing Resolution (CR) rate. The President’s Budget request is sufficient to continue this program’s core mission and ensure a reliable funding stream to support state and local medical examiners’ and coroners’ offices.

In FY 2020, the Department is not requesting funding for the Forensic Support of Opioid and Synthetic Drug Investigations carve-out that was included in the FY 2019 CR. Eliminating this carve-out frees grantees to allocate funding to those activities that best meet their jurisdictions’ needs, since drug-related forensic evidence analysis is already an allowable activity under this program.

This funding reduction will allow DOJ to increase its investments in other criminal justice priorities, such as combating violent crime and improving border security.

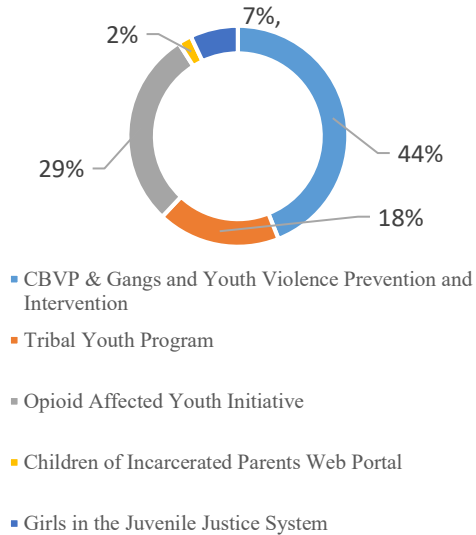
For additional information, please visit the [NIJ website](#).

OFFICE OF JUSTICE PROGRAMS
Program Decrease: Delinquency Prevention Program

Funding

FY 2020 Request: \$17.0M
 FY 2019 CR: \$27.5M

FY 2018 Activities Chart



Program Description

Purpose: To prevent youth at risk of becoming delinquent and from entering the juvenile justice system and to intervene with first-time and non-serious offenders to keep them from further contact with the juvenile justice system.

The goal is to reduce the likelihood that youth will become serious and violent offenders as adults, reducing potential victimizations and the burden of crime on society.

In FY 2018, this program included funding for the following carve-out programs:

- 1) Community Based Violence Prevention Program (CBVP), Gangs and Youth Violence Prevention and Intervention (blended funding in FY 2018)
- 2) Girls in the Juvenile Justice System
- 3) Children of Incarcerated Parents (COIP) web portal
- 4) Opioid Affected Youth Initiative
- 5) Tribal Youth

In FY 2019 and FY 2020, the Girls in the Juvenile Justice System program will also address the needs of girls vulnerable to becoming victims of human trafficking. OJJDP will support prevention and early intervention efforts designed to reach girls who are both involved in the juvenile justice system and at risk of becoming trafficking victims.

Authorizing Legislation: This program is authorized under sections 261 and 262 of the Juvenile Justice and Delinquency Prevention Act of 1974, as amended; 34 U.S.C. § 11171

First Year of Appropriation: 1994

Administering Agency: Office of Juvenile Justice and Delinquency Prevention

DOJ Strategic Goal and Objective

DOJ Strategic Goal 3: Reduce Violent Crime and Promote Public Safety

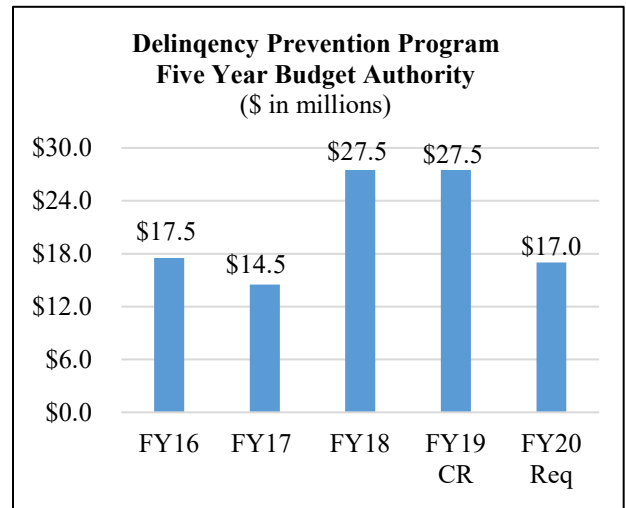
Strategic Objective 3.1: Combat violent crime, promote safe communities, and uphold the rights of victims of crime

Who Can Apply for Funding and How Funds are Distributed: Through a competitive process, awards will be made as follows:

Program	Who Can Apply for Funding	Award Type	Award Amount & Length
CBVP/Gangs	Funds support state (including territories), units of local government, and federally recognized tribal government law enforcement agencies with implementing gang suppression strategies.	Cooperative Agreements	\$200K - \$1.2M for 36 months
Program	Who Can Apply for Funding	Award Type	Award Amount & Length
Gang and Youth Violence Prevention and Intervention Prevention (Training and Technical Assistance)	Funds support nonprofit and for-profit organizations (including tribal nonprofit and for-profit organizations) and institutions of higher education (including tribal institutions of higher education) to provide training and technical assistance to funded program sites.	Cooperative Agreement	\$800K
Girls in the Juvenile Justice System	Funds support prevention and early intervention programs for girls involved in, or at risk of becoming involved in, the juvenile justice system, who are vulnerable to trafficking.	Cooperative Agreements	\$871K to two program sites for final supplement year
Children of Incarcerated Parents Web Portal	Funds support “www.youth.gov”, a publicly accessible website that consolidates information regarding federal resources, grant opportunities, best and promising practices, and ongoing government initiatives that address and support children of incarcerated parents and their caregivers.	Interagency Agreement with HHS	Up to \$450K for 12 months
Opioid-Affected Youth Initiative	Funds support states (including territories), units of local government, and federally recognized tribal governments as determined by the Secretary of the Interior to implementing data-driven strategies and programs for youth impacted by opioid abuse. Funds support nonprofit and for-profit organizations (including tribal nonprofit and for-profit organizations) and institutions of higher education (including tribal institutions of higher education) to provide training and technical assistance to funded program sites.	Cooperative Agreement	Up to \$1M for 36 months
Tribal Youth Program (CTAS (Purpose Area #9)	Funds support the development and implementation of youth programs for youth of federally recognized tribes.	Grant	Up to \$400K for three years

Program Goals

- Prevent and intervene in youth and community gun and gang violence to enhance public safety.
- Promote improvements in the juvenile justice system nationwide through the adoption of evidence-based practices and strategies that hold youth appropriately accountable.
- Incentivize states, tribes, and localities to implement prevention and intervention programs for girls vulnerable to trafficking and who are most likely to enter the juvenile justice system.
- Support and enhance tribal efforts to prevent and reduce delinquency and strengthen the juvenile justice system for American Indian and Alaska Native youth.
- Support states, local communities, and tribal jurisdictions in their efforts to develop and implement effective programs for children, youth, and at-risk juveniles and their families who have been impacted by the opioid crisis and drug addiction.
- Provide planning and implementation support to eligible communities that demonstrate their readiness to develop or put a comprehensive gang suppression strategic plan into action, based on a multilateral data-driven strategy.



Accomplishments

Through this program, OJJDP has identified:

- 56 effective programs and practices;
- 127 promising programs and practices; and
- 124 programs and practices which have no demonstrated effect.

These evaluations, available at [Delinquency Prevention on CrimeSolutions.gov](http://DelinquencyPreventiononCrimeSolutions.gov), help inform practitioners and policy makers about what works, what doesn't, and what's promising in redirecting youth who are considered at-risk for delinquency or who have committed a delinquent offense from deeper involvement in the juvenile justice system.

- In FY 2018, OJJDP provided supplemental funding to two sites, the Vera Institute and the City of New York and PACE Center for Girls in Florida, to implement community-based responses for girls in the juvenile justice system and at risk of entering the juvenile justice system. Grantees are examining girls' pathways into the juvenile justice system by working with local public and private partners to end the practice of placing girls and young women who are status offenders or child sex trafficking victims in the juvenile justice system; reduce the arrest and detention of girls for technical violations of probation; amend mandatory arrest policies for domestic violence to reduce the number of girls arrested for intra-family conflict; and reduce reliance on suspension and expulsion which can lead to academic failure and increased vulnerability for juvenile justice system involvement.
- In FY 2018, OJJDP awarded eight awards totaling over \$3 million under the Coordinated Tribal Assistance Solicitation Purpose Area 9 - Tribal Youth Program to federally recognized tribes to develop and implement programs that support and enhance tribal efforts to prevent and reduce juvenile delinquency and

strengthen a fair and beneficial juvenile justice system response for American Indian and Alaska Native youth.

- In FY 2018, OJJDP provided supplemental funding to National Gang Center (NGC) in order to provide enhanced technical assistance to sites funded by the gang suppression initiatives.

Application and Award History

(\$ in millions)	FY 2016	FY 2017	FY 2018	FY 2019 CR	FY 2020 Request
Amount Available for Funding	\$15.5 [^]	\$12.1 [^]	\$24.8 [^]	\$27.5	\$17.0
Total Funding Awarded	\$15.5	\$12.0	\$22.1	TBD	TBD
Number of Applications	181	48	119	TBD	TBD
Number of Awards	39 ^{1/}	15 ^{2/}	38 ^{3/}	TBD	TBD
Percentage of Applications Funded	22%	31%	32%	TBD	TBD

[^] Amount does not include funds used for management and administration, peer review, or other authorized purposes.

^{1/} FY16 – Includes awards from the following programs: Tribal Youth, Gang Prevention, and Community-Based Violence Prevention.

^{2/} FY17 – Includes awards from the following programs: Gang and Youth Violence Prevention, Girls in the Juvenile Justice System, Children of Incarcerated Parents Web Portal, and Community-Based Violence Prevention.

^{3/} FY18 – Includes awards from the following programs: Gang and Youth Violence Prevention, Girls in the Juvenile Justice System, Tribal Youth, Opioid Affected Youth Initiative, Children of Incarcerated Parents Web Portal, and Community-Based Violence Prevention. A select number of FY 2018 Gang and Youth Violence Prevention funded grants have not been released to grantees due to concerns regarding compliance with federal immigration laws and ongoing litigation related to these matters.

FY 2020 Decrease Justification

In FY 2020, the President’s Budget requests \$17.0 million for the Delinquency Prevention Program, a decrease of \$10.5 million below the FY 2019 Continuing Resolution (CR) rate. The President’s Budget request for this program is sufficient to support this program’s core activities, including the Opioid-Affected Youth Initiative and the Youth Violence Prevention and Intervention program, at their current level of activity.

Much of the decrease in funding for this program results from the elimination of two carve-outs included in the FY 2019 CR, the Community Based Violence Prevention Initiatives and the Tribal Youth Program.

- No funding is requested for the Tribal Youth program carve-out since this program will be supported by the up to seven percent tribal justice assistance set aside under the FY 2020 budget request.
- The activities previously supported by the Community Based Violence Prevention Initiatives will be consolidated with other OJP violent crime reduction efforts under the PSN program in the FY 2020 budget request.

This funding reduction will allow DOJ to redirect funding to address other high-priority criminal justice priorities, such as combatting violent crime, addressing opioid drug abuse, and improving border security.

For additional information, please visit: <http://www.ojjdp.gov>.

**OFFICE OF JUSTICE PROGRAMS
Decrease Request: Youth Mentoring**

Funding	
FY 2020 Request:	\$58.0M
FY 2019 CR:	\$94.0M

Program Description

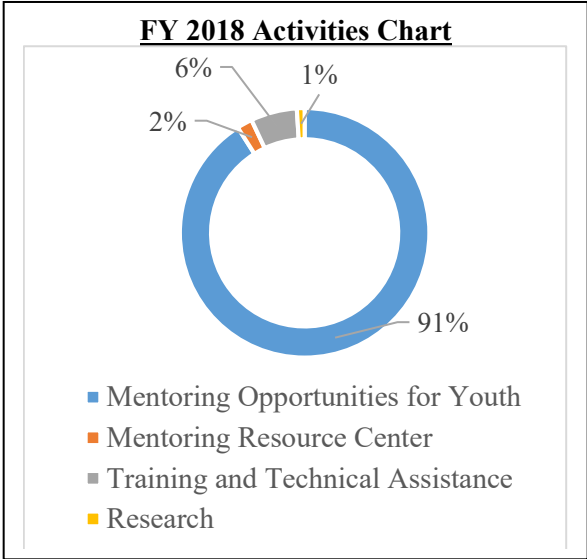
Purpose: To reduce juvenile delinquency, gang involvement, academic failure, victimization, and school dropout rates through one-on-one, group, and peer mentoring.

Through this program, OJJDP increases the capacity of state and local jurisdictions and Indian tribal governments to develop, implement, expand, evaluate, and sustain youth mentoring efforts that incorporate evidence-based findings of best practices and principles. In addition, OJJDP funds training and technical assistance and research to support these mentoring programs nationwide.

Authorizing Legislation: The Juvenile Justice and Delinquency Prevention (JJDP) Act of 2002 (Public Law 107-273, 34 U.S.C. § 11101 et seq.)

First Year of Appropriation: 2005

Administering Agency: Office of Juvenile Justice and Delinquency Prevention (OJJDP)



DOJ Strategic Goal and Objective

DOJ Strategic Goal 3: Reduce Violent Crime and Promote Public Safety

Strategic Objective 3.1: Combat violent crime, promote safe communities, and uphold the rights of victims of crime

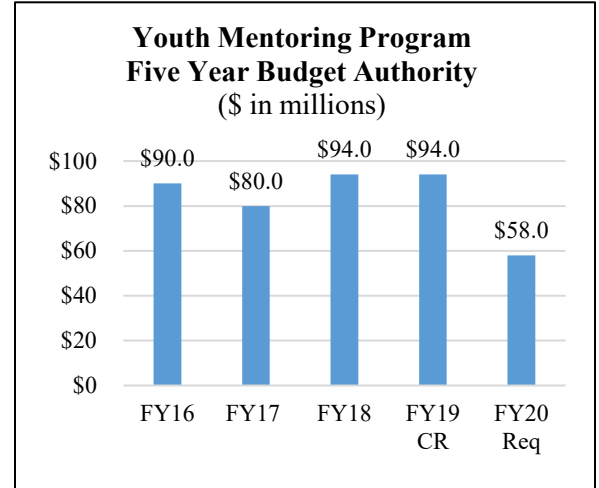
Who Can Apply for Funding and How Funds are Distributed: Through a competitive process, awards are made as follows:

Category	Who Can Apply for Funding	Award Type	Award Amounts	Award Period
1. Mentoring Opportunities for Youth	Category 1: National Mentoring (Organizations with subawardees in 45 or more states)	Grant	Various	Up to 36 months
	Category 2: Multi-State Mentoring (Organizations with subawardees in at least 5 and fewer than 45 states)	Grant	Up to \$4M	Up to 36 months
	Category 3: Mentoring Youth Involved in the Juvenile Justice System (Private organizations including nonprofit organizations and for-profit organizations, and tribal nonprofit and for-profit organizations)	Grant	Up to \$500K	Up to 36 months
	Category 4: Mentoring Strategies for Youth Impacted by Opioids (Project Site organizations and for-profit organizations, and tribal nonprofit and for-profit organizations)	Grant	Up to \$500K	Up to 36 months
	Category 5: Statewide and Regional Mentoring Initiative for Youth Impacted by Opioids (Limited to national organizations, as defined in Category 1, states and territories, and federally recognized tribal governments as determined by the Secretary of the Interior)	Grant	Up to \$1.25M	Up to 36 months

Category	Who Can Apply for Funding	Award Type	Award Amounts	Award Period
2. Training and Technical Assistance	Nonprofit and for-profit organizations (including tribal nonprofit and for-profit organizations) and institutions of higher education (including tribal institutions of higher education)	Cooperative Agreement	Up to \$2M	12 months

Program Goals

- To improve outcomes (such as improved academic performance and reduced school dropout rates) for youth at-risk or involved with the justice or tribal justice systems, and reduce negative outcomes (including delinquency, substance use, and gang participation) through mentoring.
- To support innovative research and evaluation efforts that respond to gaps and needs of the mentoring field and examine strategies to improve and increase mentor recruitment.



Accomplishments

- In 2018, OJJDP issued 38 awards to mentoring organizations totaling nearly \$79 million. Awards were made to large national mentoring organizations (such as National 4-H Council and Boys and Girls Clubs of America) as well as smaller community based organizations (such as Family Services of the Merrimack Valley).
 - OJJDP awarded over \$10 million to organizations that support youth impacted by opioids in FY 2018 (such as Big Brothers Big Sisters, Rural Opioid Family Mentoring Program, and the Resilient Empowered and Directed (RED) Program).
- OJJDP also awarded \$2 million to the National Mentoring Partnership to serve as OJJDP’s National Mentoring Research Center.
- In 2017 (the most recent year for which data are available), OJJDP-funded active mentoring grants served nearly a quarter of a million youth. Of these youth:
 - Eighty nine percent were matched with a mentor.
 - More than half (59 percent) exhibited a positive change in behavior (e.g., grade point average, social support, and social competence).
- In addition, 94 percent of OJJDP-funded mentoring programs reported implementing one or more evidence-based programs or practices.
- In FY 2017, the National Mentoring Resource Center (NMRC) released population and topical reviews examining available evidence as it pertains to either mentoring for a specific population of youth (e.g., cross-age mentoring and youth in foster care) or a specific model of mentoring (e.g., group mentoring, e-mentoring). Additionally, NMRC provided no-cost training and technical assistance to organizations and communities throughout the nation. During FY 2017, NMRC provided 8,711 hours of technical assistance to 467 organizations and hosted trainings on topics ranging from matching to effective mentor closure.

Application and Award History

(\$ in millions)	FY 2016	FY 2017	FY 2018	FY 2019 CR	FY 2020 Request
Amount Available for Funding	\$81.2 [^]	\$66.4 [^]	\$85.4 [^]	\$94.0	\$58.0
Total Funding Awarded	\$81.2	\$66.4	\$81.0	TBD	TBD
Number of Applications	119	176	89	TBD	TBD
Number of Awards	34	29	39	TBD	TBD
Percentage of Applications Funded	29%	16%	40%	TBD	TBD

[^] Amount of appropriation minus funds used for management and administration, peer review, or other authorized purposes.

FY 2020 Decrease Justification

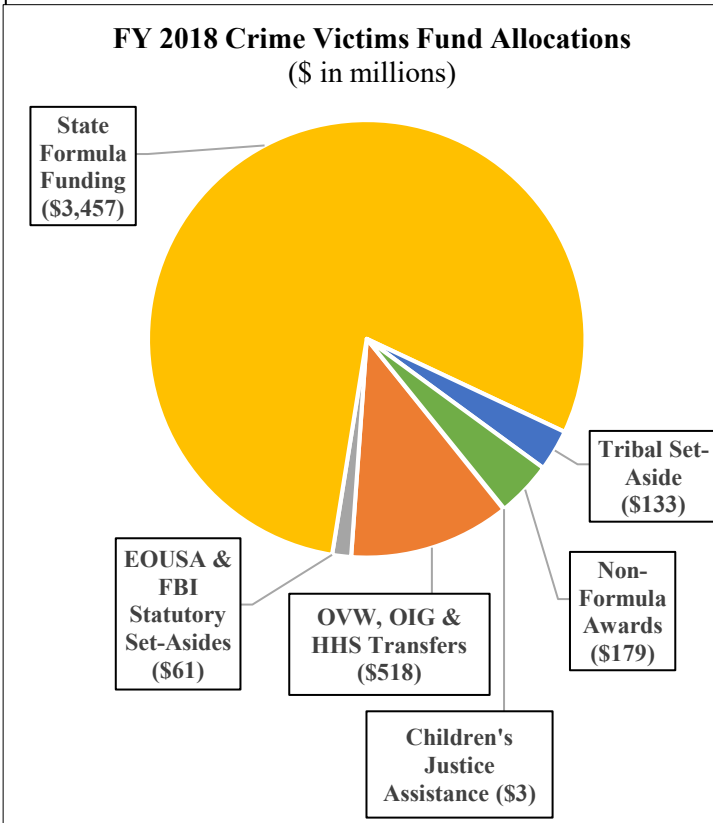
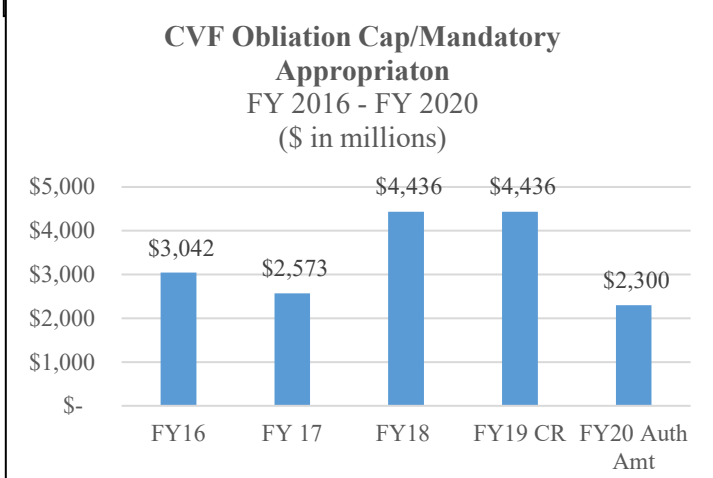
In FY 2020, the President’s Budget requests \$58.0 million for the Youth Mentoring program, a decrease of \$36.0 million below the FY 2019 Continuing Resolution (CR) rate. The Department of Justice remains fully committed to supporting its Youth Mentoring program. However, this commitment must be balanced with the need to fund a variety of other state, local, and tribal justice assistance priorities. The proposed decrease in the Youth Mentoring program will enable the Department to redirect funding to other important priorities such as addressing violent crime, investigating child exploitation crimes, and improving officer safety. The Office of Juvenile Justice and Delinquency Prevention will work with its grantees to seek greater cost efficiencies and coordination to ensure that all of its juvenile justice programs operate more cost effectively.

In FY 2020, the Department is not requesting funding for the Mentoring for Youth Affected by the Opioid Crisis carve-out that was included in the FY 2019 CR. The wide range of activities authorized under the Youth Mentoring program already includes mentoring programs for at-risk youth such as those affected by or involved in opioid abuse. Eliminating this carve-out simplifies program administration for grantees and allows them greater freedom in allocating their grant funding to meet the needs of the communities they serve.

For additional information, please visit: www.ojjdp.gov/programs/mentoring.html and www.nationalmentoringresourcecenter.org.

OFFICE OF JUSTICE PROGRAMS
Decrease Request: Crime Victims Fund

Funding	
FY 2020 Funding (CVF Reform):	\$2,300.0M
FY 2019 CR:	\$4,436.0M



Program Description

The Crime Victims Fund (CVF) was established by Congress in 1984 as a stable and reliable funding source for crime victims. The Fund is financed by fines and penalties stemming from federal crimes, not from tax dollars. In FY 2019 and again in FY 2020, the Administration proposes a CVF reform proposal that establishes an annual CVF funding level of \$2.3 billion and caps receipts deposited into the account at \$2.5 billion. This reform proposal will help to provide funding certainty from year to year, will help to ensure long-term financial solvency, and will improve the way the program operates.

Authorizing Legislation: Victims of Crime Act of 1984; 34 U.S.C. 20101 et seq.

Administering Agency: Office for Victims of Crime (OVC)

CVF Program Purposes:

1. Support victim services across the nation.
2. Provide compensation to victims of crime.
3. Build capacity of service providers nationwide through technology, training and technical assistance.
4. Innovate and determine ways to reach every victim of crime.

CVF funds are administered in three distinct ways, each mandated by statute:

1. Formula funding to the states;
2. Set aside funding to federal agencies; and
3. Competitive non-formula awards.

Formula Funding to the States—

Victim Assistance and Compensation Programs:

The largest amount of CVF funding is distributed using formula calculations to authorized State Administering Agencies (SAAs) in all 50 states, the District of

Columbia, and U.S. territories. SAAs use these funds to carry out two discrete programs—State Victim Assistance and State Compensation. Victim assistance funds are used by the SAAs to subgrant funding to victim service organizations. Victim compensation funds are used to reimburse victims for expenses resulting from their victimization. Additional information is provided on the [OVC website](#), including: [VOCA Formula Calculations](#) and [Annual State Funding Allocations](#).

Formula Accomplishments: Because of increased CVF obligation limitations, states have dramatically expanded their support to both new and existing local victim service programs. OVC plays a critical role in enriching the state programs through leadership, training, technical assistance, and performance measurement.

- More than 300 State VOCA Program Administrators and staff attended the [2018 VOCA National Training Conference](#).
- OVC successfully transitioned all victim assistance and compensation grant program reporting to the new Performance Measurement Tool (PMT), which provides more robust performance measurement and will enable OVC to identify nationwide variables and trends associated with these programs. Preliminary data indicate that in FY 2018, Victim Assistance programs funded 7,417 unique state and local victim service organizations through over 9,472 grant awards.

Statutory Set-Asides

The CVF is also a major funding source for federal victim service programs and related resources designated by statute (allocations are reflected in the pie chart). In 2018, CVF set-asides supported the following federal agency programs:

- *Office on Violence Against Women (OVW)* – \$492M was transferred to provide financial and technical assistance to communities across the country that are developing programs, policies, and practices aimed at ending domestic violence, dating violence, sexual assault, and stalking.
- *Executive Office for United States Attorneys (EOUSA)* – approximately \$28M supported 181 full time equivalent victim specialist personnel serving in the 93 USAO districts and 12 victim specialist personnel exclusively serving Indian Country.
- *Federal Bureau of Investigation (FBI)* – \$28M was provided to the FBI to support the salaries, benefits, and related expenses for 227 victim specialist personnel (up from 203 positions in 2017). These 24 new positions included eight child and forensic interviewers and 15 new victim specialists.
- *Victim Notification System (VNS)* – over \$5M supported EOUSA to upgrade, enhance, and operate the VNS to provide timely and consistent notification to federal crime victims as mandated by the Justice for All Act of 2004 and the Attorney General Guidelines for Victim and Witness Support.
- *Children’s Justice Act (CJA)* – a combined \$19M supports CJA programs to improve the investigation, prosecution, and treatment of child abuse victims. Of this amount, \$16M (administered by HHS) supports CJA Task Forces in every state and territory and \$3M supports six to eight new targeted programs in Indian Country and is integrated into [DOJ’s Combined Tribal Assistance Solicitation](#).
- *Office of Inspector General (OIG)* – for the fourth consecutive year, \$10M was transferred to the OIG to audit grantees receiving CVF awards and assess OVC’s management of CVF programs.
- *Three percent Tribal Set-Aside* – This first-ever tribal set-aside for victim services made \$133M available in FY 2018 to meet critical, long-standing needs among the tribes.

Competitive Non-Formula Awards

After formula and set-aside calculations, remaining funds are used for competitive programs that serve a diverse range of critical areas and emerging victim needs, including federal programs; tribal programs; national scope training, technical assistance, and demonstration projects; and Innovations in Crime Victims Services programs. Examples of 2018 program funding accomplishments include:

Federal Programs

- *Federal Victim Emergency Funds* (\$380K) enabled partnering agencies to support victim expenses in emergency situations, including temporary shelter, transportation, and crisis intervention. These funds allow agencies to address unique emergency victim service problems or populations within their jurisdictions.
- *Training and Technical Assistance* (\$1M) enabled partnering agencies to support training and technical assistance costs focusing on specific victimization issues.
- *Supporting Victims in High Profile Trials with Large Numbers of Victims* (\$250K) provided assistance to ensure that victims of federal crime were afforded their right to observe and be reasonably heard in high profile criminal justice proceedings with large numbers of victims.
- *National Domestic Violence Housing Technical Assistance Consortium* (\$2M) provided funding to support the collaboration with the Departments of Justice, Housing and Urban Development, and Health and Human Services for federal technical assistance and resource development. The purpose of this federal collaboration is to provide support and encouragement to help grantees and subgrantees build meaningful partnerships with local domestic violence programs, state domestic violence coalitions, and housing service providers with domestic violence programs to implement trauma-informed housing programming.

Tribal Programs (outside of the Tribal Set-Aside)

- *American Indian/Alaska Native Training and Technical Assistance Program* (\$4M) supports tribal communities' capacity to coordinate the provision of a comprehensive array of culturally appropriate services to victims of crime, their families, and the community.
- *Comprehensive Tribal Victim Assistance Program Purpose Area 7* (\$16M) is integrated into [DOJ's Combined Tribal Assistance Solicitation](#) and provided 40 new grant awards to help federally recognized tribes (or their designees) develop, establish, and operate multidisciplinary, trauma-informed services for tribal victims experiencing a range of crimes.

National Scope Training, Technical Assistance, and Demonstration Projects

- *Enhancing Community-Driven Responses to the Opioid Crisis* (\$27M) includes over 41 new awards in an effort to address an urgent gap in crime victim services related to the opioid epidemic and to expand upon existing programs or establish new ones to provide services to children and youth who are victimized as a result of the opioid crisis.
- *Law Enforcement-Based Direct Victim Services* (\$7.5M) will administer 17 new awards to help build direct victim assistance service efforts that can assist victims through law enforcement-based systems and better coordinate their services with community-based victim service partnerships to address the broader needs and rights of crime victims.
- *Advancing Hospital-Based Victim Services* (\$9.3M) funds nine new awards in FY 2018 in an effort to improve linkages between victim assistance and hospitals to increase support for victims of crime, improve their outcomes, and reduce future victimization.
- *Victim Assistance Discretionary Grant Training and Technical Assistance Program for VOCA Victim Assistance Grantees* (\$13M) is funding provided to State Victim Assistance formula grant recipients to facilitate training of direct service providers. Activities may include the establishment or enhancement of state victim assistance academies (SVAAs), statewide training initiatives, crime victim-related conferences, basic training for new programs for underserved victims, or scholarships to service providers and others who work with victims of crime.

- *OVC Training & Technical Assistance Center* (\$7.7M) delivers cutting-edge training and technical assistance to victim service providers, volunteers, allied professionals and advocates across the nation and helps to strengthen and grow the capacity of service organizations to meet the expansive needs of crime victims. In FY 2018, OVC TTAC provided in-depth training and technical assistance to 53 organizations and over 25,000 individuals.

FY 2020 Decrease Justification

The FY 2020 President's budget continues the Crime Victims Fund (CVF) reform effort included in the FY 2019 budget. The CVF reform proposal would establish a \$2.3 billion mandatory annual appropriation for the CVF, which is a decrease of \$2,136.0 million below the FY 2019 C.R. Rate. CVF is financed by collections of fines, penalty assessments, and bond forfeitures from defendants convicted of federal crimes. Most of the account's resources are the result of large corporate cases rather than individual offenders.

Of the \$2.3 billion total:

- \$492.5 million will be provided to the Office on Violence Against Women;
- \$12 million will be used for Innovations in Crime Victims Services (formerly Vision 21);
- \$115 million will be for Tribal victims assistance grants; and
- \$10 million will be provided to the Office of the Inspector General.

Programs supported by CVF focus on providing compensation to victims of crime and survivors, supporting appropriate victims' service programs and victimization intervention strategies, and building capacity to improve response to crime victims' needs and increase offender accountability. CVF was established to address the continuing need to expand victims' services programs and assist federal, state, local, and tribal agencies and organizations in providing appropriate services to their communities.

The CVF reform effort would eliminate use of the CVF to offset discretionary spending above legally established spending caps, and would provide more reliable funding for the program, allowing for long-term program planning that will better serve victims of crime.

The reform proposal would amend the Victims of Crime Act of 1984 (VOCA) to:

1. Cap annual receipts into the account at \$2.5 billion and sends the remaining to the General Fund of the Treasury;
2. Establish an automatic mandatory appropriation of \$2.3 billion per year;
3. Establish an up to \$115 million set-aside for tribal victims assistance programs; and
4. Provide for the transfer of funding for programs authorized under the Violence Against Women Act (VAWA), maintaining the independence of the Office on Violence Against Women (OVW).

The proposal includes \$492.5 million for OVW; \$1.67 billion for states to support victim assistance and victim compensation formula grants; \$10 million for the Office of the Inspector General for oversight and auditing purposes; \$115.0 million for tribal governments to improve services and justice for Native American victims of crime; and \$12 million for Innovations in Crime Victims Services (formerly Vision 21) for supplemental victims' services and other victim-related programs and initiatives.

For additional information, please visit the [OVC website](#). Information includes:

[VOCA Nationwide Performance Reports](#); [Current Funding Opportunities](#); and [Grant Awards Made by OVC](#).

VI. Program Decreases by Item

Item Name: OJP Program Eliminations, Shifts, and Reductions

Budget Appropriation: State and Local Law Enforcement Assistance
Juvenile Justice Programs

Strategic Goal: DOJ Strategic Goal 3

Strategic Objective: DOJ Strategic Objective 3.1

Organizational Program: Bureau of Justice Assistance (BJA)
Office of Community Oriented Policing Services (COPS)
Office of Juvenile Justice and Delinquency Prevention (OJJDP)

Program Decrease: Dollars **-\$384,500,000, for a total of \$98,000,000**
Positions **0** FTE **0**

Justification: The FY 2020 President’s Budget proposes to eliminate or shift \$375.5 million in funding to focus the Office of Justice Programs’ (OJP) grant funding on addressing the Nation’s most important law enforcement and criminal justice priorities.

Appropriations Account/Program	Administered By	FY 2019 CR	FY 2020 President’s Budget Request	FY 2019 President’s Budget vs. FY 2019 CR
Body Worn Camera Partnership	BJA	\$22,500	\$0	(\$22,500)
• Body Worn Camera Partnership (Byrne Justice Assistance Grants carve-out)	BJA	[0]	[22,500]	[22,500]
Bulletproof Vest Partnership	BJA	22,500	0	(\$22,500)
• Bulletproof Vest Partnership (Byrne Justice Assistance Grants carve-out)	BJA	[0]	[22,500]	[22,500]
Capital Litigation Improvement Grant Program	BJA	3,000	0	(3,000)
• Capital Litigation Improvement Grant Program (Byrne Justice Assistance Grants carve-out)	BJA	[0]	[3,000]	[3,000]
Innovations in Community Based Crime Reduction Program (formerly Byrne Criminal Justice Innovation Program)	BJA	17,500	0	(17,500)
Justice Reinvestment Initiative	BJA	25,000	0	(25,000)
Pay for Success (Second Chance Act carve-out)	BJA	[7,500]	0	[-7,500]
POLICE Act Program ^{1/}	COPS	10,000	0	-10,000
• POLICE Act Program (COPS Hiring Program carve-out)				
Project Hope Opportunity Probation with Enforcement (Second Chance Act carve-out)	BJA	[4,000]	0	[-4,000]
State Criminal Alien Assistance Program	BJA	240,000	0	(240,000)
Tribal Assistance (formerly Indian Assistance)	BJA	35,000	0	(35,000)
Tribal Resources Grant Program (COPS Hiring Program carve-out)	COPS	[30,000]	[0]	[30,000]
Tribal Youth Program (Delinquency Prevention Program carve-out)	OJJDP	[5,000]	[0]	[-5,000]
Total, Program Eliminations and Shifts		\$375,500	\$0	(\$375,500)

Note: Numbers in brackets reflect carve-outs of other programs and therefore do not add to the total.

^{1/} Funding for this program is not included under the FY 2019 CR level, but is transferred into OJP under as an adjustment to its FY 2020 Current Services level.

Program Eliminations:

The FY 2020 President's Budget proposes to eliminate discretionary funding for the following:

- Innovations in Community Based Crime Reduction Program: This program supports data-driven efforts to address violent crime in designated high-crime areas through place-based, community-oriented strategies. Under the FY 2020 President's Budget request, the activities of this program will be consolidated with those of other OJP crime reduction initiatives under the Project Safe Neighborhoods Block Grants program to promote a unified, efficient response to violent crime at the state, local and tribal levels.
- Justice Reinvestment Initiative (JRI): The Justice Reinvestment Initiative (JRI) has provided technical assistance to state, local, and tribal governments to assist them with:
 - Analyzing their criminal justice systems data;
 - Identifying factors that may contribute to prison and jail population growth; and
 - Developing strategies to improve public safety by focusing and expanding investment in proven corrections and public safety programs.

OJP has provided funding and technical assistance for state-level JRI initiatives and supported evaluation of the JRI model since FY 2010. The Administration seeks to eliminate JRI and redirect these funds to develop effective data driven programs to address the significant increases of violent crime in many of the Nation's cities and towns.

- Pay for Success: Between FYs 2014 and 2018, OJP has provided up to \$7.5 million per year available to support Pay for Success initiatives. Funding has been made available through both OJP competitive grant solicitations and transfers to the Department of Housing and Urban Development to support Pay for Success projects demonstrating the Permanent Supportive Housing Model. These investments have provided sufficient funding to test this model and DOJ will wait to consider evaluation findings from programs currently being funded before making any additional investments. In addition, OJP has seen relatively few applications for funding under its recent Pay for Success solicitations, suggesting that there are relatively few communities interested in establishing these types of programs.
- Project Hope Opportunity Probation with Enforcement: This program is modeled on a court-based program initiated in 2004 called Hawaii Opportunity Probation with Enforcement (HOPE) program. It assists state, local, and tribal governments in developing and implementing community supervision programs based on the HOPE model and other approaches that emphasizes the use of "swift, certain, and fair" (SCF) sanctions for violating conditions of probation. In FY 2020, no funding is requested for this program. State, local, and tribal governments can seek grant funding to implement SCF-based community supervision programs under the Second Chance Act Program provided they meet its requirements.
- State Criminal Alien Assistance Program: This program does not require recipients to use SCAAP awards solely for the purpose of addressing the cost of detaining illegal aliens in state, local and tribal detention facilities and cannot provide sufficient reimbursement to fully address state and local concerns. The reimbursement rate in FY 2017 was 24 cents on the dollar, which was an increase from the previous three years. Four states – California, Florida, New York, and Texas – typically receive over two-thirds of available funds. Further, the program has no performance metrics or programmatic requirements associated with the funds to improve public safety. Eliminating this program will allow the Administration to invest in

border enforcement and border security initiatives that will more effectively address the public safety threats posed by criminal aliens.

Program Shifts:

The FY 2020 President’s Budget proposes to shift discretionary funding among appropriated line items or appropriation accounts for the following:

- Body Worn Camera Partnership: The FY 2020 President’s Budget funds this program as a \$22.5 million carve-out under the Byrne Justice Assistance Grants (JAG) program. This carve-out replaces the \$22.5 million line item appropriation that supported this program under the FY 2019 Continuing Resolution (CR).
- Bulletproof Vest Partnership: In the FY 2020 President’s Budget, this program is funded as a \$22.5 million carve-out under the Byrne Justice Assistance Grants (JAG) program. This program was previously funded as a \$22.5 million line item appropriation under the FY 2019 Continuing Resolution (CR).
- Capital Litigation Improvement Grant Program: The FY 2020 President’s Budget request eliminates the \$3.0 million line item that funds this program under the FY 2019 CR and replaces it with a \$3.0 million carve-out under the Byrne Justice Assistance Grants (JAG) program.
- POLICE Act Program: The FY 2020 President’s Budget eliminates the \$10 million line item that funds this program under FY 2020 Current Services and replaces it with a \$10.0 million carve-out under the COPS Hiring Program.
- Seven Percent Tribal Justice Assistance Set Aside: The FY 2020 President’s Budget requests an up to seven percent discretionary funding set aside to support tribal law enforcement and justice assistance grant programs. This set aside replaces three line items or funding carveouts that appeared in the FY 2019 CR:
 - Tribal Assistance, (\$35 million),
 - Tribal Resources Grant Program (carve-out under the COPS Hiring Program), (\$30 million), and
 - Tribal Youth Program (carve-out under the Delinquency Prevention Program), (\$5 million).

Since all of the programs discussed above will be funded at or above their funding levels under the FY 2019 CR, these shifts in funding sources will not have any significant effect on the performance of any of these programs.

In addition, the FY 2020 President’s Budget requests minor funding reductions totaling \$9.0 million to four OJP programs. These reductions will not have any significant negative effects on these programs and will allow the savings to be redirected to higher-priority programs.

Appropriations Account/Program	Administered By	FY 2019 CR	FY 2020 President’s Budget Request	FY 2019 President’s Budget vs. FY 2019 CR
Court Appointed Special Advocates (CASA)	OJJDP	\$12,000	\$9,000	(\$3,000)
Economic, High-tech, White Collar and Internet Crime Prevention	BJA	14,000	11,000	(3,000)
Part B Formula Grants	OJJDP	60,000	58,000	(2,000)
Victims of Child Abuse (VOCA) - Improving Investigation and Prosecution of Child Abuse Program	OJJDP	21,000	20,000	(1,000)
Total, Minor Program Decreases		\$107,000	\$98,000	(\$9,000)

Minor Program Reductions:

In order to properly balance funding for the Department’s various responsibilities, the President’s Budget request had to reprioritize and redirect funding from some programs to address higher priority issues such as violent crime reduction, officer safety, and responding to the opioid drug abuse epidemic.

- Court Appointed Special Advocates: This program provides membership, accreditation, and funding to regional, state, and local organizations to promote effective representation for abused and neglected children by court-appointed volunteer advocates in dependency court hearings. The FT 2020 request of \$9 million is equal to this program’s FY 2017 Enacted funding level and is sufficient to sustain its current level of operations.
- Economic, High-tech, White Collar and Internet Crime Prevention: This enhances the capacity of state, local, tribal, and territorial criminal justice systems to prevent, investigate, respond to, and prosecute economic, cyber, and high-tech crimes through specialized training and technical assistance. The FY 2020 President’s Budget request of \$11 million will enable OJP to continue this program’s activities. In FY 2020, OJP is not requesting any funding for the Cybercrime Prosecution or Digital Forensics Education programs.
- Part B Formula Grants: This program supports state and local efforts to increase prevention and intervention programs for youth, ensure appropriate accountability for delinquent behavior, and improve the juvenile justice system. This program also supports state and local compliance with the core requirements of the Juvenile Justice Delinquency and Prevention Act (JJDP Act). The \$2 million reduction requested in the FY 2020 President’s Budget will bring overall funding for Part B Formula Grants in line with enacted funding levels seen between FYs 2015 and 2017 (with total enacted funding levels of between \$55 and \$58 million per year.)
- Victims of Child Abuse (VOCA) - Improving Investigation and Prosecution of Child Abuse Program: This program enhances the effectiveness of the investigation and prosecution of child abuse cases through training and technical assistance to criminal justice child welfare professionals. It also supports the development of Children’s Advocacy Centers (CACs) and multi-disciplinary teams to more effectively address child abuse. The \$1 million reduction requested in the FY 2020 President’s Budget will have no significant negative effects on this program or its ability to meet the current demand for training and technical assistance.

Budget Request:

Funding: -\$374.5 million for a total of \$98.0 million

	Pos	Agt/ Atty	FTE	Total (\$000)	FY 2021 Net Annualization (change from 2020) (\$000)	FY 2022 Net Annualization (change from 2021) (\$000)
FY 2017 Enacted	0	0	0	\$140,000		
FY 2018 President’s Budget	0	0	0	472,500		
FY 2019 Current Services	0	0	0	482,500		
<i>Decreases:</i>						
Personnel	0	0	0	0	0	0
Non-Personnel				-384,500		
Grand Total	0	0	0	\$98,000	0	0

VII. Exhibits