

U.S. Department of Justice

FY 2012 PERFORMANCE BUDGET

OFFICE OF JUSTICE PROGRAMS



February 2011

Table of Contents

	Page #
I. Overview	5
A. Introduction	6
B. Mission and Vision	6
C. Integrated Strategic Planning, Performance and Budget	7
D. OJP Priorities and External and Internal Challenges	10
E. Major Functions and Organization Structure	14
F. FY 2009 Inputs and Outcomes	19
II. Summary of Program Changes	25
III. Appropriations Language and Analysis of Appropriations Language	34
IV. OJP Programs and Performance by Appropriation Account	42
A. Salaries and Expenses	43
1. Account Description	43
2. Performance Tables (Not Applicable)	45
3. Performance, Resources, and Strategies (Not Applicable)	45
B. Justice Assistance	46
1. Account Description	46
2. Performance Tables	49
3. Performance, Resources, and Strategies	52
C. State and Local Law Enforcement Assistance	55
1. Account Description	55
2. Performance Tables	59
3. Performance, Resources, and Strategies	64
D. Weed and Seed Program Fund	71
1. Account Description	71
2. Performance Tables	72
3. Performance, Resources, and Strategies	74
E. Juvenile Justice Programs	75
1. Account Description	75
2. Performance Tables	77
3. Performance, Resources, and Strategies	79
F. Public Safety Officers Benefits	82
1. Account Description	82
2. Performance Tables	83
3. Performance, Resources, and Strategies (Not Applicable)	83
G. Crime Victims Fund	84
1. Account Description	84
2. Performance Tables	87
3. Performance, Resources, and Strategies	89

V.	Program Increases by Item	91
A.	Preventing Violence Against Law Enforcement and Ensuring Officer Resilience and Survivability Initiative (VALOR)	92
B.	Byrne Criminal Justice Innovation Program	96
C.	Children Exposed to Violence	99
D.	National Forum on Youth Violence Prevention	103
E.	Race to the Top-Style Juvenile Incentive System Improvement Grants	106
F.	Salaries and Expenses	110
G.	Justice Information Sharing and Technology/NSI	114
H.	Problem Solving Justice	118
I.	Smart Policing	123
J.	State and Local Assistance Help Desk and Diagnostic Center (E21)	126
K.	Evaluation Clearinghouse/What Works Repository	129
L.	Arrestee Drug Abuse Monitoring Program	132
M.	Community Engagement to Address Radicalization	135
N.	Ensuring Fairness and Justice in the Criminal Justice System	139
O.	Sexual Assault Program-Solving Initiative (SAPI)	143
P.	Implementation of Adam Walsh Act	147
Q.	Research, Evaluation, and Demonstration Programs	151
R.	National Criminal Records History Improvement Program (NCHIP)	154
S.	Stopping Crime, Block by Block	157
T.	Community-Based Violence Prevention Initiatives	160
U.	Public Safety Officers Death Benefits (Mandatory)	163
V.	Public Safety Officers Disability and Education Benefits	165
W.	Gang and Youth Violence Prevention and Intervention Initiatives	168
X.	Crime Victims Fund	171
Y.	Building Capacity to Support Rigorous Evaluation	175
Z.	Grants to States for Medical Malpractice Reform	178
VI.	Program Offsets by Item	181
A.	State Criminal Alien Assistance Program	182
B.	Byrne Discretionary	185
C.	Juvenile Justice and Delinquency Prevention (JJDP) Act Title II Part E: Developing, Testing, and Demonstration Promising New Initiatives and Programs	187
D.	Juvenile Justice and Delinquency Prevention (JJDP) Act Title II Part B: Formula Grants	189
E.	Juvenile Accountability Block Grant Program	192
F.	Victim Notification System Program	195
G.	State and Local Gun Crime and Gang Violence Reduction	197
H.	Victims of Trafficking	199
I.	Drug Courts	202
J.	Mentally Ill Offender Act Program	205
K.	Indian Country Initiatives	208
L.	Weed and Seed Program	211
M.	Training Program to Assist Probation and Parole Officers	214
N.	Research on Violence Against Women in Indian Country	216
O.	Economic, High-tech, Cybercrime Prevention	218
P.	Paul Coverdell Grants	220
Q.	Prison Rape Prevention and Prosecution Program	223
R.	Southwest Border Prosecution Initiative	225

S.	Byrne Competitive Grants	228
T.	Court Appointed Special Advocate Program	230
U.	Youth Mentoring	232
V.	National Instant Criminal Background Check System	235
W.	Missing and Exploited Children	238
X.	Prescription Drug Monitoring Program	240
Y.	Child Abuse Training Programs for Judicial Personnel and Practitioners	243
Z.	Juvenile Justice and Delinquency Prevention (JJDP) Act Title V: Local Delinquency Prevention Incentive Grants	245
AA.	Northern Border Prosecutor Initiative	247
AB.	Missing Alzheimer's Patient Alert Program	250
AC.	Grants for the Closed Circuit Televising of Testimony of Children	253
AD.	Criminal Justice Statistics	256
AE.	VOCA: Improving Investigation and Prosecution of Child Abuse Program	259
AF.	Safe Start Program	261
AG.	VAWA II National Stalker and Domestic Violence Reduction Program	263
AH.	State Criminal Justice Reform and Recidivism Reduction	266
AI.	DNA Initiative	269
AJ.	John R. Justice Loan Repayment Program	271
AK.	Regional Information Sharing System	273
VII.	Exhibits (All Appropriations Accounts Included Below)	276
A.	Organization Chart (see pg. 18 of Overview Section)	
B.	Summary of Requirements	
C.	Program Increases by Decision Unit	
D.	Resources by DOJ Strategic Goal and Objective	
E.	Justification for Base Adjustments	
F.	Crosswalk of 2010 Availability	
G.	Crosswalk of 2011 Availability	
H.	Summary of Reimbursable Resources	
I.	Detail of Permanent Positions by Category	
J.	Financial Analysis of Program Increases/Offsets	
K.	Summary of Requirements by Grade	
L.	Summary of Requirements by Object Class	
M.	Status of Congressional Requested Studies, Reports, and Evaluation	
N.	OJP Summary of Program Changes FYs 2010-2012	

I. Overview

A. Introduction

The Office of Justice Programs (OJP) requests a budget of \$3.0 billion, 730 positions, and 716 FTE for fiscal year (FY) 2012. The request level includes total increases of \$782.5 million (including a \$145.0 million increase to the Crime Victims Fund and \$250.0 million increase for the new mandatory Grants to States for Medical Malpractice Reform program) and total offsets of \$1,078.0 million, for a net decrease of \$295.5 million from the FY 2011 Continuing Resolution level of \$3.1 billion. The request includes a total of \$8.5 million in adjustments-to-base. The request reflects \$0.2 million under the OJP Salaries and Expenses (S&E) appropriation and \$2.8 billion in OJP grant programs.

An electronic copy of the Department of Justice's Congressional Budget Justifications and Capital Asset Plan and Business Case exhibits can be accessed at:
<http://www.justice.gov/jmd/2012justification/>.

B. Mission and Vision

Mission

OJP increases public safety and improves the fair administration of justice across America through innovative leadership and programs.

Vision

To be an essential resource for the criminal and juvenile justice communities as they strive to meet public safety needs by—

- Identifying the most pressing challenges confronting the justice system and providing high-quality knowledge through innovative research and development.
- Increasing the capacity of communities to prevent and control serious crime problems through multijurisdictional and multidisciplinary programs and partnerships.
- Encouraging local innovation through national policy leadership.

OJP's mission supports the Department of Justice (DOJ) Strategic Plan, specifically Goal 2: Prevent Crime, Enforce Federal Laws, and Represent the Rights and Interests of the American People; and Goal 3: Ensure the Fair and Efficient Administration of Justice.



C. Integrated Strategic Planning, Performance and Budget

OJP’s mission is to increase public safety and improve the fair administration of justice across America through innovative leadership and programs. More specifically, OJP strives to:

- Strengthen partnerships with state, local, and tribal stakeholders.
- Ensure integrity of, and respect for, science—including a focus on evidence-based, “smart on crime” approaches in criminal and juvenile justice.
- Administer OJP’s grant awards process in a fair, accessible, and transparent fashion—and, as good stewards of federal funds, manage the grants system in a manner that avoids waste, fraud, and abuse.

OJP is revising its Strategic Plan in coordination with the Department of Justice (DOJ) and anticipates releasing a revised plan in FY 2011.

This performance budget describes OJP’s strategic goals and objectives and their relationship to DOJ’s Strategic Plan (see chart below), expected long-term outcomes, annual performance measures, and the funding request. This integrated strategy demonstrates, in a concrete way, OJP’s ability to provide information and innovation through a “knowledge-to-practice model”. This research-based approach is used to guide evidence-based decision-making to meet the challenges of crime and justice.

Alignment of the OJP Strategic Goals and Objectives to the DOJ Goals

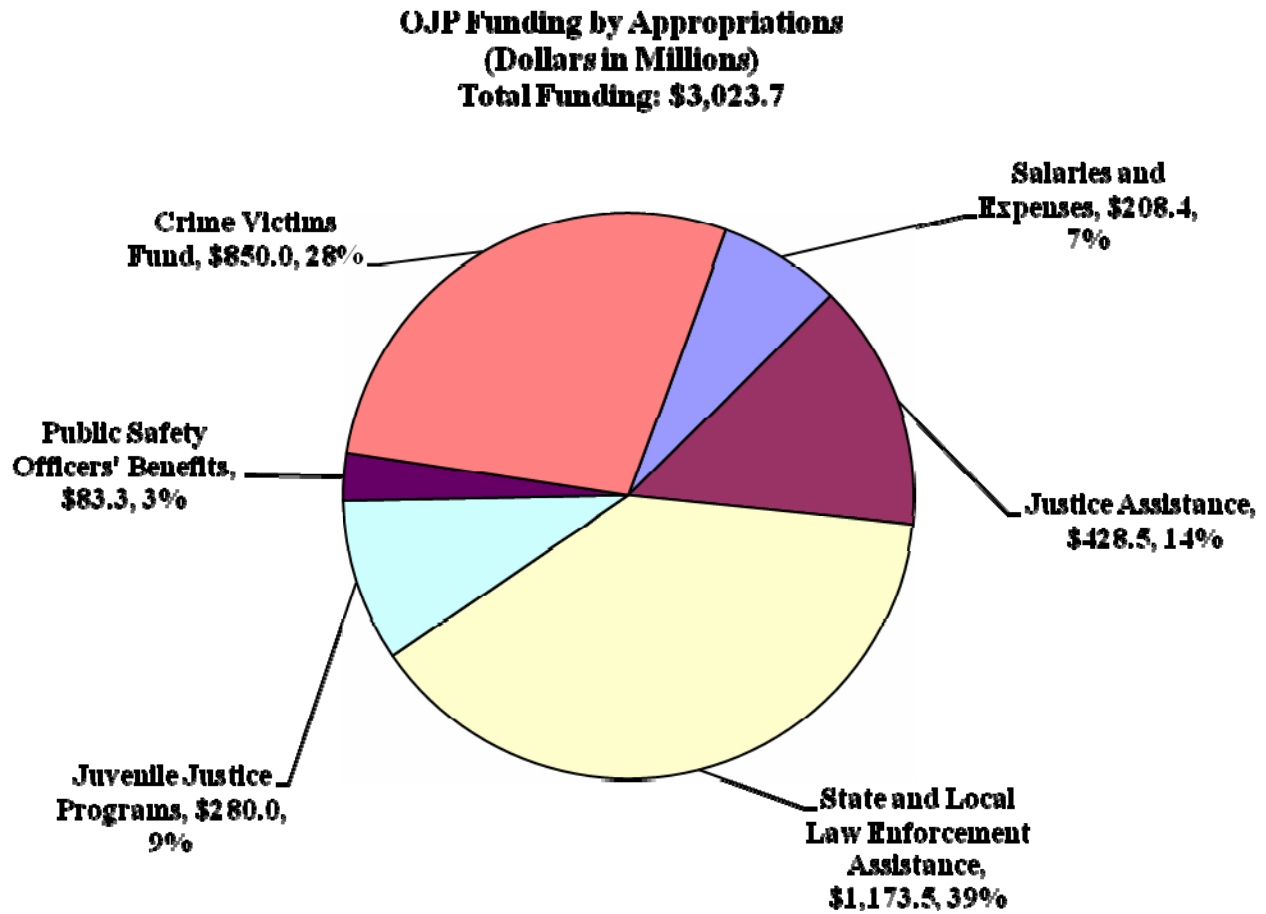
DOJ Goal 2: Prevent Crime, Enforce Federal Laws, and Represent the Rights and Interests of the American People		DOJ Goal 3: Ensure the Fair and Efficient Administration of Justice	
<i>OJP Goal 1:</i> <i>Increase the nation's capacity to prevent and control crime</i>	<i>OJP Goal 2:</i> <i>Improve the fair administration of justice</i>	<i>OJP Goal 3:</i> <i>Reduce the impact of crime on victims and hold offenders accountable</i>	<i>OJP Goal 4:</i> <i>Increase the understanding of justice issues and develop successful interventions</i>
OJP Objectives:	OJP Objectives:	OJP Objectives:	OJP Objectives:
1.1: Improve policing and prosecution effectiveness	2.1: Improve the adjudication of state, local, and tribal laws	3.1: Provide compensation and services for victims and their survivors	4.1: Provide justice statistics and information to support justice policy and decision-making
1.2: Enhance the capabilities of jurisdictions to share information	2.2: Improve corrections and reduce recidivism	3.2: Increase participation of victims in the justice process	4.2: Conduct research that supports and advances justice policy, decision-making, and program evaluation
1.3: Increase the availability and use of technological resources for combating crime			
1.4: Improve the effectiveness of juvenile justice systems			

Budget Structure

In FY 2012, OJP's budget structure is comprised of six appropriation accounts outlined below:

- **Salaries and Expenses:** Funds overall management and administrative functions of OJP (including activities of the Office of Audit, Assessment and Management).
- **Justice Assistance:** Provides grants, contracts, and cooperative agreements for research, development, and evaluation; supports development and dissemination of quality statistical and scientific information; and, among other things supports law enforcement information sharing initiatives and systems.
- **State and Local Law Enforcement Assistance:** Funds programs that establish and build on partnerships with state, local, and tribal governments, as well as community and faith-based organizations. These programs provide Federal leadership on high-priority criminal justice concerns such as violent crime, gang activity, offender recidivism, illegal drugs, information sharing, and related justice system issues.
- **Juvenile Justice Programs:** Supports the efforts of state, local, and tribal government, as well as private organizations, to develop and implement effective and innovative juvenile justice programs.
- **Public Safety Officers' Benefits:** Provides benefits to public safety officers who are permanently and totally disabled in the line of duty and to the families and survivors of public safety officers killed or permanently and totally disabled in the line of duty.
- **Crime Victims Fund:** Provides compensation to victims of crime, supports victims' services, and builds capacity to improve responsiveness to the needs of crime victims.

The pie chart below depicts OJP’s performance budget request by appropriation:



*The Justice Assistance account includes \$250.0 million as a mandatory proposal for the new Grants to States for Medical Malpractice Reform program.

D. OJP Priorities and External and Internal Challenges

OJP’s mission is to increase public safety and improve the fair administration of justice across America through innovative leadership and programs. OJP provides information, research and development, statistics, training, and support to help the justice community build the capacity it needs to meet its public safety goals.

While crime rates have stabilized on the national level, many cities, as well as rural and tribal communities, still experience problems with violence, gangs, and drugs. In addition, newer challenges – such as internet crimes against children – confront state and local law enforcement officials, even as they struggle with limited resources. Consequently, OJP continues to address

the following challenges:

1) Violence, Gangs, and Drugs

While the nation as a whole continues to make progress in reducing violent crime rates, many communities and areas are struggling with persistent violent crime issues, especially when commingled with the problems of gangs and drugs. Targeting “hot spots” is one effective strategy for preventing and reducing future crimes. Comprehensive community-based strategies that bring together law enforcement with other community groups and institutions to coordinate activities to halt the spread of violence also produce safer communities. OJP will promote multi-jurisdictional, multi-divisional, and multi-disciplinary programs and partnerships that increase the capacity of communities to prevent and control these serious crime problems.

2) Placed-Based Initiatives

When defined broadly, many of OJP’s programs may be considered place-based, in that they leverage public spending by focusing resources in targeted locations. For instance, OJP’s Drug, Mental Health and Problem-Solving Courts programs, its Comprehensive Tribal Program, and its Second Chance Act Reentry programs all coordinate resources in specific locations in order to maximize outcomes.

The centerpiece of the Department’s place-based strategy, however, is OJP’s proposed Byrne Criminal Justice Innovation (BCJI) Program. Developed in close partnership with the White House, Office of Management and Budget, Domestic Policy Council, and Office of Urban Affairs, the BCJI is a community-based strategy that aims to control and prevent violent crime, drug abuse and gang activity in designated high crime neighborhoods by providing funding to support partnerships between law enforcement agencies and community-based organizations that balance targeted enforcement with prevention, intervention, and neighborhood restoration services. Building upon the successes of OJP’s Weed and Seed strategy, the program will model place- and evidence-based collaborative strategies for improving public safety, revitalizing neighborhoods, and forging partnerships with stakeholders at the federal, state, local, and tribal levels.

Core elements of the BCJI include:

- An emphasis on neighborhoods or place as a framework for coordinating joint efforts.
- A renewed emphasis on place-based and evidence-based approaches with demonstrated records of success, such as CeaseFire Chicago, Project Safe Neighborhoods, and the Drug Market Initiative in High Point, North Carolina.
- Increased flexibility in order to support expanded collaboration with federal, state, local, and tribal partners and to develop strategies tailored to local conditions.
- Better targeting of scarce program resources in order to ensure significant impacts at the community level.

3) Law Enforcement and Information Sharing

Law enforcement in the United States, unlike that in most other industrialized countries, has several levels and is comprised of thousands of federal, state, local, and tribal agencies. Ensuring that all elements of the justice community share information, adopt best practices, and respond to emerging issues with the same level of effectiveness and timeliness is a daunting task. OJP is providing national leadership and serving as a resource for the justice community through the Global Justice Information Sharing Initiative, among others, that focus on defining core justice information sharing requirements and identifying challenges and solutions.

4) Tribal Justice

Violent crime rates in Indian Country are unusually high, yet tribal law enforcement resources are typically scarce, a problem exacerbated by the geographic isolation and/or vast size of many reservations. OJP targets these conditions with training and resources aimed at Indian Country, such as training on problem-solving courts and coordinated law enforcement information sharing and data collection. OJP will continue to coordinate with the Department of Interior's Bureau of Indian Affairs and other agencies to bring better focus to these issues.

5) Forensics, DNA, Missing Persons, and Cold Cases

From crime scene to courtroom, forensics plays a vital role in the criminal justice system. OJP develops forensic tools and technologies that will save time and money, initiates evaluations to better understand the impact of forensic science, provides technology assistance and training, and enhances laboratory capabilities and capacity. OJP funds these activities in order to bolster the investigative power of forensics, thereby supporting the successful and informed use of DNA and other forensic evidence in court and improving the administration of justice.

6) Offender Reentry

Repeat offenders who cycle in and out of the justice system commit a significant portion of all crime and drive up the cost of operating justice agencies. These offenders often have risk factors such as mental health problems and substance abuse, limited education and literacy, inadequate job skills, and a lack of positive support systems that, if addressed, reduce the likelihood of re-offending. OJP can address these issues with three strategies: 1) community-based options for offenders, such as problem-solving courts; 2) intensive, multi-phase reentry programs for those who are incarcerated; and 3) research to determine effective strategies for prisoner reentry programs.

7) Juvenile Delinquency, Prevention, and Intervention

Our nation faces many challenges related to juvenile delinquency, including youth gangs and high juvenile recidivism rates. OJP strives to strengthen the capability and capacity of our juvenile justice system to confront these challenges through prevention and intervention. OJP is working to prevent and reduce youth involvement in gangs by addressing specific risk and protective factors associated with the likelihood of delinquent behavior and the needs and desires that underlie the decision to join a gang.

8) Internet Crimes Against Children (ICAC)

Every day, thousands of children and teens go online to research homework assignments, play games, and chat with friends. And, everyday, sexual predators roam the Internet, posting and/or looking for child pornography and soliciting minors to engage in sexual activity. Not only are these sex-related crimes intolerable, they pose formidable challenges for law enforcement, which must adapt its investigative techniques to a constantly evolving array of technology. One way OJP addresses the proliferation of internet crimes against children is through its ICAC Task Forces, which help state and local law enforcement agencies develop an effective response to cyber enticement and child pornography cases.

9) The American Recovery and Reinvestment Act of 2009 (Recovery Act)

The Recovery Act was signed into law by President Obama on February 17, 2009. It is an unprecedented effort to jumpstart our economy, create or save millions of jobs, and put a down payment on addressing long-neglected challenges so our country can thrive in the 21st century. The Act is an extraordinary response to a crisis unlike any since the Great Depression, and includes measures to modernize our nation's infrastructure, enhance energy independence, expand educational opportunities, preserve and improve affordable health care, provide tax relief, and protect those in greatest need.



The Recovery Act injected \$787 billion into the economy, providing jobs and much needed resources for states and local communities. Among these resources was more than \$4 billion for state and local law enforcement and other criminal and juvenile justice activities, including \$2.76 billion for OJP programs.

In FY 2009, OJP awarded over 3,800 additional grants to carry out the terms of the Recovery Act, which is more than the total number of awards made in FY 2008. However, making awards is only one part of administering a grants program. These additional awards will also drive a significant increase in workload throughout the lifetime of the grants. Each grant will require programmatic and financial monitoring, training and technical assistance, outreach, auditing, etc. The Recovery Act grants will generally have periods of performance of three or four years, with the programmatic and financial closure of the grant occurring in the following year. This means the additional workload and resulting resource

challenges associated with the Recovery Act will last approximately five years for OJP, at least through FY 2013.

In addition to the workload increase resulting from the number of additional grant awards, OJP provided over 1,700 awards to localities that had never received a Justice Assistance Grant award. These new recipients will require a significantly higher level of support (outreach, training and technical assistance, monitoring, etc.) than experienced recipients would need.

10) Environmental Accountability

OJP has implemented several initiatives to ensure a safe and healthy work environment for its building occupants and to protect the environment by conserving energy. We have collaborated with building owners to develop opportunities to conserve both energy and water through the installation of light sensors and automatic faucets and toilets.

Through our contractual efforts, priority is given to purchasing energy-efficient appliances and information technology equipment, and agency purchase card holders have been trained to conduct market research to buy "green" where possible.

E. Major Functions and Organizational Structure

Composed of five bureaus and two program offices, OJP and its programs address every facet of criminal and juvenile justice. Components include the Bureau of Justice Assistance (BJA), Bureau of Justice Statistics (BJS), Community Capacity Development Office (CCDO), National Institute of Justice (NIJ), Office of Juvenile Justice and Delinquency Prevention (OJJDP), Office for Victims of Crime (OVC), and the Office of Sex Offender Sentencing, Monitoring, Apprehending, Registering, and Tracking (SMART).

BJA provides leadership and assistance to local criminal justice programs that improve and reinforce the nation's criminal justice system. BJA's goals are to reduce and prevent crime, violence, and drug abuse and to improve the way in which the criminal justice system functions. In order to achieve such goals, BJA programs illustrate the coordination and cooperation of local, state, and federal governments. BJA works closely with programs that bolster law enforcement operations, expand drug courts, and provide benefits to safety officers.

BJS is the primary statistical agency of the Department of Justice. BJS collects, analyzes, publishes, and disseminates information on crime, criminal offenders, crime victims, and criminal justice operations. BJS also provides financial and technical support to state, local, and tribal governments to improve their statistical capabilities and the quality and the utility of their criminal history records. BJS provides statistical information to the President, Congress, other officials, and the public with accurate, timely, and objective data about crime and the management of criminal justice.

CCDO works with local communities to design strategies for deterring crime, promoting economic growth, and enhancing quality of life. CCDO helps communities help themselves,

enabling them to develop solutions to public safety problems and to strengthen leadership to implement and sustain those solutions.

NIJ focuses on research, development, and evaluation of crime control and justice issues. NIJ provides objective, independent, evidence-based knowledge and tools to meet the challenge of criminal justice, particularly at local and state levels. NIJ funds research, development, and technology assistance. NIJ also assesses programs, policies, and technologies. NIJ publicizes the research it conducts and the evaluation findings through conferences, reports, and the media.

OJJDP assists local community endeavors to effectively avert and react to juvenile delinquency and victimization. Through partnerships with experts from various disciplines, OJJDP aims to improve the juvenile justice system and its policies so that the public is better protected, youth and their families are better served, and hold offenders accountable. OJJDP develops, implements, and monitors programs for juveniles. The office also supports many research, program, and training initiatives; develops priorities and goals and sets policies to guide juvenile justice issues; disseminates information about juvenile justice issues; and awards funds to states to support local programming nationwide.

OVC provides leadership and funding for victims of crimes. OVC distributes federal funds to victim assistance programs across the country. OVC offers training programs for professionals and their agencies that specialize in helping victims. OVC circulates publications and hosts various programs to help develop awareness about victims' rights and services to the public.

The SMART Office was authorized by the Adam Walsh Child Protection and Safety Act of 2006. The SMART Office is responsible for establishing and maintaining the standards of the Sex Offender Registration and Notification Act (SORNA) as defined by the Adam Walsh Act. The SMART Office also oversees grant programs regarding sex offender treatment and the implementation of SORNA.

Additional information regarding OJP's components and initiatives can be found in the components' reports to Congress and on the OJP Web site (www.ojp.gov).

Strategic Management of Human Capital

The Office of Justice Programs (OJP) firmly believes that its human capital resources are the foundation for the successful accomplishment of its mission of "providing leadership in developing the nation's crime and prevention control capacity, improving criminal and juvenile justice systems, increasing knowledge about crime and related issues, assisting crime victims, and preserving the rule of law."

As an integral part of OJP's Human Capital Plan, OJP initiated work to implement workforce planning to increase the use of resources and talent across the organization. During FY 2011, OJP initiated a robust workforce planning process linked to resource and budget formulation and execution that included demand and supply analysis of future workforce requirements (human capital forecasting capability).

To increase talent acquisition capability, OJP is an active participant in the Department's Acquisition Intern Program Working Group. This initiative is being modeled after the federally established Federal Career Intern Program (FCIP) and seeks to attract the best and brightest talents in the acquisition management field. Centrally developed and managed through the input of the sponsoring host components, each intern will serve in a two-pronged program consisting of academic training and development, and experiential learning and practical on-the-job training. In addition to the proposed professional development agenda, the initiative is being structured to include and address retention issues within the field to establish a long standing pipeline of DOJ trained talent.

OJP revamped its supervisory training framework and partnered with OPM's Eastern Management Development Center to offer a comprehensive curriculum addressing core human capital roles and responsibilities, as well as leadership development. In FY 2010, approximately 76 of the 125 supervisors attended the training in response to legislation passed in the fall of 2009 requiring training to support core competencies. The remaining supervisors were scheduled for the required training in FY 2011. This training ensures that each OJP supervisor understands the skills that align with OJP's overarching mission and programmatic goals, and will be provided to all new supervisors within the first year of supervision. OJP continues to sponsor employee participation in the Graduate School's (formerly U.S. Department of Agriculture's Graduate School) Leadership Development Programs – the Aspiring Leader Program, the New Leader Program, and the Executive Leadership Program; and with DOJ's Leadership Excellence and Achievement Program. OJP also continues to provide leadership and support to succession planning efforts via the OJP Mentoring Program, in which senior OJP executives mentor employees who have demonstrated leadership potential. This mentoring helps to address skill gaps and contribute to Department-wide efforts to prepare its employees to assume leadership roles in the future.

In addition, OJP is embarking on a comprehensive review of the OJP training plan to provide a standardized delivery system of core courses, identified based on internal evaluations and assessments and in keeping with Leading and Development Council initiatives sponsored at the Department level.

To achieve the goal of "Employer of Choice" in the federal government, OJP is committed to building and maintaining a work environment that fosters inclusiveness, embraces diversity, and empowers its workforce to achieve performance excellence. OJP has established a strong partnership between its Human Resources and Equal Employment Opportunity offices. OJP continues to develop a Recruitment and Talent Management Strategy and other human capital strategic actions, which included OJP's participation in the Federal Employee Viewpoint Survey, which provides a comprehensive measure of employee feedback around workplace issues. Additional focus will be placed on meeting the OPM Human Capital Assessment and Accountability Framework and Departmental audit standards as OJP initiates action plans targeted to areas of focused improvement. Lastly, the OJP Employee Exit survey tracks and documents attrition issues to provide direction for the implementation of workplace improvements that integrate and expand the use of technology in recruitment and hiring practices.

In FY 2010, with completion scheduled for FY 2011, OJP joined numerous federal agencies in implementing the electronic Official Personnel Folder, which provides greater transparency and communication in the distribution and maintenance of employee records.

Improved Financial Performance

OJP streamlined the collections process, expedited the accounts payable process, and improved the grant financial management process. Financial performance improvement plans for FY 2010 and FY 2013 include the successful conversion from the Integrated Financial Management Information System (IFMIS) to the Financial Management Information System 2 (FMIS2) financial system in FY 2008. OJP is an active partner with DOJ and other DOJ components in working with DOJ's Unified Financial Management System (UFMS) project team for future financial improvements. OJP also continues to strengthen internal control practices and procedures in accordance with OMB Circular A-123.

OJP continues efforts to implement the requirements of the Financial Management, Grants Management, and Human Resources Lines of Business associated with OJP's planned conversion to UFMS. This effort is expected to continue through FY 2013.

Expanded E-government

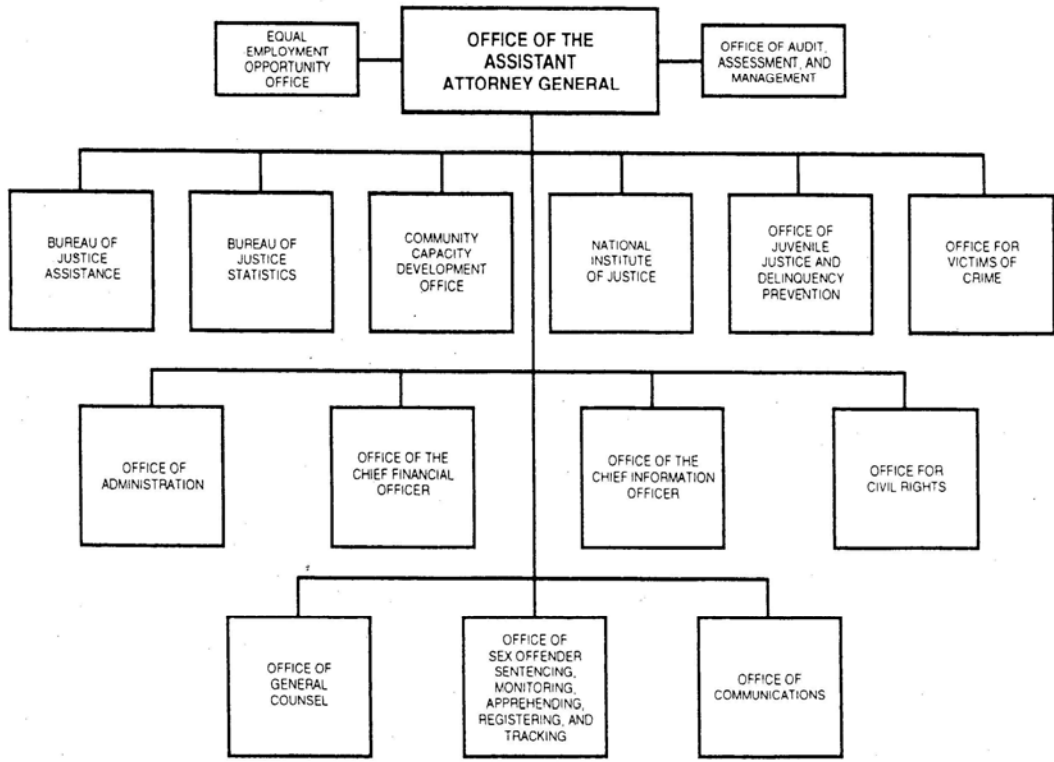
In 2008, OMB requested that OJP submit an implementation plan to migrate from the Community Partnership Grants Management System to the Grants Management Line of Business (GMLOB) system of choice by FY 2014. In June 2008, OMB accepted OJP's GMLOB implementation plan, which details what is needed to keep CPGMS viable once UFMS is in place. The plan outlines requirements necessary to ensure OJP is capable of meeting its grantees' unique needs once UFMS is in place and OJP becomes part of the GMLOB by 2014.

OJP continues to monitor the latest developments in E-Government technologies and seek new ways to integrate these advances into OJP systems. In FYs 2010 and 2011, OJP will continue to support the E-Rulemaking initiative through the Federal Docket Management System and seek to add geospatial analysis capabilities to OJP's information systems through integration with the Socioeconomic Mapping and Resource Topography system developed by the Office of Juvenile Justice and Delinquency Prevention (OJJDP) and the National Institute of Justice (NIJ). OJP also will consolidate and relocate OJP data center operations to the secure remote location in support of the Information Technology Security Line of Business and new DOJ information technology security standards.

Budget and Performance Integration

OJP monitors the performance of programs, provides quarterly performance data to DOJ, and reports performance data to OMB semi-annually. All of these processes ensure the integration of performance and budget information.

OFFICE OF JUSTICE PROGRAMS



Approved by: *Alberto J. Gonzales* Date: 12-21-06
ALBERTO J. GONZALES
Attorney General

F. FY 2009 Inputs and Outcomes

1) Accelerating Public Safety: Outreach

In FY 2009, OJP expanded and enhanced its commitment to listen to its constituents. Practitioners, law enforcement, service providers, researchers, policymakers, as well as corporate and philanthropic partners in the fields of criminal and juvenile justice were sought to provide their opinions, feedback, and insight into OJP's work in numerous listening sessions. Through this lively exchange of ideas, OJP is setting an agenda that reflects the priorities of the people on the front lines of criminal and juvenile justice. OJP's bureaus and offices are developing programs, strategies, and research in direct response to these priorities. By reaching out beyond the Beltway to understand the needs and concerns of average Americans, OJP is ensuring that its funding is targeted to areas that will have the greatest impact on individual lives.



OJP reaches out to thousands of communities across the country through its grant funding. In FY 2009, through the Edward Byrne Memorial Justice Assistance Grants (JAG) program alone, BJA awarded 1,420 local and 56 state grants, totaling more than \$480.0 million.

MORE THAN 40 PERCENT OF ANNUAL EDWARD BYRNE MEMORIAL JUSTICE ASSISTANCE GRANTS ARE TYPICALLY ALLOCATED FOR LAW ENFORCEMENT NEEDS.

In addition, OJJDP reached out to youth with \$80.0 million for mentoring programs, including: the launch of the second Chance Act Juvenile Mentoring Initiative, which targets juvenile offenders returning to their communities from correctional facilities; a new gang prevention Youth Mentoring program; and expanded training and technical assistance and research programs.

2) Advancing Partnerships: Collaboration

Everything OJP accomplishes is the direct result of collaborations with criminal and juvenile justice professionals throughout the country, policymakers, and other federal partners. For instance, during these tough economic times, CCDO partnered with the IRS to assist low-income individuals with asset development through Volunteer Income Tax Assistance (VITA) Centers. This resulted in the processing of more than 29,000 tax returns, yielding nearly \$37.3 million in refunds to Weed and Seed residents.

OJP's drug court programming provides assistance for state, local, and tribal governments to develop and implement drug courts that effectively integrate substance abuse treatment; mandatory drug testing; sanctions and incentives; and transitional services for nonviolent, substance-abusing offenders. BJA made 93 site-based awards totaling \$19.5 million to support collaborations throughout the country and funded extensive training and technical assistance, as well as a research to practice initiative to promote the use of evidence-based practices. OJJDP and the Department of Health and Human Services' Center for Substance Abuse Treatment collaborated to expand juvenile drug courts' integration of the Reclaiming Futures model, which has helped youth break the cycle of drugs and crime.



OJP FOSTERS COORDINATION BETWEEN ANTI-HUMAN TRAFFICKING TASK FORCES AND VICTIM SERVICE PROVIDERS.

OVC awarded nearly \$4.0 million to support 11 existing and four new comprehensive services grantees to serve foreign nationals who are victims of human trafficking in the United States. OVC and BJA continued to work closely to promote coordination and collaboration among OVC service providers and BJA's Anti-Human Trafficking Task Forces. OVC also awarded \$2.4 million to three new grant recipients to develop and implement comprehensive service model sites to serve domestic minor human trafficking victims. NIJ will evaluate these sites to provide information on the effectiveness of this model and its potential for replication.

The BJA-funded Justice and Mental Health Collaboration program increases public safety through innovative cross-system collaboration for people in the criminal justice system that have a mental illness or co-occurring mental illness and substance abuse disorders. BJA made 43 site-based awards totaling nearly \$8.0 million and provided funding to support capacity building in collaboration with the Council of State Governments' Justice Center.

3) Promoting New Ideas: Innovation


OJP is funding groundbreaking research, innovative model programs, and dynamic new technologies. We intend for these efforts to assist communities in effectively targeting limited resources for maximum impact.

Innovative work to utilize DNA to solve crimes continued in FY 2009, with NIJ's award of six "Identifying the Missing with DNA" awards, totaling nearly \$1.8 million, and 27 solving "Cold Cases with DNA" awards, totaling more than \$12.0 million. In addition, 139 awards totaling nearly \$75.0 million were funded under the following NIJ programs: Convicted Offender and/or Arrestee DNA Backlog Reduction, Forensic DNA Backlog Reduction, and DNA Unit Efficiency Improvement.

Congress appropriated \$25.0 million to support OJJDP's Tribal Youth program. This amount was more than double the FY 2008 appropriation and enabled OJJDP to initiate a number of new strategies in tribal communities, including the Tribal Juvenile Detention and Reentry Green Demonstration program, which engages tribal youth residing in, or soon to be released from, tribal detention facilities in green technology and environmentally sustainable activities. Activities include indigenous and organic farming, composting, recycling programs, beekeeping, and assembling and installing solar panels and wind turbines.

In FY 2009, BJA partnered with three universities to support training and technical assistance for nine local jurisdictions interested in implementing an open-air Drug Market Intervention (DMI) initiative. DMI responds to illegal drug markets and their associated crime, violence, and disorder by initially targeting and prosecuting the most violent offenders as examples. Then, an intervention is staged with low-level offenders, who are confronted by the community and given the option to straighten up or face lengthy prison sentences. Local service providers are engaged to provide assistance in locating employment, housing, and access to other social services.

In January 2009, BJA recognized emerging crime issues generated by the economic climate and convened a working group of representatives from communities throughout the country to examine crime as both a cause and a result of foreclosures. In September, BJA awarded eight grants totaling more than \$10.0 million under the Reducing Mortgage Fraud and Crimes Related to Vacant properties solicitation, which emphasizes interagency and public-private collaborations. Many mortgage fraud investigations originate with suspicious activity reports from lending institutions. These reports from the private sector are frequently the impetus for multijurisdictional task force investigations and prosecutions of complex fraud networks.



BJA also partnered with the Council of State Government's Justice Center to provide intensive justice reinvestment technical assistance to states that demonstrate a bipartisan interest in advancing fiscally sound, data driven criminal justice policies to break the cycle of recidivism, avert prison expenditures, and make communities safer by reinvesting funds in alternatives to incarceration.

4) Increasing Results: Evidence

Careful study and thorough analysis of criminal and juvenile justice issues and trends are an essential element in understanding and enhancing public safety. OJP is working to ensure that

policymakers and practitioners have the information and tools they need to make informed decisions.

OJP research efforts regarding tribal issues include ongoing NIJ studies on the administration of justice in Indian Country and on violence against Native American women. A BJS report *Jails in Indian Country, 2007* provides insight into the challenges tribal authorities face in administering justice in their communities. OJJDP conducted an assessment of AMBER Alert operations in Indian Country and concluded that inadequacies in communications and information-management technology significantly hamper the ability of tribal law enforcement agencies to respond to reports of missing, abducted, and endangered children and other life-threatening emergencies. OJJDP responded by developing and launching an instructional program specially designed for emergency call takers in Indian Country.



The National Research Council, through a NIJ grant, released a seminal report on the state of forensic science in the United States, *Strengthening Forensic Science in the United States: A Path Forward*. In response to that report, NIJ launched new efforts to perform research into the fundamental underpinnings of forensic methods, awarding 15 grants. For the first time, NIJ is funding research investigating cognitive biases of practitioners, statistical characterization of qualitative

methods, and methods for reducing errors in traditional forensic techniques.

OJP continues to fund the National Criminal Justice Reference Service (www.ncjrs.gov) as its primary venue for distributing the large body of informational and evidence-based publications created or supported by its bureaus every year. For instance, BJA supported the development and publication of more than 75 grantee and agency publications, while NIJ supported more than 200 such publications and videos. OJJDP released more than 30 major agency print and online publications, including a 5-item Toolkit for Court Performance Measures in Child Abuse and Neglect Cases developed in collaboration with the Children's Bureau of the U.S. Department of Health and Human Services. OVC supported the development and publication of more than 100 agency and grantee publications and other communication products.


BJS established the Human Trafficking Reporting system (HTRs), a Web-based case management system that is the most comprehensive source for information on the prevalence and characteristics of human trafficking investigated by DOJ-funded task forces. It has been used to respond to congressional mandates for information on the number and type of suspects and victims associated with alleged incidents of human trafficking.

5) Moving With Purpose: Stewardship

Awarding grants is only one part of OJP's administration of criminal and juvenile justice programs. We also monitor our grantees to make certain they are accountable for how they use taxpayer funds. OJP is dedicated to providing ongoing support to these programs to help them carry out their missions.

With the support of OVC, the Rape, Abuse, and Incest National Network (RAINN) was able to increase the monthly average of National sexual Assault Online Hotline sessions by 125 percent from FY 2008 to FY 2009. RAINN partnered with Nickelodeon on the season premiere episode of the show *Degrassi* to address the issue of child sexual abuse, which resulted in a 500 percent increase for the month of July in calls to the National Sexual Assault Hotline.

The SMART Office responded to nearly 1,400 technical assistance requests concerning implementation of the sex Offender Registration and Notification Act (SORNA). Funding totaling nearly \$4.7 million for the implementation of SORNA was awarded to eight states and 18 tribes. In September 2009, Ohio and the Confederated Tribes of the Umatilla Indian Reservation became the first two jurisdictions to substantially implement SORNA.



The SMART Office's Dru Sjodin National Sex Offender Public Web Site averaged more than 1.6 million hits per day. This site allows users to perform searches for sex offenders throughout the country.

In addition, the SMART Office web site averaged 3,000 hits per day in FY 2009 and its Case Law Update Web resource averaged 500 visitors per day.

ALL OF OJP'S BUREAUS AND OFFICES PROVIDE ONLINE INFORMATION FOR STATE, LOCAL, AND TRIBAL CRIMINAL JUSTICE AGENCIES AND THE PUBLIC.

BJA, in partnership with the Department of Homeland Security, continued to develop the National Information Exchange Model (NIEM), a national standard for information sharing. NIEM was recognized by the White House Federal Chief Information Officer as "the data standard" that will enable information sharing across all levels of government. Numerous projects at all levels of government are currently using or plan to use NIEM, and private sector partners estimate that NIEM will ultimately save the country billions of dollars, by providing reusable technology solutions and avoiding redundant development efforts. This in turn promotes more effective and timely government services that are responsive to citizens'

changing needs. OJP's support of NIEM and other information-sharing efforts further enhances transparency in government.

OVC raised awareness of victims' rights and services by disseminating 15,000 National Crime Victims' Rights week Resource Guides to national, state, and local victim service providers. With the Attorney General's participation, DOJ and OVC hosted the week's national kick-off events. Posters highlighting the week and takeaway cards highlighting how to "Get Help or Help Out" were displayed in 15,000 post offices throughout the country, serving 8 million customers each week. Several organizations reported a sharp increase in hotline activities during the postal campaign. OVC also developed 2,000 posters highlighting issues for FBI agents to consider when working with crime victims.

II. Summary of Program Changes

Summary of Program Changes					
Item Name	Description	Pos.	FTE	Dollars (\$000)	Page
Preventing Violence Against Law Enforcement Officer Resilience and Survivability Initiative (VALOR)	Promotes officer safety through a modularized, multi-level training and technical assistance program that will develop a culture of safety within law enforcement agencies and personnel that is consistent with the ideals of a democratic society.	0	0	3,500	92
Byrne Criminal Justice Innovation Program	Provides grants to improve the functioning of the criminal justice system, to prevent or combat juvenile delinquency, and to assist victims of crime (other than compensation).	0	0	30,000	96
Children Exposed to Violence	Coordinated with the Department of Health and Human Services, will build on what has been learned from past and current activities, and will consist of the following components: 1) Advance Effective Practices at the State, Local, and Tribal Levels; and 2) Increasing Knowledge, Understanding, and Policy.	0	0	25,000	99
National Forum on Youth Violence Prevention	Creates a context for participating localities to share challenges and promising strategies with each other and to explore how federal agencies can better support local efforts.	0	0	6,000	103
Race to the Top-Style Juvenile Incentive System Improvement Grants	Consolidates grants targeting juvenile system improvements by creating a competitive "Race-to-the-Top"-style program that rewards or incentivizes states for progress against key progress indicators for the juvenile justice system	0	0	120,000	106
Salaries and Expenses	Supports OJP's efforts to fulfill its stewardship obligations, ensure transparency and accountability in the use of federal grant funding, and improve the efficiency and productivity of its day-to-day operations	28	36	39,602	110
Justice Information Sharing and Technology/ Nationwide Suspicious Activity Reporting Initiative	Develops an effective nationwide suspicious activity reporting (SAR) system for federal, state, local, and tribal criminal justice and public safety agencies through the efforts of the Nationwide Suspicious Activity Reporting Initiative (NSI).	0	0	12,000	114
Problem Solving Justice	Encourages research-based continuums of local justice system responses for drug involved offenders and problem solving strategies for addressing community crime problems and other priority offender populations.	0	0	57,000	118

Summary of Program Changes					
Item Name	Description				Page
	Program Description	Pos.	FTE	Dollars (\$000)	
Smart Policing	Assists in reducing and preventing crime by creating transparency and improving police-citizen communications and interactions.	0	0	10,000	123
State & Local Assistance Help Desk & Diagnostic Center	Provides a “one-stop shop” for jurisdictions seeking assistance in developing, and implementing evidence-based strategies to combat crime at the state, local, and tribal levels.	0	0	6,000	126
Evaluation Clearing house/What Works Repository	Provides practitioners and policymakers with a single, credible, online source for evidence-based information on what works and what is promising in criminal and juvenile justice policy and practice.	0	0	[1,000]	129
Arrestee Drug Abuse Monitoring Program	Provides unique detailed information about illicit drug markets and the nature of illicit drug transactions not available from any other source.	0	0	[10,000]	132
Community Engagement to Address Radicalization	Facilitates a broad dialogue between local authorities and community members about the possible sources and potential solutions for violence associated with radical extremism.	0	0	2,500	135
Ensuring Fairness and Justice in the Criminal Justice System (for Indigent Defense and State and Local Prosecutors)	Expands the capacity of the National Advocacy Center to enable it to offer basic and advanced trial advocacy training to state, local, and tribal public defenders and prosecutors to help them ensure fairness and justice for indigent clients.	0	0	8,000	139
Sexual Assault Problem-Solving Initiative (SAPI)	Establishes targeted, data-driven efforts to improve law enforcement, prevention, and victim-services in five cities with rates of reported rape well above the national average.	0	0	[3,800]	143
Implementation of Adam Walsh Act	Supports Sex Offender Registration and Notification Act (SORNA) reporting jurisdictions meet the requirements of the Act.	0	0	30,000	147
Research , Evaluation, and Demonstration Program	Supports research, development, and evaluation (RD&E) efforts to support practitioners and policy makers at all levels of government; emphasizes RD&E activities into the following major program areas: state and local law enforcement, forensic science, crime prevention, violence and victimization, and corrections and courts.	0	0	7,000	151

Summary of Program Changes					
Item Name	Description	Pos.	FTE	Dollars (\$000)	Page
National Criminal Records History Improvement Program (NCHIP)	Promotes officer safety through a modularized, multi-level training and technical assistance program that will develop a culture of safety within law enforcement agencies and personnel that is consistent with the ideals of a democratic society.	0	0	500	154
Stopping Crime, Block by Block	Advances justice by gaining knowledge about what works in criminal justice programs and policies and what makes communities safer from crime.	0	0	[10,000]	157
Community-Based Violence Prevention Initiative	Assists state, local, and tribal governments in developing and implementing community-based violence reduction strategies that have been proven to be effective through research and evaluation.	0	0	5,000	160
Public Safety Officers' Death Benefit Program	Provides a one-time financial benefit to survivors of public safety officers whose deaths resulted from injuries sustained in the line of duty.	0	0	6,000	163
Public Safety Officers' Disability and Education Benefits Program	Provides a one-time financial benefit to public safety officers permanently disabled by catastrophic injuries sustained in the line of duty and support for higher education to eligible spouses and children of public safety officers who died or were catastrophically disabled in the line of duty.	0	0	7,200	165
Gang and Youth Violence Prevention and Intervention Initiative	Provides funds to communities, localities, and/or state programs that support a coordinated and multi-disciplinary approach to gang prevention, intervention, suppression, and reentry in targeted communities.	0	0	12,000	168
Crime Victims Fund	Supports programs to assist victims of violence against women, including grants to support domestic violence shelters and rape crisis shelters, and provide transitional housing assistance and other needed services to victims of domestic violence, sexual assault, and stalking.	0	0	145,000	171
Evaluation Capacity Initiative	Expands the evaluation capacity at NIJ through the addition of two full time positions: a Senior Evaluation Advisor and a Visiting Evaluation Fellow.	0	0	[500]	175

Summary of Program Changes					
Item Name	Description				Page
	Program Description	Pos.	FTE	Dollars (\$000)	
Grants to States for Medical Malpractice Reform	Promotes officer safety through a modularized, multi-level training and technical assistance program that will develop a culture of safety within law enforcement agencies and personnel that is consistent with the ideals of a democratic society.	0	0	250,000	178
State Criminal Alien Assistance Program (SCAAP)	Reimburses states and localities for part of their prior year costs for incarcerating illegal aliens with at least one felony or two misdemeanor convictions for violations of state or local law.	0	0	(194,000)	182
Byrne Discretionary (Earmark)	Provides discretionary grants to improve the functioning of the criminal justice system, to prevent or combat juvenile delinquency, and to assist victims of crime (other than compensation).	0	0	(185,268)	185
Part E: Dev., Testing, and Demonstrating Promising New Initiatives and Programs (Earmark)	Provides discretionary grants to support the development, testing, and demonstration of promising initiatives and programs for the prevention, control, or reduction of juvenile delinquency.	0	0	(91,095)	187
Title II Part B: Formula Grants	Supports states, local, and tribal efforts to develop and implement comprehensive state juvenile justice plans, as well as provides training and technical assistance.	0	0	(75,000)	189
Juvenile Accountability Block Grant Program (JABG)	Reduces juvenile offending through offender and system-focused accountability.	0	0	(55,000)	192
Victim Notification System Program (SAVIN)	Protects crime victims and helps to uphold their legal rights by providing timely and accurate information on key dates and developments in criminal proceedings related to their cases.	0	0	(12,000)	195
State and Local Gun Crime and Gang Violence Reduction Program	Supports state, local, and tribal efforts to reduce violent crime resulting from gang activity and the criminal misuse of firearms.	0	0	(2,500)	197
Victims of Trafficking	Helps state, local, and tribal law enforcement as well as victim services providers expand human trafficking task forces improve their ability to identify and rescue victims of human trafficking.	0	0	(2,500)	199
Drug Courts	Helps state, local, and tribal governments expand the use of evidence-based problem solving courts strategies.	0	0	(45,000)	202

Summary of Program Changes					
Item Name	Description				Page
	Program Description	Pos.	FTE	Dollars (\$000)	
Mentally Ill Offender Act	Helps state, local, and tribal governments expand the use of evidence-based problem solving courts strategies.	0	0	(12,000)	205
Indian Country Initiatives	Supports grants, training, and technical assistance to improve tribal criminal justice outcomes	0	0	(50,000)	208
Weed and Seed Program	Provides demonstration grants in selected communities to support innovative, evidence-based approaches to fighting crime and improving public safety.	0	0	(20,000)	211
Training Program to Assist Probation and Parole Officers	Provides training and technical assistance to state, local, and tribal jurisdictions to help them establish comprehensive strategies to manage sex offenders under community supervision, implementing such strategies, or enhancing the current array of strategies.	0	0	(3,500)	214
Research on Violence Against Women in Indian Country	Provides direct assistance to the nation's law enforcement, criminal justice, and victim's service provider to address violence against Native American women.	0	0	(1,000)	216
Economic, High-technology, and Cybercrime Prevention Program	Provides grants, training, and technical assistance to support efforts to combat economic, high-technology, and internet crimes, including the intellectual property crimes of counterfeiting and piracy.	0	0	(20,000)	218
Paul Coverdell Forensic Science Improvement Grant Program	Provides grants to states and units of local government to help improve the quality and timeliness of forensic science and medical examiner services.	0	0	(35,000)	220
Prison Rape Prevention and Prosecution Program	Provides support for the development of a national set of measures by the Bureau of Justice Statistics (BJS) describing the circumstances surrounding incidents of sexual assault in correctional institutions.	0	0	(10,000)	223
Southwest Border Prosecutors Initiative	Reimburses states and local jurisdictions for prosecution and pre-trial detention costs associated with federally initiated cases that are formally referred to local prosecutors by the U.S. Attorneys' Offices and/or are diverted from federal prosecution.	0	0	(31,000)	225

Summary of Program Changes					
Item Name	Description				Page
	Program Description	Pos.	FTE	Dollars (\$000)	
Byrne Competitive Grants	Promotes officer safety through a modularized, multi-level training and technical assistance program that will develop a culture of safety within law enforcement agencies and personnel that is consistent with the ideals of a democratic society.	0	0	(15,000)	228
Court Appointed Special Advocates Program (CASA)	Supports state and local CASA programs across the country to ensure that abused and neglected children receive high-quality, sensitive, effective, and timely representation in dependency court hearings.	0	0	(15,000)	230
Youth Mentoring	Supports mentoring for youth at risk of educational failure, dropping out of school, or involvement in delinquent activities, including gangs.	0	0	(55,000)	232
National Instant Criminal Background Check System (NICS)	Provides grants to assist state and tribal governments and court systems in updating NICS with the criminal history and mental health records of individuals who are precluded from purchasing or possessing guns.	0	0	(8,000)	235
Missing and Exploited Children Programs	Provides a primary vehicle for building an infrastructure to support the national effort to prevent the abduction and exploitation of our nation's children.	0	0	(10,000)	238
Prescription Drug Monitoring Program	Provides grants and technical assistance to enhance the capacity of regulatory and law enforcement agencies to collect and analyze controlled substance prescription.	0	0	(7,000)	240
Child Abuse Training Program for Judicial Personnel and Practitioners	Disseminates information, offers court improvement training programs, and provides technical assistance on dependency court best practices for the purpose of improving courts' handling of child abuse and neglect cases nationwide.	0	0	(2,500)	243
Title V: Local Delinquency Prevention Incentive Grant	Supports delinquency prevention programs and activities to benefit youth who are at risk of having contact with the juvenile justice system.	0	0	(3,000)	245
Northern Border Prosecutors Program	Provides payment to states and local jurisdictions for costs associated with the approved prosecution and pre-trial detention services for cases formally referred to local prosecutors by the U.S. Attorneys' Offices and cases diverted from federal prosecution.	0	0	(3,000)	247

Summary of Program Changes					
Item Name	Description				Page
	Program Description	Pos.	FTE	Dollars (\$000)	
Missing Alzheimer's Patient Alert Program	Supports initiatives that assist state, local, and tribal law enforcement agencies in locating missing persons suffering from Alzheimer's disease and other forms of dementia.	0	0	(2,000)	250
Grants for the Closed Circuit Televising of Testimony of Children	Provides equipment and trains court personnel to support closed circuit televising and videotaping of the testimony of children in criminal proceedings relating to the abuse of children.	0	0	(1,000)	253
Criminal Justice Statistics Program	Collects and analyzes statistical data on all aspects of the criminal justice system; assists state, local, and tribal governments in collecting and analyzing justice statistics; and disseminates high value information and statistics to inform policy makers, researchers, criminal justice practitioners, and the general public.	0	0	(2,500)	256
VOCA: Improving Investigation and Prosecution of Child Abuse	Provides training and technical assistance to professionals involved in investigating, prosecuting, and treating child abuse.	0	0	(2,500)	259
Safe Start Program	Prevents and reduces the impact of children's exposure to violence in both the home and the community, and to expand the knowledge base of evidence-based practices.	0	0	(5,000)	261
VAWA II National Stalker and Domestic Violence Reduction Program	Provides assistance to improve processes for entering stalking and domestic violence data into local and state databases and to ensure that these systems are capable of exchanging information with the FBI National Crime Information Center (NCIC) Protection Order File (NPOF) on a real time basis.	0	0	(3,000)	263
State Criminal Justice Reform and Recidivism Reduction	Provides incentive grants and technical assistance to states and Indian tribes to support the development of evidence-based criminal justice reform and recidivism reduction programs.	0	0	(10,000)	266
DNA Initiative	Provides a comprehensive strategy to maximize the use of forensic DNA technology in the criminal justice system.	0	0	(51,000)	269

Summary of Program Changes					
Item Name	Description				Page
	Program Description	Pos.	FTE	Dollars (\$000)	
John R. Justice Loan Repayment Program	Provides student loan repayment to help prosecutors' and public defenders' offices across the nation recruit and retain qualified attorneys.	0	0	(10,000)	271
Regional Information Sharing System	Facilitates information sharing and communications to support member agency investigative and prosecution efforts by providing state-of-the-art investigative support and training to law enforcement agencies nationwide.	0	0	(27,500)	273
	Total	28	36	(295,561)	

III. Appropriations Language and Analysis of Appropriations Language

Office of Justice Programs
Appropriations Language and Analysis of Appropriations Language

The FY 2012 President's Budget request of \$3,023,655,000, 730 Positions and 716 FTE includes proposed changes in the appropriation language listed and explained below.

SALARIES AND EXPENSES

For necessary expenses, not elsewhere specified in this title, for management and administration of programs within the Office on Violence Against Women, the Office of Justice Programs and the Community Oriented Policing Services Office, and notwithstanding section 109 of title I of Public Law 90-351, for the expenses of the Office of Audit Assessment and Management, \$271,833,000, of which not to exceed \$23,148,000 shall be available for transfer to "Violence Against Women Prevention and Prosecution Programs"; of which not to exceed \$208,355,000 shall be available for the Office of Justice Programs; and of which not to exceed \$40,330,000 shall be available for transfer to "Community Oriented Policing Services": Provided, That notwithstanding section 205 of this Act, upon a determination by the Attorney General that emergent circumstances require additional funding for the foregoing, the Attorney General may transfer such amounts to "Salaries and Expenses" from available appropriations for the current fiscal year for the Department of Justice as may be necessary to respond to such circumstances: Provided further, That any transfer pursuant to the previous proviso shall be treated as a reprogramming under section 505 of this Act and shall not be available for obligation or expenditure except in compliance with the procedures set forth in that section: Provided further, That amounts transferred to this account may be transferred to "Violence Against Women Prevention and Prosecution Programs" or "Community Oriented Policing Services": Provided further, That of the amounts allocated administratively for peer-review costs by the Office on Violence Against Women, the Office of Justice Programs, and the Community Oriented Policing Services Office, an amount, not to exceed 5 percent of the total amount made available to each such office under this heading, shall be available until September 30, 2013.

Note—A full-year 2011 appropriation for this account was not enacted at the time the budget was prepared; therefore, this account is operating under a continuing resolution (P.L. 111-242, as amended). The amounts included for 2011 reflect the annualized level provided by the continuing resolution.

JUSTICE ASSISTANCE

For grants, contracts, cooperative agreements, and other assistance authorized by title I of the Omnibus Crime Control and Safe Streets Act of 1968 ("the 1968 Act"); the Juvenile Justice and Delinquency Prevention Act of 1974 ("the 1974 Act"); the Missing Children's Assistance Act (42 U.S.C. 5771 et seq.); the Prosecutorial Remedies and Other Tools to end the Exploitation of Children Today Act of 2003 (Public Law 108-21); the Justice for All Act of 2004 (Public Law 108-405); the Violence Against Women and Department of Justice Reauthorization Act of

2005 (Public Law 109-162); the Victims of Child Abuse Act of 1990 (Public Law 101-647); the Second Chance Act of 2007 (Public Law 110-199); the Victims of Crime Act of 1984 (Public Law 98-473); the Adam Walsh Child Protection and Safety Act of 2006 (Public Law 109-248); the PROTECT Our Children Act of 2008 (Public Law 110-401); subtitle D of title II of the Homeland Security Act of 2002 (Public Law 107-296) ("the 2002 Act"); and other programs; \$178,500,000, to remain available until expended, of which—

(1) \$57,500,000 is for criminal justice statistics programs, and other activities, as authorized by part C of title I of the 1968 Act, of which \$41,000,000 is for the administration and redesign of the National Crime Victimization Survey;

(2) \$55,000,000 is for research, development, and evaluation programs, and other activities as authorized by part B of title I of the 1968 Act and subtitle D of title II of the 2002 Act;

(3) \$60,000,000 is for missing and exploited children programs, including as authorized by sections 404(b) and 405(a) of the 1974 Act; of which \$2,500,000 is for a research program on keeping children safe from exploitation, consistent with the PROTECT Our Children Act of 2008 (Public Law 110-401); and

(4) \$6,000,000 is for a State and Local assistance help desk and diagnostic center program.

Note—A full-year 2011 appropriation for this account was not enacted at the time the budget was prepared; therefore, this account is operating under a continuing resolution (P.L. 111-242, as amended). The amounts included for 2011 reflect the annualized level provided by the continuing resolution.

STATE AND LOCAL LAW ENFORCEMENT ASSISTANCE

For grants, contracts, cooperative agreements, and other assistance authorized by the Violent Crime Control and Law Enforcement Act of 1994 (Public Law 103-322) ("the 1994 Act"); the Omnibus Crime Control and Safe Streets Act of 1968 ("the 1968 Act"); the Justice for All Act of 2004 (Public Law 108-405); the Victims of Child Abuse Act of 1990 (Public Law 101-647) ("the 1990 Act"); the Trafficking Victims Protection Reauthorization Act of 2005 (Public Law 109-164); the Violence Against Women and Department of Justice Reauthorization Act of 2005 (Public Law 109-162) ("the 2005 Act"); the Adam Walsh Child Protection and Safety Act of 2006 (Public Law 109-248) ("the Adam Walsh Act"); the Victims of Trafficking and Violence Protection Act of 2000 (Public Law 106-386); the NICS Improvement Amendments Act of 2007 (Public Law 110-180); subtitle D of title II of the Homeland Security Act of 2002 (Public Law 107-296) ("the 2002 Act"); the Second Chance Act of 2007 (Public Law 110-199); the Prioritizing Resources and Organization for Intellectual Property Act of 2008 (Public Law 110-403); and other programs; \$1,173,500,000, to remain available until expended as follows—

(1) \$519,000,000 for the Edward Byrne Memorial Justice Assistance Grant program as authorized by subpart 1 of part E of title I of the 1968 Act (except that section 1001(c), and the special rules for Puerto Rico under section 505(g), of title I of the 1968 Act shall not apply for purposes of this Act), of which \$30,000,000 is for the matching grant program for law enforcement armor vests, as authorized by section 2501 of title I of the 1968 Act, and for grants for other police safety equipment and training and \$2,000,000 is for a program to improve State and local law enforcement intelligence capabilities including antiterrorism training and training to ensure that constitutional rights, civil liberties, civil rights, and privacy interests are protected throughout the intelligence process: Provided, That of the funds made available for the Edward Byrne Memorial Justice Assistance Grant program, two percent shall be allocated to increase

the formula allotment for states and communities submitting community-based comprehensive criminal justice plans approved by the Assistant Attorney General, Office of Justice Programs;

(2) \$136,000,000 for the State Criminal Alien Assistance Program, as authorized by section 241(i)(5) of the Immigration and Nationality Act (8 U.S.C. 1231(i)(5)): Provided, That no jurisdiction shall request compensation for any cost greater than the actual cost for Federal immigration and other detainees housed in State and local detention facilities;

(3) \$25,000,000 for competitive grants to improve the functioning of the criminal justice system, to prevent or combat juvenile delinquency, and to assist victims of crime (other than compensation)

(4) \$10,000,000 for victim services programs for victims of trafficking, as authorized by section 107(b)(2) of Public Law 106-386 and for programs authorized under Public Law 109-164;

(5) \$5,000,000 for prison rape prevention and prosecution and other programs, as authorized by the Prison Rape Elimination Act of 2003 (Public Law 108-79);

(6) \$30,000,000 for grants for Residential Substance Abuse Treatment for State Prisoners, as authorized by part S of title I of the 1968 Act;

(7) \$5,500,000 for the Capital Litigation Improvement Grant Program, as authorized by section 426 of Public Law 108-405, and for grants for wrongful conviction review;

(8) \$12,000,000 for grants to assist State and tribal governments as authorized by the NICS Improvements Amendments Act of 2007 (Public Law 110-180);

(9) \$12,000,000 for the National Criminal History Improvement [program]Program for grants to upgrade criminal records;

(10) \$100,000,000 for offender reentry programs and research, as authorized by the Second Chance Act of 2007 (Public Law 110-199), of which \$7,000,000 is for a program to improve State, local, and tribal probation supervision efforts and strategies; \$9,000,000 is for reentry courts; \$1,700,000 is for reentry and recidivism statistics; and \$10,000,000 is for the Prosecution Drug Treatment Alternatives to Prison Program: Provided, That, not to exceed \$20,000,000 of funds made available in this paragraph may be used for performance-based awards for Pay for Success projects: Provided further, That, with respect to the previous proviso, any funds obligated for such projects shall remain available for disbursement until expended, notwithstanding 31 U.S.C. 1552(a): Provided further, That, with respect to the first proviso, any deobligated funds from such projects shall immediately be available for Pay for Success projects;

(11) \$57,000,000 for drug, mental health, and problem-solving courts;

(12) \$10,000,000 for an initiative to assist and support evidence-based policing;

(13) \$8,000,000 for technical and other targeted assistance to improve the functioning of the criminal justice system;

(14) \$12,000,000 for a justice information sharing and technology program;

(15) \$30,000,000 for implementation of the Adam Walsh Act;

(16) \$25,000,000 for an initiative relating to children exposed to violence;

(17) \$30,000,000 for an Edward Byrne Memorial criminal justice innovation program;

(18) \$110,000,000 for DNA-related and forensic programs and activities (including related research and development, training and education, and technical assistance), of which \$7,500,000 is for DNA training and education for law enforcement, correctional personnel, and court officers as authorized by 42 U.S.C. 14136, and \$7,500,000 is for Sexual Assault Forensic Exam program grants as authorized by 42 U.S.C. 14136a: Provided, that grants for forensic crime laboratories shall be made contingent on the establishment of an agreement with each law

enforcement agency served establishing a protocol that meets standards established by the Office of Justice Programs for the submission and testing of DNA rape kit evidence;

(19) \$17,500,000 is for the Regional Information Sharing System, as authorized by part M of title I of the 1968 Act;

(20) \$12,500,000 for competitive and evidence-based programs to reduce gun crime and gang violence, of which \$5,000,000 is for a comprehensive tribal grants pilot program;

(21) \$1,000,000 for the National Sex Offender Public Website;

(22) \$2,500,000 is for a training and technical assistance initiative for law enforcement on domestic radicalization; and (23) \$3,500,000 for a Preventing Violence Against Law Enforcement Officer Resilience and Survivability Initiative:

Provided, That if a unit of local government uses any of the funds made available under this heading to increase the number of law enforcement officers, the unit of local government will achieve a net gain in the number of law enforcement officers who perform non-administrative public sector safety service.

Note—A full-year 2011 appropriation for this account was not enacted at the time the budget was prepared; therefore, this account is operating under a continuing resolution (P.L. 111-242, as amended). The amounts included for 2011 reflect the annualized level provided by the continuing resolution.

JUVENILE JUSTICE PROGRAMS

For grants, contracts, cooperative agreements, and other assistance authorized by the Juvenile Justice and Delinquency Prevention Act of 1974 ("the 1974 Act"), the Omnibus Crime Control and Safe Streets Act of 1968 ("the 1968 Act"), the Violence Against Women and Department of Justice Reauthorization Act of 2005 (Public Law 109-162), the Missing Children's Assistance Act (42 U.S.C. 5771 et seq.); the Prosecutorial Remedies and Other Tools to end the Exploitation of Children Today Act of 2003 (Public Law 108-21); the Victims of Child Abuse Act of 1990 (Public Law 101-647); the Adam Walsh Child Protection and Safety Act of 2006 (Public Law 109-248); the PROTECT Our Children Act of 2008 (Public Law 110-401), and other juvenile justice programs, \$280,000,000, to remain available until expended as follows—

(1) \$120,000,000 for a competitive juvenile justice system incentive grant program, and for training and technical assistance to assist small, non-profit organizations with the Federal grants process;

(2) \$45,000,000 for youth mentoring grants, of which \$5,000,000 is for grants to provide mentoring services to at-risk youth in disaffected and disengaged communities;

(3) \$62,000,000 for delinquency prevention, as authorized by section 505 of the 1974 Act;

(4) \$20,000,000 for programs authorized by the Victims of Child Abuse Act of 1990;

(5) \$15,000,000 for community-based violence prevention initiatives;

(6) \$12,000,000 for gang and youth violence prevention and intervention and related initiatives; and

(7) \$6,000,000 for grants and technical assistance in support of the National Forum on Youth Violence Prevention:

Provided, That not more than 10 percent of each amount may be used for research, evaluation, and statistics activities designed to benefit the programs or activities authorized: Provided further, That not more than 2 percent of each amount may be used for training and technical

assistance: Provided further, That the previous proviso shall not apply to grants and projects authorized by sections 261 and 262 of the 1974 Act.

Note—A full-year 2011 appropriation for this account was not enacted at the time the budget was prepared; therefore, this account is operating under a continuing resolution (P.L. 111-242, as amended). The amounts included for 2011 reflect the annualized level provided by the continuing resolution.

PUBLIC SAFETY OFFICER BENEFITS

(INCLUDING TRANSFER OF FUNDS)

For payments and expenses authorized under section 1001(a)(4) of title I of the Omnibus Crime Control and Safe Streets Act of 1968, such sums as are necessary (including amounts for administrative costs, which amounts shall be paid to the "Salaries and Expenses" account), to remain available until expended; and in addition, \$16,300,000 for payments authorized by section 1201(b) of such Act and for educational assistance authorized by section 1218 of such Act, to remain available until expended: Provided, That notwithstanding section 205 of this Act, upon a determination by the Attorney General that emergent circumstances require additional funding for such disability and education payments, the Attorney General may transfer such amounts to "Public Safety Officer Benefits" from available appropriations for the current fiscal year for the Department of Justice as may be necessary to respond to such circumstances: Provided further, That any transfer pursuant to the previous proviso shall be treated as a reprogramming under section 505 of this Act and shall not be available for obligation or expenditure except in compliance with the procedures set forth in that section.

Note—A full-year 2011 appropriation for this account was not enacted at the time the budget was prepared; therefore, this account is operating under a continuing resolution (P.L. 111-242, as amended). The amounts included for 2011 reflect the annualized level provided by the continuing resolution.

GENERAL PROVISIONS

Sec. 212. At the discretion of the Attorney General, and in addition to any amounts that otherwise may be available (or authorized to be made available) by law, with respect to funds appropriated by this or any other act under the headings for "Justice Assistance", "State and Local Law Enforcement Assistance", and "Juvenile Justice Programs":

- (1) 3 percent of funds made available for grant or reimbursement programs may be used to provide training and technical assistance;*
- (2) 3 percent of funds made available for grant or reimbursement programs under such headings, except for amounts appropriated specifically for research, evaluation, or statistical programs administered by the National Institute of Justice and the Bureau of Justice Statistics, shall be transferred to and merged with funds provided to the National Institute of Justice and the Bureau of Justice Statistics, to be used by them for research, evaluation, or statistical purposes, without regard to the authorizations for such grant or reimbursement programs, and of such amounts, \$1,300,000 shall be transferred to the Bureau of Prisons for Federal inmate research and evaluation purposes; and*

(3) 7 percent of funds made available for grant or reimbursement programs: (1) under the heading "State and Local Law Enforcement Assistance"; or (2) under the headings "Justice Assistance" and "Juvenile Justice Programs", to be transferred to and merged with funds made available under the heading "State and Local Law Enforcement Assistance", shall be available for tribal criminal justice assistance without regard to the authorizations for such grant or reimbursement programs.

Sec. 213. The Attorney General may, upon request by a grantee and based upon a determination of fiscal hardship, waive the requirements of sections 2976(g)(1), 2978(e)(1) and (2), and 2904 of title I of the Omnibus Crime Control and Safe Streets Act of 1968 (42 U.S.C. 3797w(g)(1), 3797w-2(e)(1) and (2), 3797q-3) with respect to funds appropriated in this or any other Act making appropriations for fiscal years 2010 through 2012 for Adult and Juvenile Offender State and Local Reentry Demonstration Projects and State, Tribal, and Local Reentry Courts, and Prosecution Drug Treatment Alternatives to Prison Program authorized under parts CC and FF of title I of such Act of 1968.

Sec. 216. Of the unobligated balances from prior year appropriations for the Office of Justice Programs, \$42,600,000 are hereby permanently cancelled: Provided, That no amounts may be cancelled from amounts that were designated by the Congress as an emergency requirement pursuant to the Concurrent Resolution on the Budget or the Balanced Budget and Emergency Deficit Control Act of 1985, as amended.

Sec. 217. Notwithstanding any other provision of law, amounts deposited or available in the Fund established under section 1402 of the Victims of Crime Act of 1984 (42 U.S.C. 10601) in any fiscal year in excess of \$850,000,000 shall not be available for obligation in this fiscal year: Provided, That, of amounts available in the Fund, notwithstanding section 1402(d) (42 U.S.C. 10601(d)), \$100,000,000 shall be available to the Director of the Office for Victims of Crime, for discretionary grants for temporary shelter, transitional housing, and other assistance for victims of violence against women; and \$35,000,000 shall be available for sexual assault services: Provided further, That, of these amounts, \$15,000,000 shall be available for transitional housing and other assistance for victims of violence against women in Indian Country.

Sec. 218. Of amounts made available under the heading Office of Justice Programs, not to exceed \$5,000,000 may be transferred to the Department of Housing and Urban Development to support a Neighborhood Revitalization Grant program.

Analysis of Appropriations Language

No substantive changes proposed.

Note: The FY 2012 President's Budget uses the FY 2011 President's Budget language as a base so all language is presented as new.

This page intentionally left blank

IV. OJP Programs and Performance by Appropriation Account

A. Salaries and Expenses

(Dollars in Thousands)

<i>Salaries and Expenses</i> TOTAL	Perm. Pos.	FTE	Amount
2010 Enacted with Rescissions	702	680	\$160,218
2010 Supplementals			0
2010 Enacted w/Rescissions and Supplementals	702	680	160,218
2011 CR	702	680	160,218
Adjustments to Base and Technical Adjustments			8,535
2012 Current Services	702	680	168,753
2012 Program Increases	28	36	39,782
2012 Program Offsets			(180)
2012 Request	730	716	208,355
Total Change 2011-2012	0	0	\$48,137

<i>Salaries and Expenses—Information Technology</i> Breakout (of Decision Unit Total)	Amount
2010 Enacted with Rescissions	\$38,757
2010 Supplementals	0
2010 Enacted w/Rescissions and Supplementals	38,757
2011 President's Budget *	49,996
Adjustments to Base and Technical Adjustments	0
2012 Current Services	49,996
2012 Program Increases	8,441
2012 Program Offsets	(4,746)
2012 Request	53,691
Total Change 2011-2012	(\$3,695)

*Please note that this table uses FY 2011 President's Budget funding totals rather than FY 2011 Continuing Resolution totals in order to match the budget data submitted by OJP in Exhibit 53.

1. Account Description

OJP requests \$208.4 million for the Salaries and Expenses appropriation, which is \$48.1 million above the Continuing Resolution level. This appropriation provides funding for the overall management and administration of OJP, including OJP's Office of Audit, Assessment, and Management.

At \$208.4 million (including the Office of Audit, Assessment, and Management), the administrative functions represent a net cost of only seven percent of OJP's total request, an extremely small amount to support the complex administrative requirements of the requested \$2.8 billion grants programs for OJP.

Approximately 95 percent of OJP's management and administration budget is required for fixed costs such as payroll, rent, telecommunications, and information technology infrastructure and support. These funds are absolutely critical to ensuring that OJP has the necessary management and administrative structure and resources needed to accomplish Administration and

Congressional priorities and ensure sound stewardship of OJP's \$2.8 billion annual grants programs. In addition to infrastructure, the funds provide FTE to carry out OJP's policy, grants management, financial management, information technology, legislative communications and public affairs, and general administrative functions.

These funds also support the activities of OJP's Office of Audit, Assessment, and Management (OAAM), established by the 2005 Department of Justice Reauthorization Act (the Act), 42 U.S.C. § 3712h. OAAM has three critical missions:

- Auditing OJP's internal controls to prevent waste, fraud, and abuse. OAAM's audit function includes responsibility for all coordination for the annual independent financial audit and the audits/investigations conducted by the Office of the Inspector General (OIG) and the Government Accountability Office. OAAM establishes, maintains, and tests OJP's processes in the areas of information technology and financial management, making recommendations to OJP's bureaus/offices to strengthen internal controls; and, implements the principles and requirements of OMB Circular A-123 across the agency. OJP has consolidated all audit coordination functions, including programmatic and OIG single-grant audits, within the OAAM.
- Conducting programmatic assessments of OJP's grants. The assessment function provides OJP's offices and stakeholders with programmatic assessment information. As set forth in the Act, this assessment function is separate from and does not affect the authority or duty of the Director of the National Institute of Justice (NIJ) to carry out the overall evaluations of grant programs. Rather, the NIJ Director is to consult with the Director of OAAM when carrying out program evaluations. OAAM's program assessments provide OJP with a greater foundation from which to make critical policy decisions and to communicate program successes. OAAM's responsibilities include drafting grantee performance measures and collecting performance measurement information in consultation with the Office of the Chief Financial Officer, mining data and trending grant monitoring reports, conducting program assessments, taking action to ensure compliance with the terms of a grant, and gathering customer feedback. Collectively, this information is used to generate return-on-investment information, identify critical trends in grant effectiveness, and focus program evaluations in collaboration with NIJ.
- Serving as the central source for OJP's grant management policy. OAAM's grants management function continues OJP's efforts to streamline and standardize grant management policies and procedures across the agency by maintaining a Grant Manager's Manual and coordinating efforts to design and enhance OJP's Grant Management System, a paperless grant management system, to ensure grant management policies and processes are integrated and consistent. OJP also conducts system-based reviews to evaluate OJP and grantee compliance with grant terms and conditions, as required by the Act.

OAAM focuses on increasing OJP's accountability in the area of grant monitoring by ensuring that both the Office of Community Oriented Policing services (COPS) and OJP

meet or exceed the requirement to monitor 10 percent of open award funds on an annual basis, as also required by the Act. OAAM activities include the creation and maintenance of a joint monitoring plan and a common grant monitoring tool, as well as continuous system-based reviews of monitoring reports to ensure the timeliness, completeness, and quality of reports and appropriate issue tracking and resolution.

2. Performance Tables – N/A

3. Performance, Resources, and Strategies – N/A

B. Justice Assistance

(Dollars in Thousands)

<i>Justice Assistance</i> TOTAL	Amount
2010 Enacted with Rescissions	\$235,000
2010 Supplementals	0
2010 Enacted w/Rescissions and Supplementals	235,000
2011 CR	235,000
Adjustments to Base and Technical Adjustments	(45,000)
2012 Current Services	190,000
2012 Program Increases	263,000
2012 Program Offsets	(24,500)
2012 Request	428,500
Total Change 2011-2012	\$193,500

1. Account Description

OJP requests \$428.5 million for the Justice Assistance appropriation, which is \$193.5 million above the FY 2011 Continuing Resolution level. This account includes programs that provide grants, contracts, and cooperative agreements for research, development, and evaluation; development and dissemination of quality statistical and scientific information; victim services for children; and nationwide support for law enforcement agencies.

Through leadership, funding, and technical support, OJP plays a significant role in the research and evaluation of new technologies to assist law enforcement, corrections personnel, and courts; in protecting the public. OJP also guides the development of new techniques and technologies in the areas of crime prevention, forensic science, and violence and victimization research. The research and statistical data compiled by OJP are used at all levels of government to guide decision making and planning efforts related to law enforcement, courts, corrections and other criminal justice issues.

Some key programs funded under this appropriation account include:

- The Research, Development, and Evaluation program serves to enhance the administration of justice and public safety by providing objective, independent, evidence-based knowledge, and tools to meet the challenges of crime and justice, particularly at the state and local levels. This program is the core program supporting the mission of the National Institute of Justice (NIJ) who serves as the research and development arm of the Department of Justice, as authorized by 42 U.S.C. 3721-3723. NIJ research, development, and evaluation efforts support practitioners and policy makers at all levels of government.
- The Criminal Justice Statistics Program is the base program that supports the majority of OJP's statistical studies. This program is administered by the Bureau of Justice Statistics (BJS) who serves as the principal statistical agency of the Department of Justice as authorized by 42 U.S.C. 3731-3735. BJS collects and analyzes statistical data on all

aspects of the criminal justice system; assists state, local, and tribal governments in collecting and analyzing justice statistics; and disseminates quality information and statistics to inform policy makers, researchers, criminal justice practitioners and the general public.

- Missing and Exploited Children Program, authorized by the Missing Children's Assistance Act of 1984 (42 U.S.C. 5771 as amended) and the PROTECT Our Children Act of 2008, is administered by the Office of Juvenile Justice and Delinquency Prevention, and is the primary vehicle for building an infrastructure to support the national effort to prevent the abduction and exploitation of our nation's children.
- Additionally, OJP will fund the following projects via the three percent set-aside for research, evaluation, or statistical purposes:
 - Redesign and Development of Data Collection Programs for Indian Country: Conducts a feasibility study in Indian Country to obtain data from: 1) tribal jails; 2) tribal justice agencies-law enforcement 3) prosecution and adjudication; and 4) a limited victimization study in Indian Country. (*\$0.5 million*)
 - Eliminating the Second Largest Cause of Line-of-Duty Deaths to Law Enforcement: Supports research, evaluation, and technology development that examine law enforcement line-of-duty deaths associated with vehicular accidents as well as test and evaluation of safety technologies, vehicle designs, and equipment placement and storage strategies that address safety issues. (*\$3.0 million*)
 - Inmate Reentry Evaluation: Supports basic research around the problem of prisoner reentry and reducing reoffending and will enhance our knowledge of what works for successful prisoner reentry. (*\$2.6 million, of which \$1.3 million is to be transferred to Bureau of Prisons for this purpose*)
 - Maximizing the Value of Forensic Evidence for the Criminal Justice System: Establishes a national forensic science program to enhance foundational scientific research in the forensic sciences and supports accreditation, practitioner certification, standards development, and training in forensic science. (*\$10.0 million*)
 - Measuring Crime Harms, Balancing the Criminal Justice System, and Saving Costs: Supports a program to enhance crime data for measuring the harms and costs of crime; provides a state-level decision-making mechanism for calculating balanced investing in police and prisons; and provides evidence of effectiveness for this approach through a multi-state demonstration experiment. (*\$2.0 million*)
 - Indian Country Crime Research: Examines the nature and extent of crime in Indian Country; provides basic research on specific crime problems; and measures

the fairness and effectiveness of specific criminal justice responses to crime and victimization in Indian Country. (*\$3.0 million*)

- Research on Diversion Strategies: Builds on work of drug courts, community supervision of offenders, and other offender diversion strategies to develop, test, and evaluate the next generation of cost-effective diversion programs. (*\$10.0 million*)
- Prescription Drug Monitoring Pilots and Evaluation: Examines effective implementation of prescription drug monitoring programs by providing funding for implementation pilots in a select number of states and evaluation to help determine the avenues that hold the greatest promise for effectively responding to this public safety-public health threat. (*\$3.0 million*)
- Rape Kit Backlog Pilots: Develops an action research project to help identify workable solutions for reducing and ultimately eliminating the DNA sexual assault kit backlog. (*\$5.0 million*)
- Domestic Radicalization Research: Builds research begun by NIJ following 9/11 on terrorism and incorporates what works from research on other organized crime networks, like gangs. The goal is to articulate the most vulnerable aspects in the process of radicalization and the most promising strategies for effective intervention and prevention of violence, terrorism, and other criminal outcomes. (*\$2.0 million*)

For additional information and a complete listing of OJP programs, please visit <http://www.ojp.gov>.

2. Performance and Resource Tables

PERFORMANCE AND RESOURCES TABLE											
Appropriation: Justice Assistance											
WORKLOAD/RESOURCES		Final Target		Estimate		Projected		Changes		Requested (Total)	
		FY 2010		FY 2010		FY 2011 CR		Current Services Adjustments and FY 2012 Program Changes		FY 2012 Request	
Workload											
Number of solicitations released on time versus plan		90		82		TBD ¹		TBD		TBD ¹	
Percent of awards made against plan		90%		79%		90%		0%		90%	
Total Dollars Obligated		\$235,000		\$229,232		\$235,000		(\$56,500)		\$178,500	
-Grants		\$175,545		\$178,727		\$175,545		(\$42,206)		\$139,230	
-Non-Grants		\$59,455		\$50,505		\$59,455		(\$14,294)		\$39,270	
Percent of Dollars Obligated to Funds Available in the FY											
-Grants		74.7%		78%		74.7%				78%	
-Non-Grants		25.3%		22%		25.3%				22%	
Total Costs and FTE											
(reimbursable FTE are included, but reimbursable costs are bracketed and not included in the total)											
		FTE	\$000	FTE	\$000	FTE	\$000	FTE	\$000	FTE	\$000
			\$235,000		\$229,232		\$235,000		(\$56,500)		\$178,500
TYPE/ STRATEGIC OBJECTIVE	PERFORMANCE	FY 2010		FY 2010		FY 2011 CR		Current Services Adjustments and FY 2012 Program Changes		FY 2012 Request	
Long Term Outcome	Average number of user sessions per month on BJS and BJS-sponsored websites, including datasets accessed and downloaded via the Internet [BJS]	591,841		373,413		410,754 ²		41,075		451,829 ²	
Annual Outcome	Citations of BJS data in social science journals, and publications of secondary analysis using BJS data [BJS]	1,485		TBD ³		1,626		162		1,788	
Efficiency Measure	Index of operational efficiency [BJS]	28.0		18.7 ⁴		20.5 ²		2.0		22.5 ²	
Annual Outcome	Number of fielded technologies [NIJ]	32		31		35		2		37	
Annual/ Outcome	Percent reduction in DNA backlog casework/offender (DNA-NIJ)	25%/35%		29%/18% ⁵		25%/35%		0%/0%		25%/35%	

¹ The FY 2011 and FY 2012 targets will be established upon appropriation of FY 2011 and FY 2012 funds.

² Previously-proposed FY 2011 or FY 2012 targets were revised after a review of FY 2009 and FY 2010 actual values.

³ Data will be available May 2011 due to reporting timelines.

⁴ Target was missed because OJP was unable to recover lost web logs from December 2009 through April 2010. The monthly average is an estimate based on the remaining months in the fiscal year, which is not peak usage for BJS information.

⁵ DNA laboratories are requesting OJP resources for fewer Offender DNA profiles, as a result of increased state and local funding. Therefore, OJP's impact on the Offender backlog has dropped significantly, and the target was not achieved. However, it is important to note that the backlog continues to be reduced as a result of state and local funding.

PERFORMANCE MEASURE TABLE

Appropriation: Justice Assistance (Bureau of Justice Statistics – BJS)

Performance Report and Performance Plan Targets		FY 2003	FY 2004	FY 2005	FY 2006	FY 2007	FY 2008	FY 2009	FY 2010		FY 2011	FY 2012
		Actual	Actual	Actual	Actual	Actual	Actual	Actual	Actual	Target	Actual	Target
Outcome	Average number of user sessions per month on BJS and BJS-sponsored websites, including datasets accessed and downloaded via the Internet	272,583	306,675	404,004	527,089	558,341	699,089	469,684	591,841	373,413 ⁵	410,754 ²	451,829 ²
Output	Agency-level response rate	98.5 %	99.9 %	98.2 %	99.8 %	98.5 %	98.0 %	98.0%	95.0 %	TBD ³	95.0 %	95.0%
Output	Citizen-level response rate	91.6%	94.7%	91.0%	91.0%	90.8%	90.4%	91.8%	90.0%	TBD ³	90.0%	92.0%
Outcome	Citations of BJS data in social science journals, and publications of secondary analysis using BJS data ¹	N/A	1,188	991	1,130	1,535	1,432	1,493	1,485	TBD ⁴	1,626	1,788
Outcome	Congressional record and testimony citing BJS data	15	20	13	22	16	15	16	20	15	18 ²	18
Outcome	Federal and State court opinions citing BJS data	20	20	21	15	20	20	39	20	23	22	27
Efficiency	Index of operational efficiency	16.2	19.6	22.9	27.1	27.0	21.1	18.5	28.0	18.7	20.5 ²	22.5 ²
Outcome	Number of products that BJS makes available online	8,074	9,811	11,251	11,898	14,019	13,697	16,076	15,336	16,722	16,095 ²	17,025
Output	Number of reports issued within one month of the expected release date	8	8	6	6	6	6	5	7	7	7	7
Outcome	Number of requests to seek correction of BJS data in accordance with the BJS Data Quality Guidelines	0	0	0	0	0	0	0	0	4	0	0
Outcome	Number of scheduled data collection series and special analyses to be conducted	25	27	31	30	23	23	23	23	22	21	19

N/A = Data unavailable

¹ Measure established in 2004.

² FY 2011 and FY 2012 targets were revised after a review of FY 2009 and FY 2010 actual values.

³ Data will be available February 2011 since data collections are on a calendar year cycle.

⁴ Data will be available May 2011 due to reporting timelines.

PERFORMANCE MEASURE TABLE

Decision Unit: Justice Assistance (National Institute of Justice – NIJ)												
Performance Report and Performance Plan Targets		FY 2003	FY 2004	FY 2005	FY 2006	FY 2007	FY 2008	FY 2009	FY 2010		FY 2011	FY 2012
		Actual	Actual	Actual	Actual	Actual	Actual	Actual	Target	Actual	Target	Target
Outcome	CODIS hits resulting from Convicted offender funds ¹	92	878	1,758	7,557	5,080	11,052	15,052	17,000	18,666	19,000	21,000
Outcome	Number of citations of NIJ products in peer reviewed journals	54	53	65	176	96	259	327	110	305	120	130
Outcome	Number of fielded technologies	5	8	15	26	21	17	36	32	31	35	37
Outcome	Number of new NIJ final grant reports, NIJ research documents, and grantee research documents published	328	226	325	257	178	171	189	300	173	300	300

N/A = Data unavailable

¹ Prior to 2008, data were submitted only for the Convicted Offender Outsourcing Program (COOP). The 2008 and 2009 data combine cumulative hits from the Convicted Offender and/or Arrestee DNA Backlog Reduction Program and the COOP. Target values were updated for 2009 – 2012.

3. Performance, Resources, and Strategies

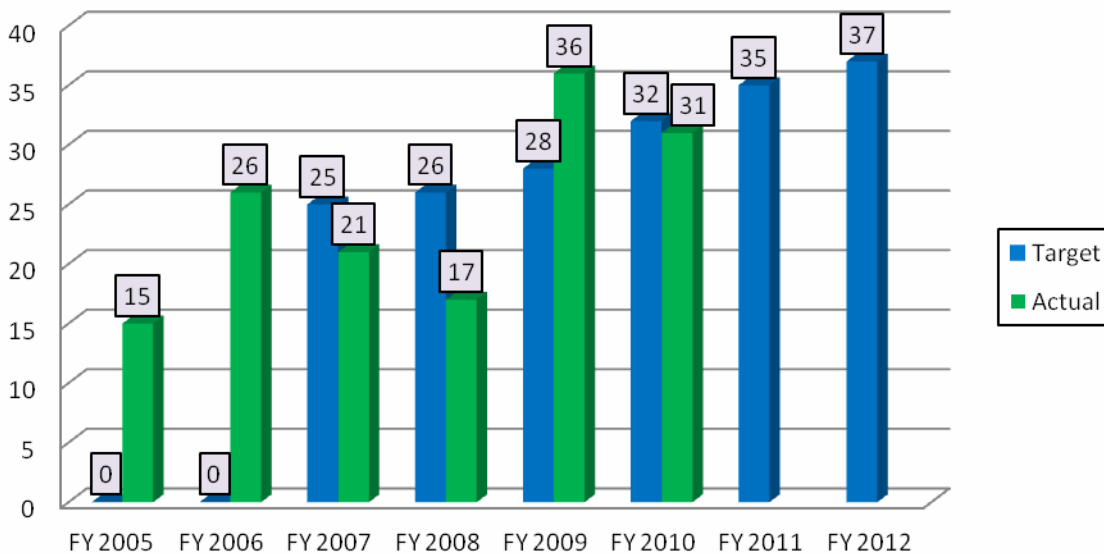
National Institute of Justice

a. Performance Plan and Report for Outcomes

The mission of the National Institute of Justice (NIJ) is to advance scientific research, development, and evaluation to enhance the administration of justice and public safety. NIJ provides objective, independent, evidence-based knowledge and tools to meet the challenges of crime and justice, particularly at the state and local levels.

NIJ collects data on the performance measure, “Number of fielded technologies.” NIJ-developed technologies are transferred to the field for use by criminal justice practitioners. Technologies are transferred through publications, demonstrations, commercialization, assistance for first adopters, and other means. During FY 2010, NIJ transferred 31 technologies to the field, just below the target of 32. The targets for FY 2011 and FY 2012 are 35 and 37, respectively. While the FY 2006 target was zero due to the phase out of counterterrorism funds, the measure was redefined for FY 2007 to include technologies commercialized and new DNA markers along with counterterrorism prototypes and other technologies used for interoperable communications, computer crimes, and protective technologies.

Number of Fielded Technologies



b. Strategies to Accomplish Outcomes

NIJ, as the research, development, and evaluation arm of DOJ, is uniquely positioned to support OJP Strategic Objective 1.3: *Increase the availability and use of technological resources for combating crime*; and OJP Strategic Objective 4.2: *Conduct research that supports and advances justice policy, decision-making, and program evaluation*. Technology is an essential tool in the

prevention, detection, investigation, and prosecution of many forms of crime. NIJ contributes to the effectiveness of law enforcement through research on officer safety technologies and innovative tools to assist criminal investigations. This has included software that assists computer forensic specialists in searching for human images, including child pornography. NIJ plays a leading role in sponsoring innovative research and programs in the fields of forensic science, crime prevention, courts and corrections, and violence and victimization. NIJ has funded research projects in the forensic sciences, including research on trace evidence, controlled substances, questioned documents, odontology, pathology, and toxicology.

Bureau of Justice Statistics

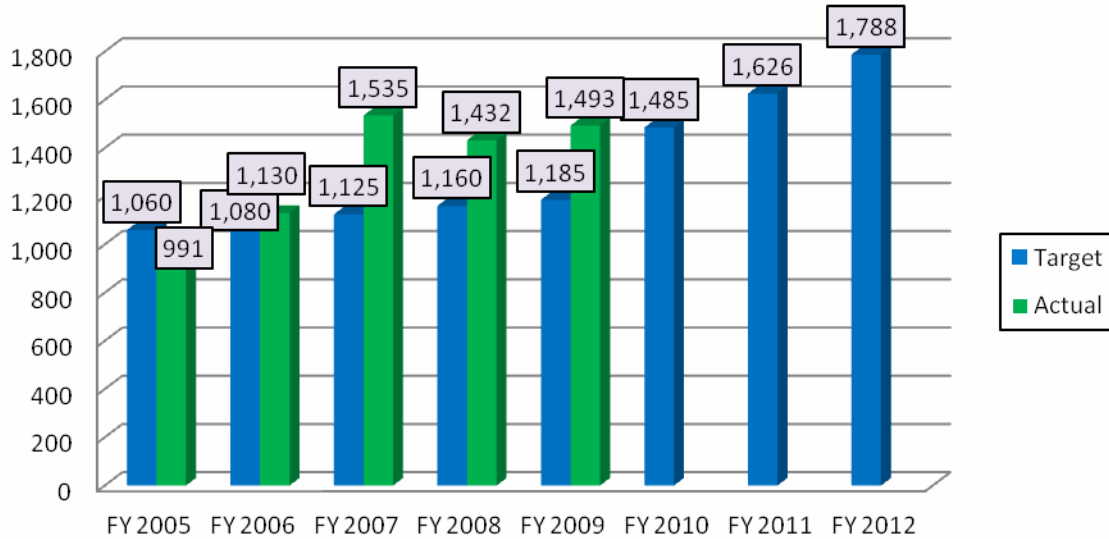
a. Performance Plan and Report for Outcomes

The mission of the Bureau of Justice Statistics (BJS) is to collect, analyze, publish, and disseminate accurate and timely information on crime, criminal offenders, victims of crime, and the operation of justice systems at all levels of government. Impartial, timely, and accurate statistical data are essential to guide and inform federal, state, and local policy-making on crime and the administration of justice and improve the quality of and access to information used for decision-making.

BJS has established performance measures to assess the quality, timeliness, and relevance of its data, products, and services. One of BJS' most fundamental long-term goals is to improve product accessibility by increasing web-based distribution and utilization of data, including on-line tabulation of statistical information and downloadable datasets. BJS made 16,076 products available online during FY 2009, which exceeded the target of 14,200. BJS exceeded its target by broadening its product line to include supplementary statistical tables, web-only reports, and electronic survey questionnaires.

BJS uses relevance measures to gauge the degree to which data and products are responsive to user needs, such as the number of "citations in social science journals, law reviews and journals, and publications of secondary analysis using BJS data." In 2009, 1,493 citations were recorded compared with a target of 1,185. The targets for FY 2010, FY 2011 and FY 2012 are 1,485, 1,626 and 1,788, respectively. FY 2010 data will be available in May 2011 due to reporting timelines.

Citations of BJS data in Social Science Journals and Publications



*FY 2010 data will be available May 2011 due to reporting timelines.

b. Strategies to Accomplish Outcomes

BJS, as the principal statistical agency of DOJ, supports DOJ Strategic Objective 3.6: *Promote and strengthen innovative strategies in the administration of state and local justice systems* and OJP Strategic Objective 4.1: *Provide justice statistics and information to support justice policy and decision making*. BJS provides the President, Congress, other officials, and the public with timely, accurate, and objective data about crime and the administration of justice. BJS also provides financial and technical support to state, local, and tribal governments to develop their criminal justice statistical capabilities. This assistance targets the development of information systems related to national criminal history records, records of protective orders involving domestic violence and stalking, sex offender registries, and automated identification systems used for background checks.

C. State and Local Law Enforcement Assistance

(Dollars in Thousands)

<i>State and Local Law Enforcement Assistance</i> TOTAL	Amount
2010 Enacted with Rescissions	\$1,534,768
2010 Supplementals	0
2010 Transfers from OVW, COPS, and ONDCP	207,500
2010 Enacted w/Rescissions, Supplementals, and Transfers	1,742,268
2011 CR	1,490,768
Adjustments to Base, Technical Adjustments, and Transfers	251,000
2011 Current Services	1,741,768
2012 Program Increases	178,500
2012 Program Offsets	(746,768)
2012 Request	1,173,500
Total Change 2011-2012	(\$317,268)

1. Account Description

OJP requests \$1,173.5 million for the State and Local Law Enforcement Assistance account, which is \$317.3 million below the FY 2011 Continuing Resolution level. This account includes programs that establish and build on partnerships with state, local, and tribal governments, and faith-based and community organizations. These programs provide federal leadership on high-priority criminal justice concerns such as violent crime, criminal gang activity, illegal drugs, information sharing, and related justice system issues. The mix of formula and discretionary grant programs administered by the OJP, coupled with robust training and technical assistance activities, assists law enforcement agencies, courts, local community partners, and other components of the criminal justice system in preventing and addressing violent crime, protecting the public, and ensuring that offenders are held accountable for their actions.

Some key programs funded under this appropriation account include:

- Byrne/Justice Assistance Grants, authorized by Section 508 of the Omnibus Crime Control and Safe Streets Act of 1968 (P.L. 90-351), was created to streamline justice funding and grant administration. The Byrne/JAG Program allows state, local, and tribal governments to support a broad range of activities to prevent and control crime based on local needs and conditions including: law enforcement programs; prosecution and court programs; prevention and education programs; community corrections programs; drug treatment programs; and planning, evaluation, and technology improvement programs.
- Victims of Trafficking, principally authorized by section 113 of Trafficking Victims Protection Act of 2000 (P.L. 106-386), empowers local law enforcement to better identify and rescue trafficking victims. An important secondary goal is the interdiction of trafficking in its various forms, whether it is forced prostitution, indentured servitude, peonage, or other forms of forced labor.

- The State Criminal Alien Assistance Program (SCAAP), authorized under 8 U.S.C. 1231(i), provides federal payments to states and localities that incurred correctional officer salary costs for incarcerating undocumented criminal aliens with at least one felony or two misdemeanor convictions.
- The DNA Initiative is a comprehensive strategy to maximize the use of DNA and other forensic technology in the criminal justice system. DNA technology is increasingly vital to ensuring accuracy and fairness in the criminal justice system. It can be used to speed the prosecution of the guilty, while protecting the innocent from wrongful prosecution and exonerating those wrongfully convicted of a crime.
- Residential Substance Abuse Treatment (RSAT), authorized by 42 U.S.C 3793(a)(17)(E) of the Omnibus Crime Control and Safe Streets Act, as amended, aims to enhance the capability of states and units of local government to provide residential substance abuse treatment for incarcerated inmates; prepare offenders for their reintegration into the communities from which they came by incorporating reentry planning activities into treatment programs; and assist both the offenders and their communities through the reentry process through the delivery of both community-based treatment and other broad-based aftercare services.
- Byrne Competitive Grants program, authorized through appropriations, awards grants to improve the functioning of the criminal justice system, to prevent or combat juvenile delinquency, and to assist victims of crime (other than compensation). These grants are awarded to state, local, and tribal government agencies, for-profit and non-profit organizations, and faith-based and community organizations through a competitive, peer reviewed grant process. The program focuses on seven purpose areas, including: preventing crime; enhancing local law enforcement; and enhancing local courts.
- Drug, Mental Health and Problem Solving Courts consolidated program will allow OJP increased flexibility in funding innovative projects and help state, local, and tribal governments develop and implement evidence-based problem solving courts strategies to address their unique needs. Under this initiative, grant funding will be available to state, local, and tribal criminal justice agencies to support: drug courts, mental health courts, and development and implementation of problem solving courts strategies to address unique local concerns.
- The National Criminal History Improvement Program, authorized by 42 U.S.C. 14601, helps states and territories improve the quality, timeliness, and immediate accessibility of criminal history and related records for use by federal, state, and local law enforcement. These records play a vital role in supporting criminal investigations, background checks related to employment or firearms purchases, and the identification of persons subject to protective orders or wanted, arrested, or convicted for stalking and/or domestic violence. The grants and technical assistance provided by this initiative help states to address the issues of incomplete criminal history records.

- The Second Chance Act Program, authorized by Public Law 110-199, builds on the success of OJP's past reentry initiatives by providing grants to establish and expand adult and juvenile offender reentry programs. This program authorizes various grants to government agencies and nonprofit groups to provide employment assistance, substance abuse treatment, housing, family programming, mentoring, victims support, and other services that can help reduce re-offending and violations of probation and parole.

In FY 2012, up to \$20 million of the Second Chance Act Program funds can support Pay for Success awards, which are pilots that would be modeled on Social Impact Bonds. With these awards, a federal agency or a state or local government can provide new intervention services to a targeted population and pay only for the results that are achieved. The social investment community in the U.S. has already signaled its interest in experimenting with this model, if it can find partners in government and identify early pilots that would have all of the elements necessary for success. These elements include:

- An intervention that is likely to produce positive outcomes for the target population;
- A strong evaluation methodology for measuring outcomes achieved, using a good comparison group or other credible approach to measuring impacts;
- Pay for performance agreements that provide flexibility for service providers to innovate and adjust their approach to maximize outcomes at the lowest possible cost; and
- A negotiated payment level for outcomes that provides private investors with a sufficient return if the intervention is successful and improves the cost-effectiveness of government investments.

In addition, in FY 2012, \$7.0 million is requested for the Smart Probation Program within the \$100.0 million requested for Second Chance Act Program, which will help state, local, and tribal criminal justice systems improve the effectiveness of their probation programs and reduce criminal recidivism.

- Indian Country Initiatives, support grants, training, and technical assistance to improve tribal criminal justice outcomes. This flexible tribal criminal justice assistance program supports programs including the Indian Country Prison Grants, Indian Alcohol and Substance Abuse Program, and Tribal Courts Assistance Program.
- The Implementation of Adam Walsh Act program is administered consistent with Title I of Public Law 109-248, the Adam Walsh Child Protection and Safety Act of 2006. This program is designed to provide grants to states, the District of Columbia, territories, and federally-recognized Indian tribes to help cover the substantial start up costs associated with implementation of Sex Offender Registration and Notification Act.
- The National Instant Criminal Background Check System (NICS) Improvement Amendments Act of 2007, authorized by Public Law 110-180, seeks to improve the quality of NICS background checks and eliminate gaps in records that might allow unauthorized individuals to legally purchase firearms. The NICS Record Improvement

Program provides grants to assist state and tribal governments in updating the Federal Bureau of Investigation's NICS with the criminal history and mental health records of individuals who are precluded from purchasing or possessing guns and sharing these records with other jurisdictions.

For additional information and a complete listing of OJP programs, please visit <http://www.ojp.gov>.

2. Performance and Resource Tables

PERFORMANCE AND RESOURCES TABLE											
Appropriation: State and Local Law Enforcement Assistance											
WORKLOAD/RESOURCES		Final Target		Estimate		Projected		Changes		Requested (Total)	
		FY 2010		FY 2010		FY 2011 CR		Current Services Adjustments and FY 2012 Program Changes		FY 2012 Request	
Workload											
Number of solicitations released on time versus plan		58		75		TBD ¹		TBD		TBD ¹	
Percent of awards made against plan		90%		95%		90%		0%		90%	
Total Dollars Obligated		\$1,740,768		\$1,715,780		\$1,349,500		(\$176,000)		\$1,173,500	
-Grants		\$1,693,767		\$1,682,461		\$1,313,063		(\$171,248)		\$1,150,734	
-Non-Grants		\$47,001		\$33,319		\$36,437		(\$4,752)		\$22,766	
Percent of Dollars Obligated to Funds Available in the FY											
-Grants		97.3%		98.06%		97.3%				98.06%	
-Non-Grants		2.7%		1.94%		2.7%				1.94%	
Total Costs and FTE (reimbursable FTE are included, but reimbursable costs are bracketed and not included in the total)		FTE	\$000	FTE	\$000	FTE	\$000	FTE	\$000	FTE	\$000
			\$1,740,768*		1,715,780		\$1,349,500		(\$176,000)		\$1,173,500
TYPE/ STRATEGIC OBJECTIVE	PERFORMANCE	FY 2010		FY 2010		FY 2011 CR		Current Services Adjustments and FY 2012 Program Changes		FY 2012 Request	
Outcome	Percent of participants who reoffend while participating in the Drug Court program (long-term)	36.0%		11%		34%		(2%)		32%	
Outcome/ Output	Percent of Drug Court program participants who exhibit a reduction in substance use during the reporting period (annual)	87.5%		75.8%		88%		0.5%		88.5%	
Outcome	Percent of drug court participants who graduate from the drug court program	71.0%		53% ²		73%		2%		75%	
Efficiency	Program costs per drug court graduate	\$15,708		\$14,417		\$14,708		(\$1,000)		\$13,708	
Output	Number of participants in RSAT	25,000		TBD ³		28,000		2,000		30,000	
* In FY 2010, in addition to most of the programs typically appropriated to OVW and COPS for transfer to OJP becoming direct funding, OJP anticipates transfers from OVW (\$3M) and COPS (\$203.0M) for a total enactment of \$1.740B, reflecting a total change of \$260.8M from FY 2010 to FY 2011.											

¹ The FY 2011 and FY 2012 targets will be established upon appropriation of FY 2011 and FY 2012 funds.

² BJA achieved a graduation rate of 53% through implementation grants to establish new drug courts, which are not usually positioned to show high graduation rates because of their infancy. Many of the drug courts reporting for FY 2010 had a significant number of participants who exited the program without graduating (due to illnesses, moves, jurisdiction changes, etc.), which impacted overall performance results.

³ FY 2010 data will be available October 2011 since data is reported on a calendar year basis.

PERFORMANCE MEASURE TABLE												
Appropriation: State and Local Law Enforcement Assistance (NCHIP – BJS)												
Performance Report and Performance Plan Targets		FY 2003	FY 2004	FY 2005	FY 2006	FY 2007	FY 2008	FY 2009	FY 2010		FY 2011	FY 2012
		Actual	Actual	Actual	Actual	Actual	Actual	Actual	Actual	Target	Actual	Target
Output	Number of states in Interstate Identification Index (III) System	45	47	48	48	48	51	51	54	51	51 ³	52
Output	Number of states participating in the FBI's Integrated Automated Fingerprint Identification System (IAFIS)	43	52	53	54	54	55	55	55	55	55 ³	55
Output	Number of states participating in the FBI's protection order file	45	47	47	46	48	49	50	54	51	54	54
Output	Number of states submitting data to the FBI's Denied Persons File and/or other National Instant Criminal Background Check System index files	12	13	21	24	39	30	29	40	37	35 ³	41
Outcome	Percentage of applications for firearms transfers rejected primarily for the presence of a prior felony conviction history	1.6%	1.6%	1.6%	1.6%	1.6%	1.6%	1.5%	2.0%	TBD ²	2.0%	2.0%
Outcome	Percentage of recent state records which are automated ¹	94.3%	N/A	N/A	89.9%	N/A	93.0% ⁴	N/A	95.0%	TBD ⁵	N/A	96%
Outcome	Percentage of records accessible through Interstate Identification Index ¹	71.1%	N/A	N/A	80.4%	N/A	71%	N/A	71.0%	TBD ⁵	N/A	75%

N/A = Data unavailable

¹ These measures are reported on a biennial basis.

² Data will be available October 2011 since data collection is on a calendar year cycle. Data reporting is completed by June 2011, and data are verified by October 2011.

³ FY 2011 targets were revised after a review of FY 2009 actual values.

⁴ FY 2008 actual value revised. During verification of the data, it was discovered that the State of California's total number of records (denominator) were inflated, which resulted in an increase in the percentage of records automated.

⁵ Data will be available July 2012 since these are biennial measures.

1.

PERFORMANCE MEASURE TABLE

Appropriation: State and Local Law Enforcement Assistance (DNA Initiative – NIJ)												
Performance Report and Performance Plan Targets		FY 2003	FY 2004	FY 2005	FY 2006	FY 2007	FY 2008	FY 2009	FY 2010		FY 2011	FY 2012
		Actual	Actual	Actual	Actual	Actual	Actual	Actual	Target	Actual	Target	Target
Outcome	*Percent reduction in DNA backlog casework/offender ¹	N/A	10.6%/59.8%	21.2%/67.0%	33.9%/86.3%	37.3%/62.0%	45.0%/52.1%	32.5%/48.0%	25%/35% ²	29%/18%	25%/35%	25%/35%
N/A = Data unavailable												
* Denotes inclusion in the DOJ Annual Performance Plan												

¹ This measure was established in 2004.

² FY 2010 and FY 2011 targets revised. Future casework targets will be affected by the number of states that are collecting DNA samples for an increasingly larger group of offenses, including property crime, resulting in increasing nationwide backlogs, and the necessity to change the target from FY 2009 levels. Increased collections in arrestee and convicted offender samples are due to legislative measures to increase sample collections.

PERFORMANCE MEASURE TABLE

Appropriation: State and Local Law Enforcement Assistance (Drug Court Program-BJA)

Performance Report and Performance Plan Targets		FY 2003	FY 2004	FY 2005	FY 2006	FY 2007	FY 2008	FY 2009	FY 2010		FY 2011	FY 2012
		Actual	Actual	Actual	Actual	Actual	Actual	Actual	Actual	Target	Actual	Target
Outcome	Percent of participants who reoffend while participating in the Drug Court program (long-term) ²	N/A	N/A	N/A	N/A	42%	37%	30%	36%	11%	34%	32%
Outcome/ Output	Percent of Drug Court program participants who exhibit a reduction in substance use during the reporting period (annual) ²	N/A	N/A	N/A	N/A	86%	85%	82%	87.5%	75.8%	88%	88.5%
Outcome	*Percent of drug court participants who graduate from the drug court program ¹	N/A	N/A	18%	32%	65%	63%	57%	71%	53% ³	73%	75%
Efficiency	Program costs per drug court graduate ²	N/A	N/A	N/A	\$19,708	\$14,346	\$15,237	\$25,261	\$15,708	\$14,417	\$14,708	\$13,708
N/A = Data unavailable												
* Denotes inclusion in the DOJ Annual Performance Plan												

¹ This measure was established in 2005.

² This measure was established in 2007.

³ BJA achieved a graduation rate of 53% through implementation grants to establish new drug courts, which are not usually positioned to show high graduation rates because of their infancy. Many of the drug courts reporting for FY 2010 had a significant number of participants who exited the program without graduating (due to illnesses, moves, jurisdiction changes, etc.), which impacted overall performance results.

PERFORMANCE MEASURE TABLE

Appropriation: State and Local Law Enforcement Assistance (RSAT-BJA)

Performance Report and Performance Plan Targets		FY 2003	FY 2004	FY 2005	FY 2006	FY 2007	FY 2008	FY 2009	FY 2010		FY 2011	FY 2012
		Actual	Actual	Actual	Actual	Actual	Actual	Actual	Target	Actual	Target	Target
Output	*Number of participants in RSAT	25,521	33,239	31,740	27,756	26,991	28,308	39,159	25,000	TBD ¹	28,000	30,000
Outcome	Percent of participants who completed the residential program and have passed drug testing	N/A	N/A	N/A	N/A	N/A	N/A	92%	80%	TBD ¹	81%	82%
Outcome	Percent of participants who completed the aftercare program and have remained arrest-free for 1 year following release from aftercare	N/A	N/A	N/A	N/A	N/A	N/A	92%	75%	TBD ¹	76%	77%

N/A = Data unavailable

* Denotes inclusion in the DOJ Annual Performance Plan

¹ FY 2010 data will be available in October 2011.

² This measure was established in 2009.

3. Performance, Resources, and Strategies

National Criminal History Improvement Program (NCHIP)

a. Performance Plan and Report for Outcomes

The National Criminal History Improvement Program (NCHIP) is the primary vehicle for building the national infrastructure to support the background check systems required under the Brady Handgun Violence Prevention Act (Brady Act) and other legislation. Funds and technical assistance have also been provided to support the interface between states and national record systems. This support insures compatibility in the design of such systems, promotes the use of the newest technologies for accurate and immediate checking capabilities, and fosters a communications capacity across states to address the mobility of criminal populations and growing concerns about terrorism.

NCHIP uses several outcome measures to track progress and results, including the percentage of state criminal history records that are immediately accessible through the automated Interstate Identification Index (Triple I). BJS also tracks the number of states submitting disqualifying records to the National Protection Order file and the Denied Persons file, which are two files used by the National Instant Criminal Background Check System (NICS) to deny firearm purchases.

b. Strategies to Accomplish Outcomes

The NCHIP program aligns under DOJ Strategic Plan Objective 2.1: *Strengthen partnerships for safer communities and enhance the Nation's capacity to prevent, solve, and control crime* and OJP Strategic Plan Objective 1.2: *Enhance the capabilities of jurisdictions to share information*. Law enforcement in the United States, unlike that in most other industrialized countries, has several levels and is comprised of approximately 18,000 federal, state, local, and tribal agencies. This level of decentralization presents challenges to those who foster innovation and respond to national threats, such as terrorism. Ensuring that the justice community shares information, adopts best practices, and responds to emerging issues with the same level of effectiveness and timeliness is a daunting task. Law enforcement intelligence and sharing information are major OJP priorities among federal, state, local, and tribal agencies. OJP faces the challenge of working toward large-scale sharing of critical justice and public safety information in an efficient, timely, and secure manner, while also ensuring the privacy rights of individuals.

Recent performance results include:

Improved accessibility of records: All states have received funds under NCHIP to upgrade the quality and availability of criminal history record systems. As of calendar year 2008 over 90 million records held by the states were automated, an increase of 17% from calendar year 2006. Approximately 72 percent of state-held automated records were accessible to Triple I. As of FY 2009 there is approximately 68 million records in Triple I. Based on FY 2008 results that are available, more than 9 out of 10 (91.3 percent) of recent state records were automated and 65

percent of automated records were accessible for conducting presale firearms and other background checks.

Full participation in Triple I: To ensure compatibility, all record enhancements funded under NCHIP are required to conform to FBI standards for Triple I participation. Triple I participation is critical since it constitutes the primary system through which the FBI accesses state-held data for NICS checks. In 1989, only 20 states were members of the FBI's Triple I system, which permits instant access to out-of-state data. By year end 1993, 26 states were participants. As of FY 2009, 51 states are members of Triple I indicating that they meet the rigorous standards of the FBI for participation.

Automation of records and fingerprint data: States have used funds to establish automated fingerprint identification systems (AFIS) and to purchase live scan equipment for state and local agencies. AFIS systems enable states to conduct automated searches for records based on fingerprint characteristics and to interface with the FBI's Integrated Automated Fingerprint Identification Systems (IAFIS). As of FY 2009, all 50 states, the District of Columbia, and 4 territories participate in IAFIS, which became operational in July 1999. In addition to ensuring that records are properly matched to the correct offender, AFIS minimizes the time and manpower required for searching fingerprint databases, which facilitates matching of latent prints obtained at a crime scene. Live scan equipment permits law enforcement to take fingerprints without use of inkpads or other similar procedures and electronically transfer fingerprints to the state's AFIS for comparison and matching against state and FBI held prints.

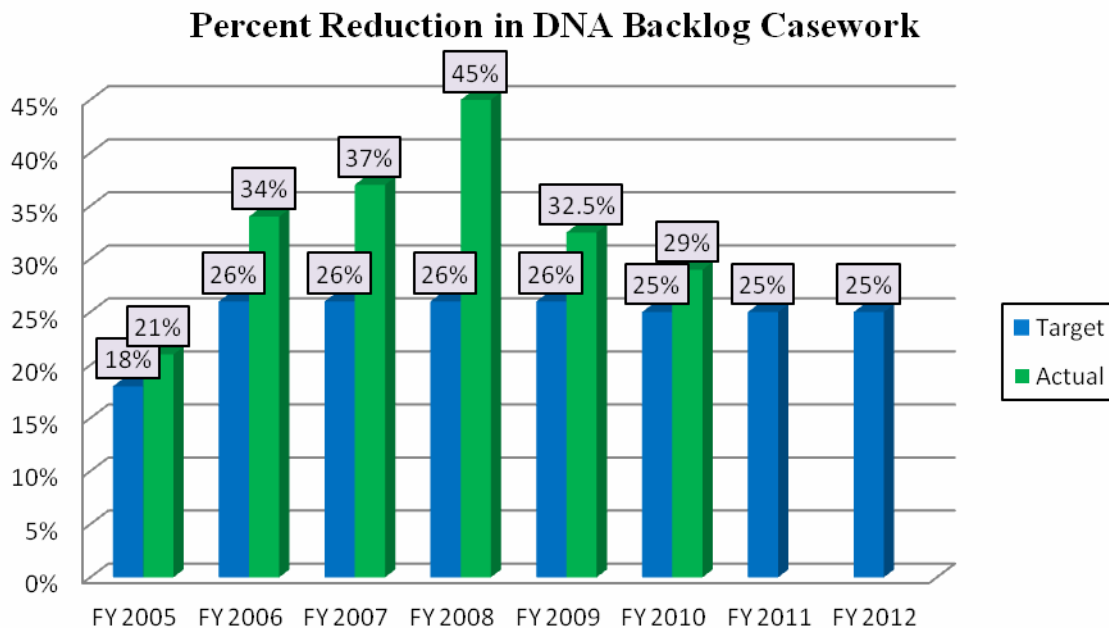
National Instant Criminal Background Check System (NICS): The Brady Act requires that a background check be conducted using the FBI's NICS to identify potential purchasers who are prohibited from purchasing firearms. The NICS is now supporting nearly 8 million checks annually at the presale stage of firearms purchases.

Domestic violence records and protection orders: NCHIP has put special emphasis on ensuring that domestic violence-related offenses are included in criminal records. The Federal Gun Control Act as amended prohibits sales of firearms to persons subject to a qualifying domestic violence related protection order or convicted of a qualifying domestic violence misdemeanor. Funds have been awarded specifically for development of state protection order files that are compatible with the FBI's national file to permit interstate enforcement of protection orders and the denial of firearm transfers to prohibited persons subject to a protection order. The NCIC National Protection Order File became operational in May 1997. As of FY 2009, 49 states and the District of Columbia were submitting data to the file, which held 1,358,477 records of protection orders.

DNA Initiative

The DNA Initiative supports OJP's Strategic Objective 1.3 and is designed, among other things to improve the Nation's capacity to use DNA evidence by eliminating casework and convicted offender backlogs. NIJ established the performance measure "Percent reduction in DNA backlog," and has been highly successful in increasing capacity and reducing the backlog. The FY 2010 results demonstrate the target of 25 percent casework was exceeded with an actual

result of 29 percent, due to three factors: 1) increased funding for the convicted offender program allowed NIJ to fund more samples for DNA analysis than previously anticipated in FY 2007; 2) increased demand from states for convicted offender DNA sample analysis funding; and 3) improvements in DNA analysis technology which has reduced the weighted per case analysis costs for the casework program allowing forensic laboratories to analyze more samples with less money. Funds are targeted toward the forensic analysis of all samples identified as urgent priority samples (e.g., samples for homicide and rape/sexual assault cases) in the current backlog of convicted offender DNA samples. Reducing the backlog of DNA samples is crucial in supporting a successful CODIS system, which can solve old crimes and prevent new ones from occurring through more timely identification of offenders.



Drug, Mental Health, and Problem-Solving Courts Grant Program

a. Performance Plan and Report for Outcomes

For the FY 2010 budget, the Drug Court Grant Program was merged with and replaced by the Drug, Mental Health, and Problem-Solving Courts Grant Program. In 1989, the first known drug court in the country was established in Miami-Dade County, Florida. Congress joined local communities in 1994 in supporting the drug court philosophy to habilitate offenders while holding them accountable for their actions by enacting Title V of the Violent Crime Control and Law Enforcement Act of 1994, Public Law 103-322, 108, Stat.1796 (September 13, 1994). Congress authorized the U.S. Attorney General to award grants to states, state and local courts, units of local government, and Indian tribal governments to establish drug courts. BJA began administering the Drug Court Discretionary Grant Program in 2003.

The goal of the Drug, Mental Health, and Problem-Solving Courts Grant Program is to assist states, state courts, local courts, units of local government, and tribal governments in developing and implementing treatment drug courts that effectively integrate substance abuse treatment, mandatory drug testing, sanctions and incentives, and transitional services in a judicially

supervised court setting with jurisdiction over non-violent, substance-abusing offenders. Drug, mental health, and problem solving courts help reduce recidivism and substance abuse among non-violent offenders and increase an offender's likelihood of successful rehabilitation through early, continuous, and intense judicially supervised treatment, mandatory periodic drug testing, community supervision, and appropriate sanctions and other rehabilitation services.

The Drug, Mental Health, and Problem-Solving Courts Grant program requires that grantees demonstrate the effectiveness of their program, increase their capacity by at least 50 percent, and utilize evidence-based practices. OJP has funded several drug court evaluations and cost studies under this Program (see <http://www.ojp.usdoj.gov/nij/topics/courts/specialized-courts.htm>) through the National Institute of Justice (NIJ). In an unprecedented longitudinal study that accumulated recidivism and cost analyses of drug court cohorts over 10 years, Northwest Professional Consortium (NPC) Research found that drug courts may lower recidivism rates (re-arrests) and significantly lower costs. They used data from a primarily pre-plea adult drug court in Portland, Oregon, to track 6,500 offenders who participated in the Multnomah County Drug Court between 1991 and 2001. Re-arrests were lower five years or more later compared to re-arrests for similar drug offenders within the same county. However, the drug courts' impact on recidivism reduction varied by year (ranging from 17 to 26 percent) as a result of changes in programming and judge assignments over time. Factors affecting program success include proper assessment and treatment, the judge's interactions with program participants, drug use trends, staff turnover, and resource allocation. Compared to traditional case processing, the drug court saved an average of \$8,136 per case.

b. Strategies to Accomplish Outcomes

The Drug, Mental Health, and Problem-Solving Courts Grant Program aligns with DOJ Strategic Plan Objective 3.6: *Promote and strengthen innovative strategies in the administration of state and local justice systems* and OJP Strategic Plan Objective 2.2: *Improve corrections and reduce recidivism*. The U.S. Department of Justice's BJA supports local communities by providing funding, training, and technical assistance to plan, implement, and enhance Drug, Mental Health, and Problem-Solving Courts and supports states by providing funding for statewide drug court data collection, evaluation, and training efforts. BJA provides training to Drug, Mental Health, and Problem-Solving Court teams for communities seeking to develop courts and coordinates court issues with federal partners such as the Office of National Drug Control Policy, the Substance Abuse and Mental Health Services Administration, NIJ, OJJDP, and the National Highway Traffic Safety Administration.

This program currently funds NIJ's Multi-site Adult Drug Court Evaluation, a longitudinal process, impact and cost evaluation study of adult treatment drug court programs. The research addresses:

- what impact drug courts have on drug use and offender attitudes;
- what effect offender attitudes have on program compliance, drug use, or criminal behavior; and
- what drug court factors are responsible for achieving desired program outcomes?

Data for approximately 1,800 probationers include: multiple rounds of interviews; administrative records on treatment and recidivism, drug detection tests, court observation, and interviews with staff and other stakeholders; and budget and other cost information. Preliminary findings were presented at the June 2010 conference of the National Association of Drug Court Professionals (see <http://www.ojp.usdoj.gov/nij/topics/courts/drug-courts/madce.htm>), and final written work products will be available by December 2010.

In FY 2008, BJA funded the creation of a performance measurement database to support the agency in the implementation of a performance measurement system for the Drug, Mental Health, and Problem-Solving Courts grantees. This system aids BJA in external reporting requirements such as program assessments, and allows BJA staff to use sound performance measurement data to improve program management. BJA has expanded the use of the data collection tool to include new programs each year. The benefits of this database include a reduced reporting burden on grantees due to customization of measures and better program management with comprehensive data at both the program and grantee levels.

Residential Substance Abuse Treatment (RSAT)

a. Performance Plan and Report for Outcomes

The Residential Substance Abuse Treatment (RSAT) for State Prisoners Program is a critical aspect of offender reentry programs—an area of emphasis for the Administration—and addresses the issue of substance abuse and the direct link to public safety, crime, and victimization by providing treatment and services within the institution and the community. All 50 states, the District of Columbia, and U.S. territories receive RSAT grants and all together operate about 400 RSAT programs. Ultimately, every RSAT-funded program’s goal is to help offenders become drug-free and learn the skills needed to remain drug-free upon their return to the community.

This formula grant provides funds to local correctional and detention facilities for substance abuse treatment programs. RSAT assists state and local governments in developing and implementing substance abuse treatment programs in state and local correctional and detention facilities, and in creating and maintaining community-based aftercare services for offenders.

b. Strategies to Accomplish Outcomes

The RSAT program aligns under OJP Strategic Plan Objective 2.2: *Improve corrections and reduce recidivism*. OJP supports effective jail and prison reentry programs that target offenders who are substance abusers, technical violators of supervision conditions, violent and high risk, non-violent but with multiple needs, and those who would otherwise face major obstacles in their reentry back into the community. These programs, which are funded through grants, technical assistance, and training, emphasize collaborative efforts among community-based services and resources; the use of non-profit, faith- and community-based organizations and mentors; and information sharing among law enforcement and other agencies. In FYs 2009 and 2010, the RSAT Program received \$10.0 million and \$30.0 million in funding, respectively.

BJA has identified several strategies to strengthen RSAT:

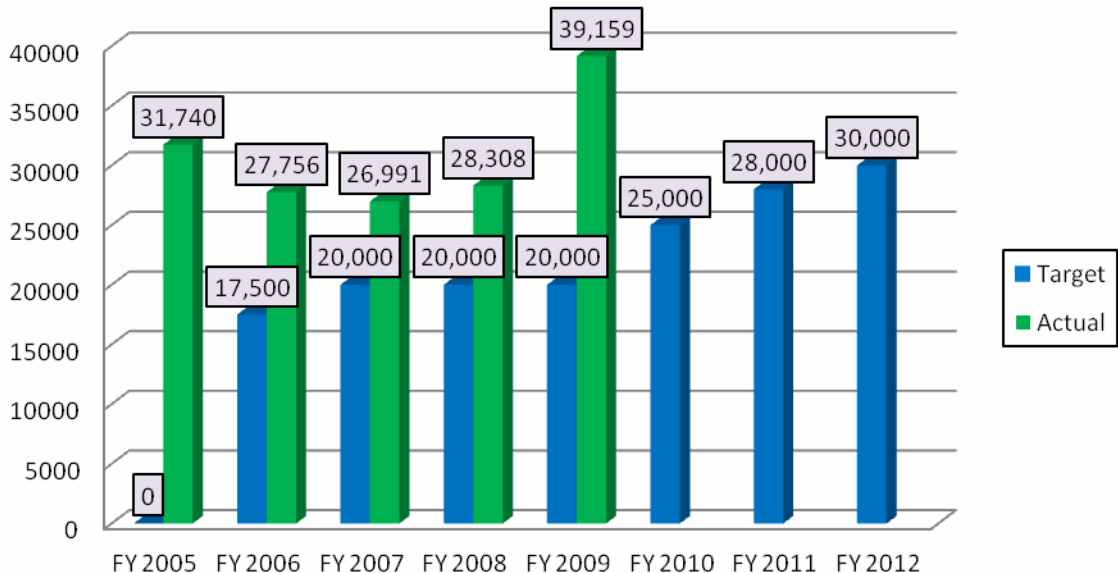
- 1) Work with states to identify and implement an evidence-based treatment model and ensure staff receive specific training to ensure competence with the particular treatment modality selected for the program;
- 2) Ensure that the states' corrections departments and prison administration officials adhere to treatment goals and work to minimize disruptions to the treatment process; and
- 3) Work with states to ensure that the focus is on providing coordinated services for offender aftercare treatment and reentry into the community.

RSAT helps build partnerships between correctional staff and the treatment community to provide services in secure settings, allowing offenders to overcome substance abuse and prepare for reentry. Providing inmates with treatment not only allows individuals successfully completing RSAT programs to return to communities substance-free, but also reduces incarceration costs to federal, state, and local governments for those offenders not returning to the correctional system. Most importantly, RSAT helps prevent the continued financial and emotional costs of drug-related crimes on families, friends, and communities.

Performance Measure: Number of participants in the RSAT Program

The data for this measure are collected on a calendar year basis and 2010 data will be available in October 2011. The FYs 2010, 2011 and 2012 targets are 25,000, 28,000 and 30,000 participants in the RSAT Program, respectively. Targets are estimated from previous year counts provided by grantees.

Number of Participants in the RSAT Program



* FY 2010 data will be available in October 2011 since data are reported on a calendar year basis.

In 2009, the target of 20,000 RSAT participants was exceeded by 19,159. There are many contributing factors that determine the number of people who complete the RSAT program including the number of eligible offenders, the number of staff and treatment providers available, security issues, and the state’s ability to provide the required 25 percent matching funds. The target of 20,000 was based on prior year trends. BJA re-verifies data from time to time based on internal factors and the Office of the Inspector General audits. As a result, previously submitted numbers are sometimes updated and resubmitted to reflect more accurate numbers when additional reports are received from states.

D. Weed and Seed Program Fund (Proposed for replacement by the Byrne Criminal Justice Innovation Program proposed for funding under the State and Local Law Enforcement heading in FY 2012.)

(Dollars in Thousands)

<i>Weed and Seed Program Fund TOTAL</i>	Amount
2010 Enacted with Rescissions	\$20,000
2010 Supplementals	0
2010 Enacted w/Rescissions and Supplementals	20,000
2011 CR	20,000
Adjustments to Base and Technical Adjustments	0
2012 Current Services	20,000
2012 Program Increases	0
2012 Program Offsets	(20,000)
2012 Request	0
Total Change 2011-2012	\$0

1. Account Description

The Community Capacity Development Office (CCDO) administers the Weed and Seed account and coordinates OJP’s efforts to build the capacity of America’s communities to prevent and address crime and violence. The Weed and Seed Program, authorized by section 103 of the Omnibus Crime Control and Safe Streets Act of 1968 (P.L. 90-351), is the centerpiece of CCDO efforts, promoting a unique strategy combining law enforcement efforts targeting violent crime, criminal gang activity, and drug and gun trafficking with crime prevention and community development strategies. These strategies strengthen communities and help them prevent the return of the criminal activity addressed by law enforcement efforts.

Although no funding is requested for this program in FY 2012, OJP is requesting \$30.0 million for the Byrne Criminal Justice Innovation Program designed to replace and build on concepts employed in the Weed and Seed Program.

For additional information and a complete listing of OJP programs, please visit <http://www.ojp.gov>.

2. Performance and Resource Tables

PERFORMANCE AND RESOURCES TABLE											
Appropriation: Weed and Seed Program-CCDO											
WORKLOAD/RESOURCES		Final Target		Estimate		Projected		Changes		Requested (Total)	
		FY 2010		FY 2010		FY 2011 CR		Current Services Adjustments and FY 2012 Program Changes		FY 2012 Request ¹	
Workload											
Number of solicitations released on time versus plan		2		2		2		TBD		N/A	
Percent of awards made against plan		90%		100%		90%		TBD		N/A	
Total Dollars Obligated		\$20,000		\$19,580		\$20,000		(\$20,000)		\$0	
-Grants		\$17,720		\$17,580		\$17,720		(\$17,720)		\$0	
-Non-Grants		\$2,280		\$2,000		\$2,280		(\$2,280)		\$0	
Percent of Dollars Obligated to Funds Available in the FY											
-Grants		88.6%		89.8%		88.6				N/A	
-Non-Grants		11.4%		10.2%		11.4				N/A	
Total Costs and FTE (reimbursable FTE are included, but reimbursable costs are bracketed and not included in the total)		FTE	\$000	FTE	\$000	FTE	\$000	FTE	\$000	FTE	\$000
			\$20,000		\$19,580		\$20,000		(\$20,000)		\$0
TYPE/ STRATEGIC OBJECTIVE	PERFORMANCE	FY 2010		FY 2010 ²		FY 2011 President's Budget		Current Services Adjustments and FY 2012 Program Changes		FY 2012 Request	
Annual/Output	Percent of sites including a multi-jurisdictional task force	95%		TBD		N/A		0%		N/A	
Annual/Output	Percent of sites using 3 or more community policing activities	90%		TBD		N/A		0%		N/A	
Outcome	Average change in key crime indicators for each site relative to the overall local crime rate by year three of implementing the Weed and Seed strategy ³	(2%)		TBD		N/A		0%		N/A	

¹ The Administration proposed to replace the Weed and Seed Program with a new Byrne Criminal Justice Innovation Program funded under the State and Local Law Enforcement heading in FY 2011.

² FY 2010 data will be available October 2011 since data are reported on a calendar year basis.

³ This is a new outcome performance which analyzes the number of homicides, robberies, aggravated assaults, burglaries, weapons offenses, and drug arrests in the Weed and Seed site, and calculates and tracks the average change in proportion to the overall crime rate of the jurisdiction. Previously Weed and Seed only reported on homicides because data on the other offenses were harder to collect.

PERFORMANCE MEASURE TABLE

Appropriation: Weed and Seed Program-CCDO												
Performance Report and Performance Plan Targets		FY 2003	FY 2004	FY 2005	FY 2006	FY 2007	FY 2008	FY 2009	FY 2010		FY 2011	FY 2012
		Actual	Actual	Actual	Actual	Actual	Actual	Actual	Target	Actual ¹	Target ³	Target ³
Output	Percentage of sites including a multi-jurisdictional task force	90.2%	99.6%	97.1%	86.0%	90.2%	89.9%	90.3%	95.0%	TBD	N/A	N/A
Output	Percentage of sites using 3 or more community policing activities	91.3%	94.1%	93.0%	94.0%	93.8%	86.4%	91.0%	90.0%	TBD	N/A	N/A
Outcome	Average change in key crime indicators for each site relative to the overall local crime rate by year three of implementing the Weed and Seed strategy ²	N/A	N/A	N/A	N/A	N/A	(2.25%)	(0.83%)	(2%)	TBD	N/A	N/A

N/A = Data unavailable

¹ FY 2010 data will be available October 2011 since data are reported on a calendar year basis.

² This is a new outcome performance which collects and analyzes the number of homicides, robberies, aggravated assaults, burglaries, weapons offenses, and drug arrests in the Weed and Seed site, and calculates and tracks the average change in proportion to the overall crime rate of the jurisdiction. Previously Weed and Seed only reported on homicides because data on the other offenses were harder to collect.

³ The Administration proposed to replace the Weed and Seed Program with a new Byrne Criminal Justice Innovation Program funded under the State and Local Law Enforcement heading in FY 2011.

3. Performance, Resources, and Strategies

Community Capacity Development Office

a. Performance Plan and Report for Outcomes

The principal purpose of the CCDO is to reduce and prevent serious crime and restore neighborhoods. CCDO develops, implements and evaluates policies that serve as catalysts and models for community capacity development efforts and provides community-based assistance for federal, state, local, and tribal governmental agencies and private sector clients. To fulfill this mission, CCDO develops local capacity and promotes community participation, which enables communities to reduce violent and drug crime; strengthens community capacity to increase the quality of life; and promotes long-term community health and vitality.

The flagship CCDO strategy, Weed and Seed, operates nationally in nearly 200 funded sites, and nearly 90 “graduated sites” that no longer receive DOJ funding, but are still actively implementing their Weed and Seed strategies. Each site develops a local approach addressing issues of law enforcement; community policing; prevention, intervention, and treatment; and neighborhood restoration. Training and support services provided to Weed and Seed communities aid in addressing violent crime; guns, gangs, and drugs; law enforcement information sharing; tribal justice issues; juvenile justice and delinquency prevention, intervention, and treatment; and prisoner reentry.

For the past several years the demand for Weed and Seed sites has consistently exceeded funding. Since 2005, OJP has been able to fund only 33 percent of new, fully submitted applications. The number of funded Weed and Seed sites dropped from 332 during FY 2005 to a projected 132 sites at the end of FY 2010.¹

Due to the comprehensive nature of the Weed and Seed Strategy and data limitations of the current performance outcome measure, CCDO has developed an alternate performance outcome measure for this initiative, “Average change in key crime indicators for each site relative to the overall local crime rate by year three of implementing the Weed and Seed strategy.” Specifically, this crime index compares the change in homicides, robbery, aggravated assaults, burglary, weapons offense and drug arrests in Weed and Seed sites for three years. Between 2003 and 2007, these major crimes within Weed and Seed areas decreased by 2.1 percent overall. In 2009, these crimes decreased by 0.83 percent. The target is to see a reduction of 2 percent annually.

b. Strategies to Accomplish Outcomes

The Weed and Seed program aligns with OJP Strategic Plan Objective 1.1: *Improve policing and prosecution effectiveness*. OJP meets this objective by improving policing effectiveness with drug, white collar, cyber, and hate crimes. The program aids law enforcement in combating gun violence, domestic violence, child abuse, gang violence, and drug crimes.

¹ Funding for Weed and Seed has been reduced, resulting in fewer sites being funded.

E. Juvenile Justice Programs

(Dollars in Thousands)

Juvenile Justice Programs TOTAL	Amount
2010 Enacted with Rescissions	\$423,595
2010 Supplementals	0
2010 Enacted w/Rescissions and Supplementals	423,595
2011 CR	423,595
Adjustments to Base and Technical Adjustments	0
2012 Current Services	423,595
2012 Program Increases	143,000
2012 Program Offsets	(286,595)
2012 Request	280,000
Total Change 2011-2012	(\$143,595)

1. Account Description

OJP requests \$280.0 million for the Juvenile Justice Programs account, which is \$143.6 million below the FY 2011 Continuing Resolution level. This account includes programs that support state, local, and tribal community efforts to develop and implement effective and coordinated prevention and intervention juvenile programs. The objectives of these programs are to reduce juvenile delinquency and crime, improve the juvenile justice system so that it protects public safety, hold offenders accountable, and provide treatment and rehabilitative services tailored to the needs of juveniles and their families.

America's youth are facing an ever-changing set of problems and barriers to successful lives. As a result, OJP is constantly challenged to develop enlightened policies and programs to address the needs and risks of those youth who enter the juvenile justice system. OJP remains committed to leading the nation in efforts addressing these challenges which include: preparing juvenile offenders to return to their communities following release from secure correctional facilities; dealing with the small percentage of serious, violent, and chronic juvenile offenders; helping states address the disproportionate confinement of minority youth; and helping children who have been victimized by crime and child abuse.

Some programs funded under this appropriation account include:

- Part B: Formula Grants by Title II, Part B of the Juvenile Justice and Delinquency Prevention (JJDP) Act (42 U.S.C. 5631 *et seq.*), is the core program that supports state, local, and tribal efforts to develop and implement comprehensive state juvenile justice plans. Funding also is available for training and technical assistance to help small, non-profit organizations, including faith-based organizations, with the federal grants process. In addition, the Part B program has worked to improve the fairness and responsiveness of the juvenile justice system and increase accountability of the juvenile offender.

- Youth Mentoring Program, authorized through annual appropriations acts, supports national and local mentoring initiatives focused on reentry and gang-involved youth. In addition, the Office of Juvenile Justice and Delinquency Prevention (OJJDP), supports training and technical assistance to the sites to assist with adapting existing mentoring approaches to meet the needs of the target populations and to identify and maintain partnerships.
- Title V: Local Delinquency Prevention Incentive Grants, authorized by 42 U.S.C. 5781 *et seq.*, provides awards through state advisory groups to units of local government for a broad range of delinquency prevention programs and activities to benefit youth who are at risk of having contact with the juvenile justice system.
- Victims of Child Abuse (VOCA) - Improving Investigation and Prosecution of Child Abuse Program, authorized by 42 U.S.C. 13001 *et seq.* provides training and technical assistance to professionals involved in investigating, prosecuting, and treating child abuse. This program also supports the development of Children's Advocacy Centers (CACs) and/or multi-disciplinary teams (MDTs) designed to prevent the inadvertent revictimization of an abused child by the justice and social service systems in their efforts to protect the child.
- Juvenile Accountability Block Grant (JABG) Program, authorized by 42 U.S.C. 3796ee-10(a), funds block grants to states to support a variety of accountability-based programs. The basic premise underlying the JABG program is that both the juvenile offender and the juvenile justice system are held accountable. For the juvenile offender, accountability means an assurance of facing individualized consequences through which the juvenile offender is made aware of and held responsible for the loss, damage, or injury that the victim experiences.
- Community-Based Violence Prevention Initiatives, authorized by annual appropriation acts, incorporates best practices from the violence reduction work of several cities and public health research of the last several decades. Public health approaches rely on public education to change attitudes and behaviors toward violence, outreach that employs individuals recruited from the target population, community involvement, and evaluation to monitor strategies implemented. Involvement of community partners with federal, state, and local authorities to analyze crime data, develop strategies, and implement targeted approaches to violence reduction is critical.

For additional information and a complete listing of OJP programs, please visit <http://www.ojp.gov>.

2. Performance and Resource Tables

PERFORMANCE AND RESOURCES TABLE											
Appropriation: Juvenile Justice											
WORKLOAD/RESOURCES		Final Target		Estimate		Projected		Changes		Requested (Total)	
		FY 2010		FY 2010		FY 2011 CR		Current Services Adjustments and FY 2012 Program Changes		FY 2012 Request	
Workload											
Number of solicitations released on time versus plan		39		55		TBD ¹		TBD		TBD ¹	
Percent of awards made against plan		90%		91%		90%		0%		90%	
Total Dollars Obligated		\$423,595		\$417,493		\$332,500		(\$52,500)		\$280,000	
-Grants		\$406,227		\$406,893		\$318,868		(\$50,348)		\$272,720	
-Non-Grants		\$17,368		\$10,600		\$13,632		(\$2,152)		\$7,280	
Percent of Dollars Obligated to Funds Available in the FY											
-Grants		95.9%		97.4%		95.9%				97.4%	
-Non-Grants		4.1%		2.6%		4.1%				2.6%	
Total Costs and FTE (reimbursable FTE are included, but reimbursable costs are bracketed and not included in the total)		FTE	\$000	FTE	\$000	FTE	\$000	FTE	\$000	FTE	\$000
			\$423,595		\$417,493		\$332,500		(\$52,500)		\$280,000
TYPE/ STRATEGIC OBJECTIVE	PERFORMANCE	FY 2010		FY 2010		FY 2011 CR		Current Services Adjustments and FY 2012 Program Changes		FY 2012 Request	
Long Term/ Outcome	Percent of youth who offend or reoffend	26%		TBD ²		24%		(2%)		22%	
Annual/Outcome	Percent of states and territories that are determined to be in compliance with the four Core Requirements of the JJDP Act of 2002	92%		80.4%		94%		2%		96%	
Annual/Outcome	Percent of grantees implementing one or more evidence-based programs	50%		TBD ²		51%		1%		52%	
Annual/Outcome	Percent of youth who exhibit a desired change in the targeted behavior	68%		TBD ²		69%		1%		70%	
Annual/Efficiency	Percentage of funds allocated to grantees implementing one or more evidence-based programs	50%		TBD ²		51%		1%		52%	
Annual/Outcome	Percent of children recovered within 72 hours of an issuance of an AMBER Alert	75%		87%		76%		1%		77%	

¹The FY 2011 and FY 2012 targets will be established upon appropriation of FY 2011 and FY 2012 funds.

²Data will be available March 2011 due to reporting timelines.

PERFORMANCE MEASURE TABLE

Appropriation: Juvenile Justice												
Performance Report and Performance Plan Targets		FY 2003	FY 2004	FY 2005	FY 2006	FY 2007	FY 2008	FY 2009	FY 2010		FY 2011	FY 2012
		Actual	Actual	Actual	Actual	Actual	Actual	Actual	Actual	Target	Actual	Target
Outcome	Percent of youth who offend or reoffend (long-term) ^{1,2}	N/A	40%	11%	3%	2%	3%	2%	26%	TBD ⁵	24%	22%
Outcome	Percent of states and territories that are determined to be in compliance with the four Core Requirements of the Juvenile Justice and Delinquency Prevention (JJDP) Act of 2002 (annual/long-term) ²	N/A	87.5%	89.0%	86.0%	86.0%	87.5%	70.0%	92.0%	80.4%	94.0%	96.0%
Outcome	Percent of youth who exhibit a desired change in the targeted behavior ²	N/A	35%	37%	83%	65%	21%	85%	68%	TBD ⁵	69%	70%
Outcome	Percent of grantees implementing one or more evidence-based programs ³	N/A	N/A	26%	46%	47%	26%	46%	50%	TBD ⁵	51%	52%
Efficiency	Percentage of funds allocated to grantees implementing one or more evidence-based programs ³	N/A	N/A	20%	46%	47%	56%	40%	50%	TBD ⁵	51%	52%
Outcome	*Percent of children recovered within 72 hours of an issuance of an AMBER Alert ⁴	N/A	N/A	N/A	N/A	85.0%	82.0%	81.7%	75.0%	87%	76.0%	77%
Output	Number of computer forensic exams completed ⁶	2,594	2,920	6,311	9,923	10,856	13,950	22,522	9,000	33,096	9,500	10,000
N/A = Data unavailable												
* Denotes inclusion in the DOJ Annual Performance Plan												

¹ FY 2005 and FY 2006 data includes Formula and Title V grants only. Discretionary, earmark, Tribal Youth, and Enforcement of Underage Drinking Laws (EUDL) grants did not start reporting until FY 2007. OJP will analyze current data to determine if future year targets should be changed.

² Measure established in FY 2004.

³ Measure established in FY 2005.

⁴ Measure established in FY 2007.

⁵ Data will be available March 2011 due to reporting timelines.

⁶ FY 2005 through FY 2009 Actual values were reviewed and revised following implementation of a new Internet Crimes Against Children (ICAC) performance reporting system.

3. Performance, Resources, and Strategies

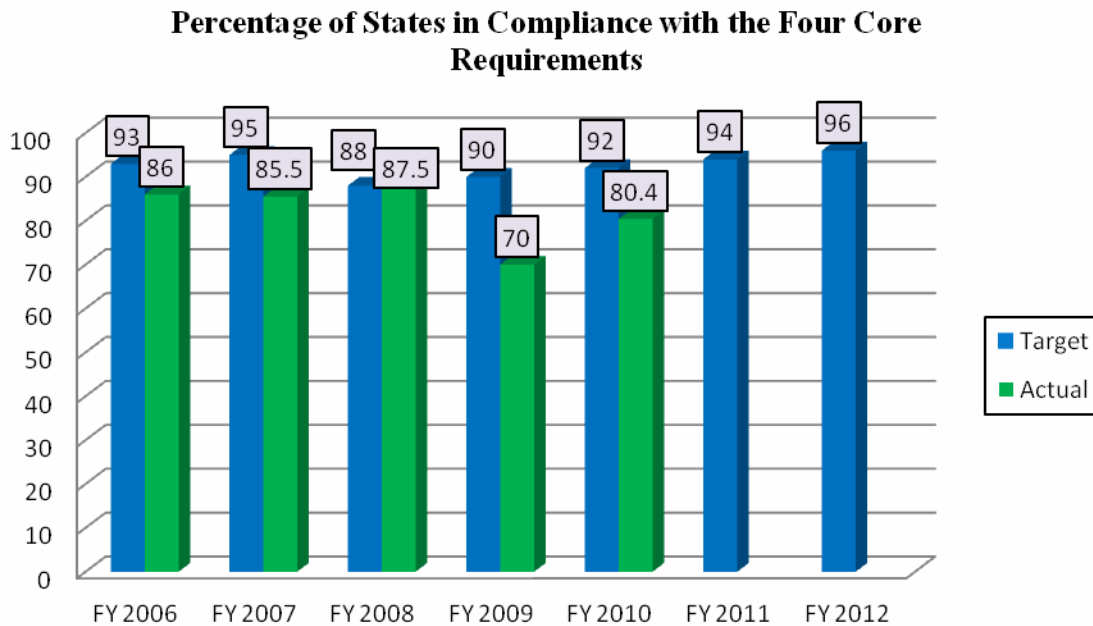
Juvenile Justice Programs

a. Performance Plan and Report for Outcomes

The Juvenile Justice Programs’ purpose is to support state and local efforts to prevent juvenile delinquent behavior and address juvenile crime. Funds support block grant and demonstration programs, research and evaluation, and training and technical assistance to facilitate development of effective programs.

The core requirements of the Juvenile Justice and Delinquency Prevention Act of 2002 require: 1) deinstitutionalization of status offenders and non-offenders; 2) sight and sound separation of juveniles and adults; 3) removal of juveniles from jails and lockups; and 4) reducing the disproportionate representation of minority youth in the juvenile justice system.

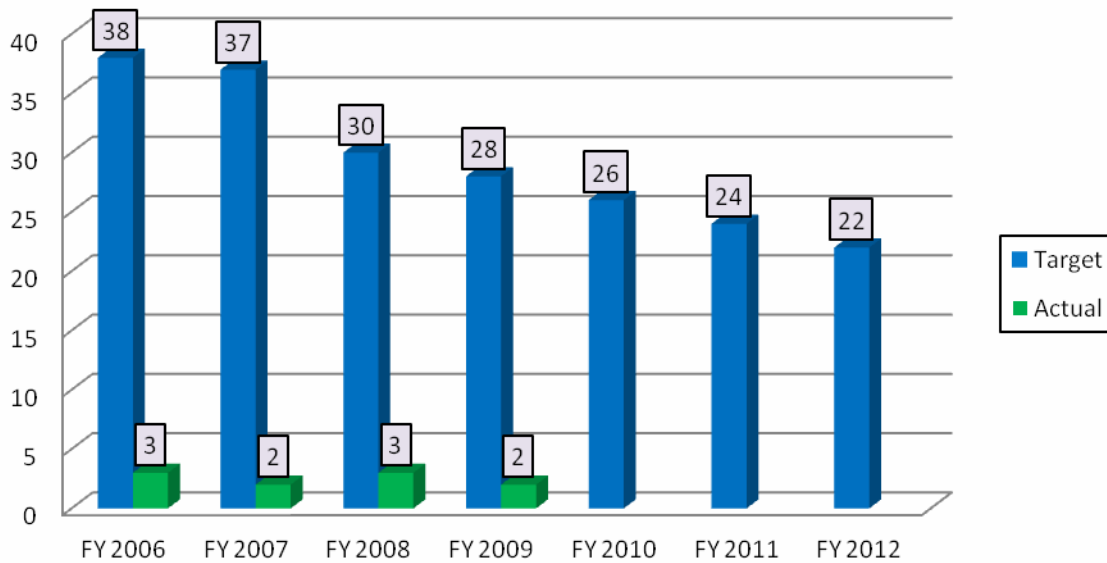
OJJDP tracks results on the percent of states and territories that comply with these four core requirements. Compliance rates may fluctuate from year to year, and states may go in and out of compliance from year to year since they are examined for compliance annually. If a State fails to achieve compliance for just one of the four indicators, it is not considered “in compliance” for this measure, even though the State may be fully compliant for the other three core requirements. The threshold for this indicator is intentionally rigorous, as these core requirements are fundamental components of OJJDP’s mission. The FY 2012 target for state compliance is 96 percent.



OJP established the measure “Percent of program youth who offend or re-offend” for grants that provide funds for direct service delinquency prevention or intervention programs. An offense refers to an "arrest or appearance at juvenile court for a new delinquent offense." The FY 2012

target for this measure is 22 percent. FY 2010 data will be available in March 2011 due to reporting timelines.

Percentage of Youth Who Offend or Reoffend



*FY 2010 data will be available March 2011 due to reporting timelines.

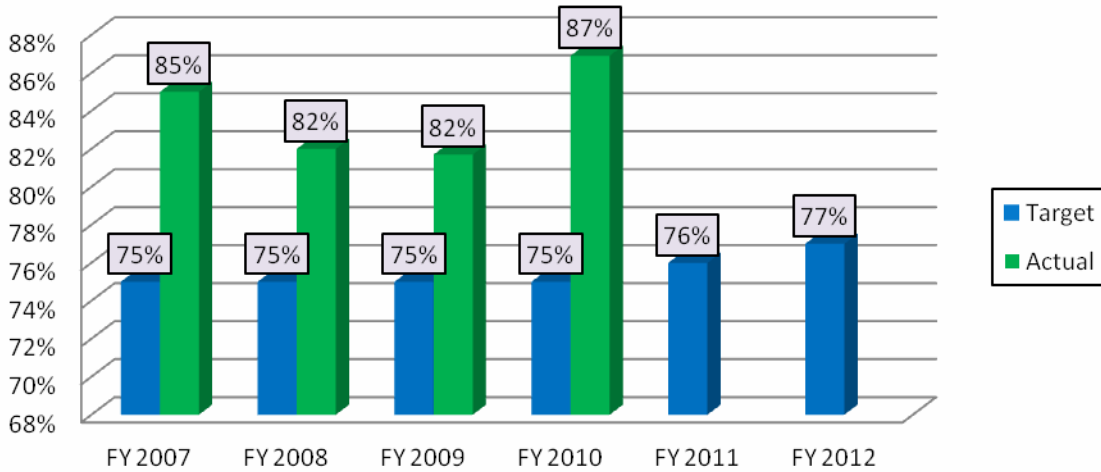
b. Strategies to Accomplish Outcomes

Programs identified under this account directly support DOJ Strategic Objective 3.6: *Promote and strengthen innovative strategies in the administration of state and local justice systems.* Programs also support OJP Strategic Objective 1.4: *Improve the effectiveness of juvenile justice systems.*

AMBER Alert Program

The America’s Missing: Broadcast Emergency Response (AMBER) Alert program has played an increasingly prominent role in OJP’s efforts to protect children from abduction. Over 90 percent of the total number of successful recoveries of abducted children to date has occurred since October 2002, when AMBER Alerts became a coordinated national effort. This progress is attributable to better coordination and training at all levels, increased public awareness, technological advances, and cooperation among law enforcement, transportation officials, and broadcasters. In addition to its successful website (www.amberalert.gov), the AMBER Alert program’s strategy focuses on: (1) strengthening the existing AMBER Alert system; (2) expanding the scope of the AMBER Alert program; and (3) enhancing communication and coordination.

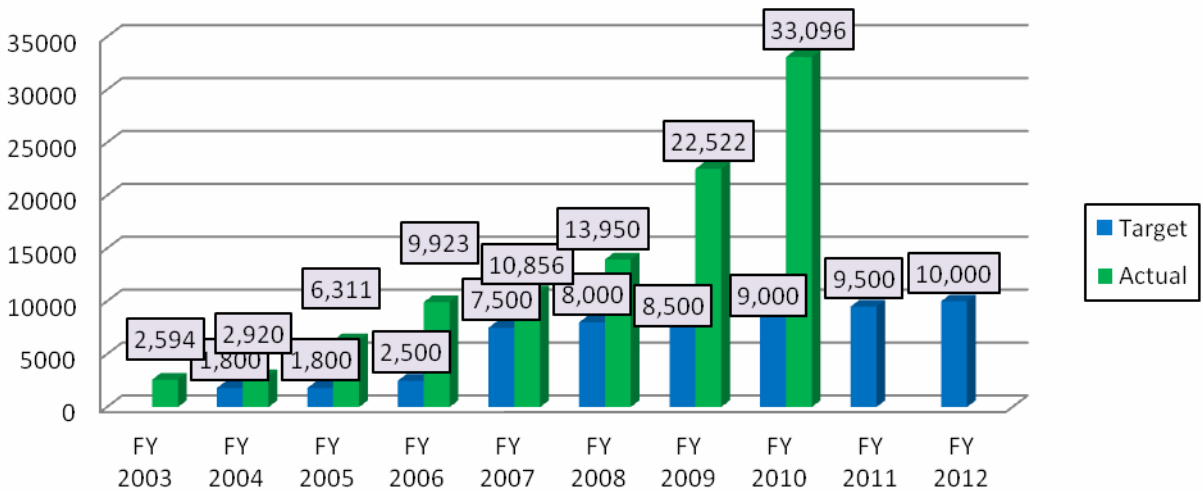
Percent of children recovered within 72 hours of issuance of an AMBER Alert



Internet Crimes Against Children

One of OJP’s most significant responsibilities is supporting efforts to protect America’s children from abuse and exploitation and to investigate crimes against children. In FY 2010, Internet Crimes Against Children (ICAC) Task Forces identified 2,168 child victims through ICAC investigations, reviewed 6,459 complaints of internet predator traveler/child enticement, and made over 5,311 arrests of individuals who sexually exploit children--bringing the arrest total to 23,708 since 1998. Continued partnerships with law enforcement agencies to the ICAC initiative account for the significant performance. Additionally, the growing popularity of peripheral media storage devices coupled with tremendous success in utilizing certain investigative techniques have increased the volume of computers and digital media examinations.

Number of computer forensic exams completed



F. Public Safety Officers' Benefits

(Dollars in Thousands)

<i>Public Safety Officers' Benefits</i> TOTAL	Amount
2010 Enacted with Rescissions	\$70,100
2010 Supplementals	0
2010 Enacted w/Rescissions and Supplementals	\$70,100
2011 CR	70,100
Adjustments to Base and Technical Adjustments	0
2012 Current Services	70,100
2012 Program Increases	13,200
2012 Program Offsets	0
2012 Request	\$83,300
Total Change 2011-2012	\$13,200

1. Account Description

OJP requests \$83.3 million for the Public Safety Officers' Benefits (PSOB) appropriation, which is \$13.2 million above the Continuing Resolution level. Of this amount, \$16.3 million is the discretionary appropriation request and \$67.0 million is the estimated mandatory appropriation. This account provides benefits to public safety officers who are killed or permanently disabled in the line of duty and to the families and survivors of public safety officers killed in the line of duty. This program represents a unique partnership among the U.S. Department of Justice (DOJ); state and local public safety agencies; and national organizations. In addition to administering payment of benefits authorized by 42 U.S.C. 3796 as amended, OJP works closely with national law enforcement and first responder groups, educating public safety agencies regarding the initiative and offering support to families and colleagues of fallen law enforcement officers and firefighters.

The key programs included under this appropriation account are:

- **PSOB Death Benefits**, a one-time financial benefit to survivors of public safety officers whose deaths resulted from injuries sustained in the line of duty, which is funded as a mandatory appropriation.
- **PSOB Disability Benefits**, a one-time financial benefit to public safety officers permanently and totally disabled by catastrophic injuries sustained in the line of duty, which is funded as part of the discretionary appropriation.
- **PSOB Education Benefits**, which provide financial support for higher education expenses (such as tuition and fees, books, supplies, and room and board) to the eligible spouses and children of public safety officers killed or permanently and totally disabled in the line of duty, which is funded as part of the discretionary appropriation.

For additional information and a complete listing of OJP programs, please visit <http://www.ojp.gov>.

2. Performance and Resource Tables

PERFORMANCE AND RESOURCES TABLE										
Appropriation: Public Safety Officers' Benefits (Mandatory, Education, and Disability - BJA)										
WORKLOAD/RESOURCES	Final Target		Estimate		Projected		Changes		Requested (Total)	
	FY 2010		FY 2010		FY 2011 CR		Current Services Adjustments and FY 2012 Program Changes		FY 2012 Request	
Workload										
Number of claims processed	479		485							
Total Dollars Obligated	\$70,100		\$73,498		\$70,100		\$0		\$83,300	
-Claims	\$59,340		\$65,514		\$60,356		\$0		\$74,137	
-Other Services	\$10,760		\$7,984		\$9,744		\$0		\$9,163	
Percent of Dollars Obligated to Funds Available in the FY										
-Claims	84.7%		89%		86.1%				89%	
-Other Services	15.3%		11%		13.9%				11%	
Total Costs and FTE (reimbursable FTE are included, but reimbursable costs are bracketed and not included in the total)	FTE	\$000	FTE	\$000	FTE	\$000	FTE	\$000	FTE	\$000
		\$70,100		\$73,498		\$70,100		\$7,200		\$83,300

3. Performance, Resources, and Strategies – N/A

G. Crime Victims Fund

(Dollars in Thousands)

<i>Crime Victims Fund</i> TOTAL	Amount
2010 Enacted with Rescissions	\$705,000
2010 Supplementals	0
2010 Enacted w/Rescissions and Supplementals	705,000
2011 CR	705,000
Adjustments to Base and Technical Adjustments	0
2012 Current Services	705,000
2012 Program Increases	145,000
2012 Request	850,000
Total Change 2011-2012	\$145,000

1. Account Description

OJP requests an obligation limitation to support \$850.0 million for the Crime Victims Fund (CVF), which is \$145.0 million above the FY 2011 Continuing Resolution level. Unlike other OJP appropriation accounts, CVF is financed by collections of fines, penalty assessments, and bond forfeitures from defendants convicted of federal crimes.

Programs supported by CVF focus on providing compensation to victims of crime and survivors, supporting appropriate victims' service programs and victimization prevention strategies, and building capacity to improve response to crime victims' needs and increase offender accountability. CVF was established to address the continuing need to expand victims' service programs and assist, local, and tribal governments in providing appropriate services to their communities.

In accordance with the statutory distribution formula (authorized by the Victims of Crime Act [VOCA] of 1984, as amended), programs and funding for FY 2012 is distributed as follows:

- Improving Services for Victims of Crime in the Federal Criminal Justice System – Federal Assistance, Coordination, and Compliance. The program provides financial support to federal crime victims; coordinates federal, military, and tribal agency responses to all crime victims; and monitors federal compliance with the Victim and Witness Protection Act of 1982, as well as the Attorney General's Guidelines on Victim and Witness Assistance. Implementation of the Attorney General's Guidelines is accomplished through improving victim service delivery at: 94 U.S. Attorneys Offices; 56 Federal Bureau of Investigations (FBI) Field Offices; FBI's 25 largest Resident Agencies; and 31 positions across Indian Country. Funds enable the enhancement of computer automation for investigative, prosecutorial, and corrections components to meet the victim notification requirements specified in the Attorney General Guidelines, the Nationwide Automated Victim Information and Notification System (VNS). VNS is implemented by the Executive Office for U.S. Attorneys, the Bureau of Prisons, and the FBI.

- Improving the Investigation and Prosecution of Child Abuse Cases – Children’s Justice and Assistance Act Programs in Indian Country. The program helps tribal communities improve the investigation, prosecution and overall handling of child sexual and physical abuse in a manner that increases support for and lessens trauma to the victim. The programs fund activities such as revising tribal codes to address child sexual abuse; providing child advocacy services for children involved in court proceedings; developing protocols and procedures for reporting, investigating, and prosecuting child abuse cases; enhancing case management and treatment services; offering specialized training for prosecutors, judges, investigators, victim advocates, multidisciplinary or child protection teams, and other professionals who handle severe child physical and sexual abuse cases; and developing procedures for establishing and managing child-centered interview rooms. Funding is divided between the U.S. Department of Health and Human Services (which receives 85 percent of the total for state efforts), and OVC (which receives the remaining 15 percent for tribal efforts). Up to \$20.0 million must be used annually to improve the investigation, handling, and prosecution of child abuse cases.

After funding is allocated for the above purpose areas, the remaining funds are available for the following:

- Victims of Crime Act (VOCA) Victim Compensation - Victim Compensation Formula Grant Program: Of the remaining amounts available, 47.5 percent supports grant awards to state crime victims compensation programs to reimburse crime victims for out-of-pocket expenses related to their victimization such as medical and mental health counseling expenses, lost wages, funeral and burial costs, and other costs (except property loss) authorized in a state’s compensation statute.

Annually, OVC awards each state at 60 percent of the total amount the state paid to victims from state funding sources two years prior to the year of the federal grant award. If the amount needed to reimburse states for payments made to victims is less than the 47.5 percent allocation, any remaining amount is added to the Victim Assistance Formula Grant Program funding.

Currently, all 50 states, the District of Columbia, the U.S. Virgin Islands, the Commonwealth of Puerto Rico, and the territory of Guam have victim compensation programs. State compensation programs will continue to reimburse victims for crime related expenses authorized by VOCA as well as cover limited program administrative costs and training.

- Victims of Crime Act (VOCA) Victim Assistance - Victim Assistance Formula Grant Program: Another 47.5 percent of the remaining amounts available support state and community-based victim service program operations. All 50 States plus the District of Columbia, Puerto Rico, and the U.S. Virgin Islands receive a base level of funding plus a percentage based on population. The base funding level is \$0.5 million, and the Northern Mariana Islands, Guam, American Samoa, and Palau receive a base of \$0.2 million in addition to funding based off population. Each year, states are awarded VOCA victim assistance funds to support community-based organizations that serve crime victims.

Grants are made to domestic violence shelters; rape crisis centers; child abuse programs; and victim service units in law enforcement agencies, prosecutors' offices, hospitals, and social service agencies. These programs provide services including crisis intervention, counseling, emergency shelter, criminal justice advocacy, and emergency transportation. States will continue to sub-grant funds to eligible organizations to provide comprehensive services to victims of crime.

- Discretionary Grants/Activities Program - National Scope Training and Technical Assistance and Direct Services to Federal Crime Victims: VOCA authorizes OVC to use up to five percent of funds remaining in the Crime Victims Fund, after statutory set-asides and grants to states, to support national scope training and technical assistance; demonstration projects and programs; program evaluation; compliance efforts; fellowships and clinical internships; and to carry out training and special workshops for presentation and dissemination of information resulting from demonstrations, surveys, and special projects. At least 2.5 percent of the total five percent in discretionary funding must be allocated for national scope training and technical assistance, and demonstration and evaluation projects.
- Antiterrorism Emergency Reserve Fund - The Director of OVC is authorized to set aside up to \$50.0 million in the Antiterrorism Emergency Reserve to meet the immediate and longer-term needs of terrorism and mass violence victims by providing: 1) supplemental grants to states for victim compensation; 2) supplemental grants to states for victim assistance; and 3) direct reimbursement and assistance to victims of terrorism occurring abroad.

The Victims of Trafficking and Violence Prevention Act of 2000 (P.L. 106-386), authorized the establishment of an International Terrorism Victim Expense Reimbursement Program for victims of international terrorism, which includes all U.S. nationals and officers or employees of the U.S. government (including members of the Foreign Service) injured or killed as a result of a terrorist act or mass violence abroad. Funds for this initiative are provided under the Antiterrorism Emergency Reserve and may be used to reimburse eligible victims for expenses incurred as a result of international terrorism. In addition, funds may be used to pay claims from victims of past terrorist attacks occurring abroad from 1988 forward.

For additional information and a complete listing of OJP programs, please visit <http://www.ojp.gov>.

2. Performance and Resource Tables

PERFORMANCE AND RESOURCES TABLE											
Appropriation: Crime Victims Fund											
WORKLOAD/RESOURCES		Final Target		Estimate		Projected		Changes		Requested (Total)	
		FY 2010		FY 2010		FY 2011 CR		Current Services Adjustments and FY 2012 Program Changes		FY 2012 Request	
Workload											
Number of solicitations released on time versus plan		31		30		TBD ¹		TBD		TBD ¹	
Percent of awards made against plan		90%		100%		90%		0%		90%	
Total Dollars Obligated		\$705,000		\$689,416		\$705,000		\$145,000		\$850,000	
-Grants		\$638,730		\$627,440		\$638,730		\$131,370		\$773,500	
-Non-Grants		\$66,270		\$61,976		\$66,270		\$13,630		\$76,500	
Percent of Dollars Obligated to Funds Available in the FY											
-Grants		90.6%		91%		90.6%				91%	
-Non-Grants		9.4%		9%		9.4%				9%	
Total Costs and FTE (reimbursable FTE are included, but reimbursable costs are bracketed and not included in the total)		FTE	\$000	FTE	\$000	FTE	\$000	FTE	\$000	FTE	\$000
			\$705,000		TBD		\$705,000		\$145,000		\$850,000
TYPE/ STRATEGIC OBJECTIVE	PERFORMANCE	FY 2010		FY 2010		FY 2011 CR		Current Services Adjustments and FY 2012 Program Changes		FY 2012 Request	
Long Term/ Outcome	Ratio of victims that received Crime Victims Fund assistance services to the total number of victimizations	0.2010		TBD ²		0.209		0.008		0.217	
Long Term/ Outcome	Ratio of Crime Victims Fund compensation dollars allocated to total economic loss incurred by victims of crime	0.0133		TBD ³		0.0142		0.0009		0.0151	
Annual/ Output	Number of victims that received Crime Victims Fund assistance services	4.3M		TBD ²		4.45M		0.13M		4.58M	
Annual/ Outcome	Percent of violent crime victims that received help from victim agencies	11.9%		TBD ²		12.4%		0.5%		12.9%	

¹The FY 2011 and FY 2012 targets will be established upon appropriation of FY 2011 and FY 2012 funds.

²Data will be available October 2011 due to reporting timelines.

³Data will be available in December 2010 when 2008 National Crime Victimization Survey statistical tables are released.

PERFORMANCE MEASURE TABLE												
Appropriation: Crime Victims Fund												
Performance Report and Performance Plan Targets		FY 2003	FY 2004	FY 2005	FY 2006	FY 2007	FY 2008	FY 2009	FY 2010		FY 2011	FY 2012
		Actual	Actual	Actual	Actual	Actual	Actual	Actual	Target	Actual	Target	Target
Outcome	Ratio of victims that received Crime Victims Fund assistance services to the total number of victimizations	0.157	0.170	0.163	0.158	0.192	0.177	0.176	0.201	TBD ²	0.209	0.217
Outcome	Ratio of Crime Victims Fund compensation dollars allocated to total economic loss incurred by victims of crime	0.0118	0.0120	0.0110	0.0090	0.0097	0.0093	0.0101	0.0133	TBD ³	0.0142	0.0151
Outcome	Percent of violent crime victims that received help from victim agencies	8.6%	9.3%	7.9%	7.4%	8.6%	18.45%	TBD ¹	11.9%	TBD ²	12.4%	12.9%
Output	Number of victims that received Crime Victims Fund assistance services	3.8M	4.1M	3.8M	4.0M	4.4M	3.8M	3.5M	4.3M	TBD ²	4.45M	4.58M

¹ Data will be available March 2011 due to reporting timelines.

² Data will be available October 2011 due to reporting timelines.

³ Data will be available in December 2010 when 2008 National Crime Victimization Survey statistical tables are released.

3. Performance, Resources, and Strategies

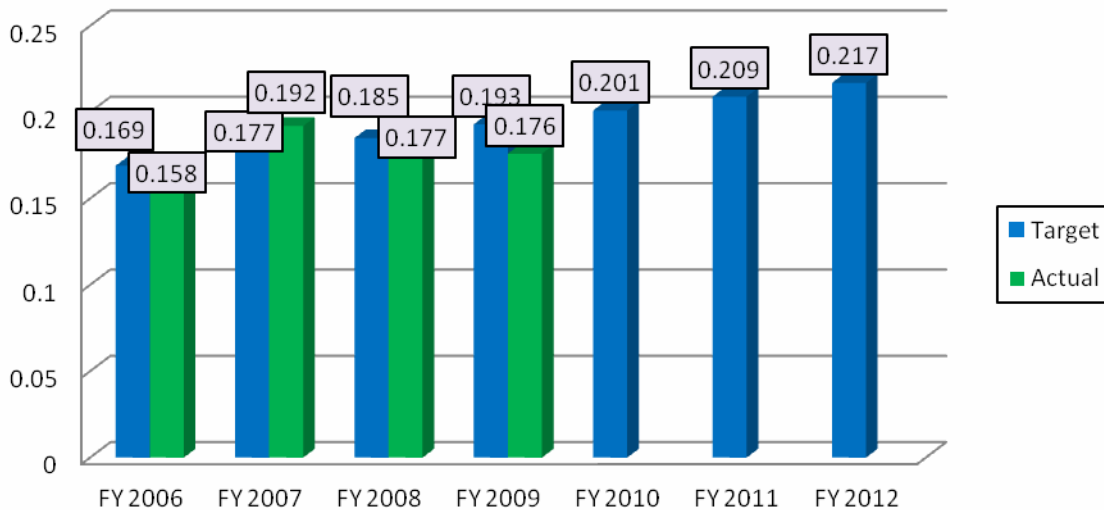
Crime Victims Fund

a. Performance Plan and Report for Outcomes

Crime Victims Fund (CVF) programs are administered by the Office for Victims of Crime (OVC). The mission of OVC is to enhance the Nation’s capacity to assist crime victims and to provide leadership in changing attitudes, policies, and practices that promote justice and healing for all victims. Congress formally established OVC in 1988 through an amendment to the 1984 Victims of Crime Act (VOCA) to provide leadership and funding on behalf of crime victims.

CVF programs continue to provide federal funds to support victim compensation and assistance programs across the Nation. CVF’s performance was favorably reflected by the performance measure, “Ratio of victims that received Crime Victims Fund assistance services to the total number of victimizations.” In FY 2009, OVC achieved an actual ratio of 0.176, which was 91 percent of the target of 0.193. VOCA allocations and the number of victims served are subject to fluctuate. FY 2010 data will not be available until October 2011 due to reporting timelines.

Ratio of Victims that Received Victims Assistance Services to the Number of Victimization



*FY 2010 data will be available March 2011 due to reporting timelines.

b. Strategies to Accomplish Outcomes

CVF programs support DOJ Strategic Goal 3.7: Uphold the rights and improve services to America's crime victims and OJP's Strategic Goal 3: Reduce the impact of crime on victims and hold offenders accountable; OJP Objectives 3.1: Provide compensation and services for victims and their survivors; and 3.2: Increase participation of victims in the justice process. OVC provides compensation and services for victims and their survivors from the CVF.

OJP supports victims in a variety of ways, including working with victims of domestic and international human trafficking, recovering children who have been removed from the U.S., supporting victims of violence against women, and meeting the unique needs of victims in Indian Country. Specific strategies that are implemented include development of victim outreach tools in languages other than English and training on facilitating support meetings for victims of traumatic loss.

V. Program Increases by Item

5. Increase Requests by Item

Item Name:	Preventing Violence Against Law Enforcement and Ensuring Officer Resilience and Survivability Initiative (VALOR)
Budget Appropriation:	State and Local Law Enforcement Assistance
Strategic Goals & Objectives:	DOJ Strategic Goal 2, Objective 2.1 OJP Strategic Goal 1, Objective 1.1
Organizational Program:	Bureau of Justice Assistance
Ranking:	1 of 63
Program Increase:	Positions 0 FTE 0 Dollars +\$3,500,000

Description of Item

The FY 2012 President's Budget requests \$3.5 million for a new initiative to fund a national officer safety training and technical assistance program. This funding will support a wide range of multi-level training that will promote a culture of safety within agencies and personnel—and, ultimately, save officers' lives. This program will leverage research by the Federal Bureau of Investigation's (FBI) Law Enforcement Officer Killed or Assaulted (LEOKA) program to help state, local, and tribal law enforcement officers better prepare themselves for the unique dangers of their profession.

OJP's Bureau of Justice Assistance (BJA) will select a training provider through a competitive process to assemble a cadre of subject matter experts on officer safety issues and develop, deliver, and maintain comprehensive and current training materials. Using several delivery methods (including publications, classroom instruction, and online sessions), training will be provided on line-of-duty medicine, characteristics of armed individuals, active shooter tactics, hidden passenger and commercial vehicle weapons and contraband compartments, and the behavioral and circumstantial factors that can trigger deadly assaults on law enforcement officers. OJP anticipates including material on the following areas:

Training Program/Area of Instruction	Audience
The Deadly Mix—Surviving Potentially Violent Encounters	Line officers, supervisors, Chief Executive Officers (CEOs)
Identifying Armed Gunman	Line officers
SLATT—State and Local Anti-Terrorism Training	Line officers
ALERRT—Active Shooter, Rural Law Enforcement	Line officers
Line-of-duty First Aid	Line officers
Other Modules: Public Safety Officers Benefits (PSOB), Bulletproof Vest Partnership (BVP), threat briefing, concealed weapons, protecting identity, social networking, stops/hidden compartments	Line officers, supervisors, CEOs

Justification

Every line of duty death has tragic and longstanding ramifications. Families are devastated, agencies lose a colleague, and public confidence is eroded. Each death also represents a substantial financial loss by the employing jurisdiction. While the encouraging news is that officer fatalities have trended downward over the past several years, the emergence of ambush attacks that appear to be calculated and premeditated is ominous and destructive to law enforcement-neighborhood partnerships. Further, the large and deadly spree of officer shootings in January 2011 only underscores—sadly—the urgency of need for this initiative.

Reports indicate that the assailant responsible for the deaths of four Oakland officers previously discussed the specific tactics he would use when stopped by police officers. In Lakeland, Washington, four officers were slain in a coffee shop while they were completing end-of-shift reports. In this case, the shooter calmly, confidently, and specifically targeted the officers while ignoring other customers and store staff. More recently, in January 2011, two officers were slain in Miami while attempting to service a homicide warrant, another four officers were wounded when a gunman began firing in a Detroit police precinct and two officers were slain during a firefight of more than 100 rounds in St Petersburg, Florida.

The ordinary, day-to-day business of law enforcement does carry risks. Domestic disturbances are common hazards, mentally ill individuals may prove dangerous, and criminals often resist arrest. However, beyond these ordinary risks lies a threat from anti-government groups that target law enforcement personnel as symbols of a government they fear or hate. Recently, nine members of an anti-government group plotted to kill an officer during a traffic stop and then attack the funeral procession with explosives. Over the past several years, anti-government groups have reportedly grown in numbers and become even more vocal in their criticisms of government.

This training is designed to create alert, knowledgeable officers and encourage supervisors and

executives to focus on officer safety issues. The data collection and analysis components would include data collection on specific safety issues, interviews with offenders and officers, assessment of threats, and case studies. This initiative will also include “after-action” reviews as a technical assistance service to law enforcement in the United States, as well as lessons learned and consultations. In addition, annual FBI LEOKA reports will provide an accurate, continuous gauge of assaults and officer fatalities.

Impact on Performance

This program supports DOJ Strategic Objective 2.1: *Strengthen partnerships for safer communities and enhance the nation’s capacity to prevent, solve, and control crime* as well as OJP Strategic Objective 1.1: *Improve policing and prosecution effectiveness*.

The goal of this initiative is reduced officer injuries and death, and OJP expects these efforts will reach thousands of front-line personnel, supervisors, and law enforcement executives. OJP will make every effort to coordinate this program’s efforts with the officer safety programs of other federal agencies to ensure a unified, effective approach to promoting officer safety at the state, local, and tribal levels.

Funding
(Dollars in Thousands)

Base Funding

FY 2010 Enacted (w/resc./supps)				FY 2011 CR				FY 2012 Current Services			
Pos	Agt/ Atty	FTE	\$(000)	Pos	Agt/ Atty	FTE	\$(000)	Pos	Agt/ Atty	FTE	\$(000)
			\$0				\$0				\$0

Personnel Increase Cost Summary

Type of Position	Modular Cost per Position (\$000)	Number of Positions Requested	FY 2012 Request (\$000)	FY 2013 Net Annualization (change from 2012) (\$000)	FY 2014 Net Annualization (change from 2013) (\$000)
Total Personnel					

Non-Personnel Increase Cost Summary

Non-Personnel Item	Unit Cost	Quantity	FY 2012 Request (\$000)	FY 2013 Net Annualization (Change from 2012) (\$000)	FY 2014 Net Annualization (Change from 2013) (\$000)
Total Non-Personnel			\$3,500		

Total Request for this Item

	Pos	Agt/ Atty	FTE	Personnel (\$000)	Non-Personnel (\$000)	Total (\$000)	FY 2013 Net Annualization (Change from 2012) (\$000)	FY 2014 Net Annualization (Change from 2013) (\$000)
Current Services					\$0	\$0		
Increases					\$3,500	\$3,500		
Grand Total					\$3,500	\$3,500		

5. Increase Requests by Item

Item Name:	Byrne Criminal Justice Innovation Program
Budget Appropriation:	State and Local Law Enforcement Assistance
Strategic Goals & Objectives	DOJ Strategic Goal 2, Objective 2.1 OJP Strategic Goal 1, Objective 1.1
Organizational Program:	Community Capacity Development Office
Ranking:	2 of 63
Program Increase:	Positions 0 FTE 0 Dollars +\$30,000,000

Description of Item

In FY 2012, the President's Budget requests \$30.0 million for the new Byrne Criminal Justice Innovation program, the centerpiece of the Department's place-based strategy. This program was developed in close partnership with the White House, Office of Management and Budget, Domestic Policy Council, and Office of Urban Affairs. Building on concepts employed in the Weed and Seed Program, this new program will support the Administration's Neighborhood Revitalization Initiative (for more information, go to http://www.whitehouse.gov/sites/default/files/nri_description.pdf) by providing demonstration grants in selected communities to support innovative, place-based, evidence-based approaches to fighting crime and improving public safety. The program will be coordinated with the Departments of Education and Housing and Urban Development, among other agencies, in support of the Administration's continued support for cost-effective, place-based policy solutions. This program will be administered by the Community Capacity Development Office (CCDO).

Justification

Many persistent crime and public safety challenges (such as gang activity) cannot be addressed by law enforcement alone. These problems require a comprehensive interagency approach that enables law enforcement, schools, social services agencies, and community organizations to address both the public safety problem and its underlying causes. In addition, recent research findings in areas such as community violence prevention and community policing have demonstrated that law enforcement or crime prevention efforts tailored to address particular problems in a defined area often achieve much better results than more general efforts targeting broader areas. Building on these findings, the Byrne Criminal Justice Innovation Program will encourage communities to develop and implement comprehensive public safety initiatives in defined neighborhood areas. In addition, the program will utilize evidence-based strategies in order to expand knowledge of "what works" (and what doesn't) in this important area.

This new program will build upon CCDO's current infrastructure which supports communities that combine law enforcement, community policing, prevention, intervention, and treatment, and neighborhood restoration. It will include a significant emphasis on interagency collaboration and enable CCDO to work with new and existing partners to further stabilize communities in need.

Impact on Performance

This initiative directly aligns with DOJ's Strategic Objective 2.1: *Strengthen partnerships for safer communities and enhance the Nation's capacity to prevent, solve, and control crime*; and OJP's Strategic Objective 1.1: *Improve policing and prosecution effectiveness*, by providing financial resources and capacity building assistance to localities and their partners enabling them to undertake comprehensive, coordinated strategies to address public safety problems and their underlying causes. Rather than using a single topic or single strategy approach, this flexible program will encourage collaboration across governmental agencies and various community stakeholders. Designed as an interagency approach the Byrne Criminal Justice Innovation Program will promote organizational and resource efficiency, which is especially critical in the current fiscal climate. As a result of this initiative, community-police cooperation will improve, intergovernmental communication and coordination will be enhanced, and serious/violent crime in highly impacted neighborhoods will be reduced.

Funding
(Dollars in Thousands)

Base Funding

FY 2010 Enacted (w/resc./supps)				FY 2011 CR				FY 2012 Current Services			
Pos	Agt/ Atty	FTE	\$(000)	Pos	Agt/ Atty	FTE	\$(000)	Pos	Agt/ Atty	FTE	\$(000)
			\$0				\$0				\$0

Personnel Increase Cost Summary

Type of Position	Modular Cost per Position (\$000)	Number of Positions Requested	FY 2012 Request (\$000)	FY 2013 Net Annualization (change from 2012) (\$000)	FY 2014 Net Annualization (change from 2013) (\$000)
Total Personnel					

Non-Personnel Increase Cost Summary

Non-Personnel Item	Unit Cost	Quantity	FY 2012 Request (\$000)	FY 2013 Net Annualization (Change from 2012) (\$000)	FY 2014 Net Annualization (Change from 2013) (\$000)
Total Non-Personnel			\$30,000		

Total Request for this Item

	Pos	Agt/Atty	FTE	Personnel (\$000)	Non-Personnel (\$000)	Total (\$000)	FY 2013 Net Annualization (Change from 2012) (\$000)	FY 2014 Net Annualization (Change from 2013) (\$000)
Current Services					\$0	\$0		
Increases					\$30,000	\$30,000		
Grand Total					\$30,000	\$30,000		

5. Increase Requests by Item

Item Name:	Attorney General’s Initiative on Children Exposed to Violence
Budget Appropriation:	State and Local Law Enforcement Assistance
Strategic Goals & Objectives:	DOJ Strategic Goal 2, Objective 2.3 OJP Strategic Goal 1, Objective 1.4
Organizational Program:	Bureau of Justice Assistance Office of Juvenile Justice and Delinquency Prevention National Institute of Justice Bureau of Justice Statistics Office for Victims of Crime
Ranking:	3 of 63
Program Increase:	Positions 0 FTE 0 Dollars +\$25,000,000

Description of Item

In FY 2012, the President’s Budget requests \$25.0 million for a new initiative on Children Exposed to Violence. This jointly managed program will be closely coordinated with the Department of Health and Human Services, will build on what has been learned from past and current activities, and will consist of the following components:

Advance Effective Practices at the State, Local, and Tribal Levels

- Comprehensive Demonstration Sites (\$10.0 million) – Up to four sites will receive intensive federal support for at least three years to develop comprehensive responses to children exposed to violence that span strategies of prevention, intervention, treatment, and response. Comprehensive plans will be developed and implemented to make system-wide changes, improve the effectiveness of first responders, improve the coordination and quality of service delivery, and measure performance. Of the requested amount, \$8 million will support grants and assistance to demonstration sites and \$2 million will be used to fund evaluation of the sites. These evaluations will address the impact of implementing a broad range of programs and strategies simultaneously.
- “Seed” Grants for Coordinated Services at State, Local, and Tribal Levels (\$5.0 million) – This funding will support grants to 30 or more communities and multiple states to implement evidence-based intervention and treatment activities for children exposed to violence. This investment will help spread effective practices well beyond the

demonstration sites, and will build the national base of experts and practitioners on children exposed to violence.

- Programmatic and Personnel Funding for Law Enforcement (\$2.0 million) – This funding will support implementation of effective practices by law enforcement as first responders, and hiring for specialized officers. It will be used to enhance law enforcement coordination with service providers and the early identification of children exposed to violence.
- Training and Technical Assistance (\$2.0 million) – Training and technical assistance will be provided to demonstration sites and other localities, states, and tribes under this initiative. Assistance and training will advance understanding of the impact of childhood exposure to violence, developmentally appropriate methods for responding, and evidence-based practices for reducing negative consequences. Activities will include a national conference on children exposed to violence.

Increasing Knowledge, Understanding, and Policy

The Attorney General’s Initiative on Children Exposed to Violence will advance scientific understanding and effective policies for reducing the impact of early exposure to violence.

- National Task Force on Children Exposed to Violence (\$0.5 million) – This funding will support a national task force to review this issue, build on current knowledge, and prepare a definitive statement on the state of knowledge and priorities for addressing children exposed to violence. It will include eight to twelve national experts who will conduct a series of hearings in sites across the nation, meet with other experts in the field, and review literature to prepare their report that will inform federal, state, local, and tribal practice and policy on children exposed to violence.
- Enhanced Statistical Data Collection (\$3.0 million) – This funding will establish and support ongoing statistical collections on children exposed to violence. Currently, there is no ongoing source of national statistical data on this issue. Such statistical information is essential to targeting activities and tracking progress against this widespread problem.
- Applied Research/Field Experiments (\$2.5 million) – This funding will support highly controlled field experiments that build evidence of effective practices. These studies are distinct from the evaluation of the demonstration sites because they allow for more focused research on specific interventions. Also, more targeted studies require shorter time periods to yield actionable findings.

Justification

Every year, millions of children and adolescents in the United States are victimized and exposed to violence in their homes, schools, and neighborhoods. Children who are victims of, or witnesses to, violence may suffer devastating consequences beyond the physical harm. These include: attachment difficulties, regressive behavior, anxiety, depression, and aggression. When these problems go unaddressed, children are at higher risk for school failure, substance abuse, repeat victimization, delinquency, gang involvement, and criminal behavior during adulthood.

Research also shows that positive outcomes are associated with the disruption of violence and

that intervention can interrupt the negative impacts and improve a child's development. In short, mitigating children's exposure to violence is central to breaking the cycle of violence.

Previous efforts have demonstrated that working along a continuum of care that includes prevention, intervention, treatment, and response can reduce further exposure, trauma-related symptoms, and parental stress. It has also been demonstrated that changing systems of care to better respond to the needs of children exposed to violence is a key to success. Much remains to be done to reach the point that localities across the nation are adequately equipped to identify children exposed to violence and to take appropriate action with the child and the family. Children are both vulnerable and resilient. With the proper support and opportunities, they can overcome even serious early-life trauma to become successful and productive members of society. Without proper attention and support from informed adults across the community, these children are much more likely to become future victims or offenders.

Impact on Performance

This program supports DOJ Strategic Objectives 2.3: *Prevent, suppress, and intervene in crimes against children*; and OJP Strategic Objective 1.4: *Improve the effectiveness of the juvenile justice system*. This funding will result in:

- Pilot projects and practices to assist children exposed to violence;
- Pilot projects and practices to implement coordinated evidence-based intervention and treatment activities for children exposed to violence;
- Law enforcement officers with additional training in assisting children exposed to violence and coordinating with other relevant support agencies;
- Training and technical assistance for pilot sites; and
- Statistical and evaluative data, which will be used for future efforts addressing issues concerning children exposed to violence.

Funding
(Dollars in Thousands)

Base Funding

FY 2010 Enacted (w/resc./supps)				FY 2011 CR				FY 2012 Current Services			
Pos	Agt/ Atty	FTE	\$(000)	Pos	Agt/ Atty	FTE	\$(000)	Pos	Agt/ Atty	FTE	\$(000)
			\$0				\$0				\$0

Personnel Increase Cost Summary

Type of Position	Modular Cost per Position (\$000)	Number of Positions Requested	FY 2012 Request (\$000)	FY 2013 Net Annualization (change from 2012) (\$000)	FY 2014 Net Annualization (change from 2013) (\$000)
Total Personnel					

Non-Personnel Increase Cost Summary

Non-Personnel Item	Unit Cost	Quantity	FY 2012 Request (\$000)	FY 2013 Net Annualization (Change from 2012) (\$000)	FY 2014 Net Annualization (Change from 2013) (\$000)
Total Non-Personnel			\$25,000		

Total Request for this Item

	Pos	Agt/ Atty	FTE	Personnel (\$000)	Non-Personnel (\$000)	Total (\$000)	FY 2013 Net Annualization (Change from 2012) (\$000)	FY 2014 Net Annualization (Change from 2013) (\$000)
Current Services					\$0	\$0		
Increases					\$25,000	\$25,000		
Grand Total					\$25,000	\$25,000		

5. Increase Requests by Item

Item Name:	National Forum on Youth Violence Prevention
Budget Appropriation:	Juvenile Justice Programs
Strategic Goals & Objectives:	DOJ Strategic Goal 2, Objective 2.1 OJP Strategic Goal 1, Objective 1.4
Organizational Program:	Office of Juvenile Justice and Delinquency Prevention
Ranking:	4 of 63
Program Increase:	Positions 0 FTE 0 Dollars +\$6,000,000

Description of Item

The FY 2012 President's Budget requests \$6.0 million for the National Forum on Youth Violence Prevention program. The purpose of this initiative is to create a cost-efficient means for participating localities to share challenges and promising strategies with each other and to explore how federal agencies can better support local efforts to address youth violence. This program will be administered by the Office of Juvenile Justice and Delinquency Prevention.

Justification

The National Forum on Youth Violence Prevention will enable cities to develop or enhance effective comprehensive plans to prevent youth and gang violence in their cities, using multi-disciplinary partnerships, balanced approaches and data-driven strategies. The program aims to reduce violence, improve opportunities for youth, and encourage innovation at the local and federal levels. Local law enforcement agencies, educators, public health providers, community and faith-based organizations, parents and youth will be engaged to improve public safety. Program sites will learn from each other how best to address the complex and urgent problem of youth violence. The local youth violence reductions plans are the result of a process that has included and demonstrates the commitment, support, and leadership of the Mayor, Chief of Police, Superintendent of Schools, US Attorney, and other key stakeholders (e.g. local foundations and community and faith-based organizations)

In FY 2010 and 2011, the Forum sites have developed comprehensive, multi-strategy plans to address the youth violence in their cities. Boston, Chicago, Detroit, Memphis, Salinas, and San Jose have come together with National and local leaders to more effectively identify needs and target scarce resources in the most violent areas in their cities. The Department of Justice and the Department of Education have supported this initiative by forging a relationship with numerous federal agencies and through coordinated technical assistance to the sites. For example, this technical assistance has come in the form of: training on how to best collect and analyze data; the best practices to addressing truancy; coalition building; strategic planning to address serious violence; addressing youth gangs; and developing coordinated management information systems.

In FY 2012, the Forum will expand from six sites to 18.

Impact on Performance

This program supports DOJ Strategic Objective 2.1: *Strengthen partnerships for safer communities and enhance the Nation's capacity to prevent, solve, and control crime.* It also supports OJP's Strategic Objective 1.4: *Improve the effectiveness of juvenile justice systems.*

This program will aim to reduce violence, improve opportunities for youth, and encourage innovation at the local and federal levels.

Funding
(Dollars in Thousands)

Base Funding

FY 2010 Enacted (w/resc./supps)				FY 2011 CR				FY 2012 Current Services			
Pos	Agt/Atty	FTE	\$(000)	Pos	Agt/Atty	FTE	\$(000)	Pos	Agt/Atty	FTE	\$(000)
			\$0				\$0				\$0

Personnel Increase Cost Summary

Type of Position	Modular Cost per Position (\$000)	Number of Positions Requested	FY 2012 Request (\$000)	FY 2013 Net Annualization (Change from 2012) (\$000)	FY 2014 Net Annualization (Change from 2013) (\$000)
Total Personnel					

Non-Personnel Increase Cost Summary

Non-Personnel Item	Unit Cost	Quantity	FY 2012 Request (\$000)	FY 2013 Net Annualization (Change from 2012) (\$000)	FY 2014 Net Annualization (Change from 2013) (\$000)
Total Non-Personnel			\$6,000		

Total Request for this Item

	Pos	Agt/Atty	FTE	Personnel (\$000)	Non-Personnel (\$000)	Total (\$000)	FY 2013 Net Annualization (Change from 2012) (\$000)	FY 2014 Net Annualization (Change from 2013) (\$000)
Current Services					\$0	\$0		
Increases					\$6,000	\$6,000		
Grand Total					\$6,000	\$6,000		

5. Increase Requests by Item

Item Name:	Race to the Top-Style Juvenile Incentive System Improvement Grant
Budget Appropriation:	Juvenile Justice Programs
Strategic Goals & Objectives:	DOJ Strategic Goal 2, Objective 2.4 OJP Strategic Goal 1, Objective 1.4
Organizational Program:	Office of Juvenile Justice and Delinquency Prevention
Ranking:	5 of 63
Program Increase:	Positions 0 FTE 0 Dollars +\$120,000,000

Description of Item

The FY 2012 President's Budget requests \$120.0 million for a Race to the Top-Style Juvenile Incentive System Improvement Grants program, under the Juvenile Justice account. This new grant program will consolidate existing formula grants targeting juvenile system improvements. Unlike the existing formula grant distribution of funds, the program will be competitive and will make awards to the states that demonstrate the highest achievement in key juvenile justice reforms and go beyond minimal compliance with basic mandates.

Justification

Since reaching a high in 1994, the arrest rate for juveniles has dropped dramatically—the juvenile violent crime arrest rate has declined by 45 percent; the overall juvenile arrest rate has dropped 32 percent. Unfortunately, this decrease has not occurred at the same rate in other areas of the juvenile justice system, such as juvenile court caseloads and juveniles in custody facilities. Specifically, compared to the drop in juvenile arrests, the juvenile court delinquency case rate has dropped only 15 percent and the custody placement rate has dropped 26 percent. Indications are that, despite the decrease in crime, too many youth are still being formally handled by the juvenile justice system at significant cost to state and local governments. Many states continue to hold nonviolent and status offenders in detention and corrections; and many indigent youthful offenders who are formally handled in the state(s) juvenile justice system lack meaningful access to counsel.

The new competitive program will build on the successes of the formula grants program and provide a mechanism to address those juvenile justice improvements that have progressed too slowly under the existing model. This program, which will be administered by the Office of Juvenile Justice and Delinquency Prevention (OJJDP), will provide incentives to make needed additional improvements through a competitive process. Key factors for award selection will include:

- Proof of meaningful statewide and local collaboration of juvenile justice stakeholders in all stages of planning and implementation of the Juvenile Justice programming. Stakeholders should include, but are not limited to: law enforcement, courts, prosecutors, public defenders, social services, medical, mental health, substance abuse, families of youth in the system, education and work-force development.
- A record of compliance with mandates of the Juvenile Justice and Delinquency Prevention Act of 1974, to separate youth from adult offenders, removal of youth from adult jails and detention facilities and the de-institutionalization of status offenders from juvenile facilities.
- Meaningful and effective state-wide efforts aimed at compliance with the mandate of the Juvenile Justice and Delinquency Prevention Act of 1974, to reduce the disproportionate contact of minority youth with the juvenile justice system, to include the use of data to track progress at key points in the juvenile justice system.
- The ability to demonstrate successful implementation of Juvenile Justice strategies, programs and procedures that are modeled on evidence-based practices with proven success.
- The development and use of validated risk assessment tools to determine and implement alternatives to detention and reduce unnecessary prosecutions and detention.
- Employment of diversion strategies, which include adoption of family and juvenile problem solving courts, administrative sanctions, alternative dispute resolution, community-based responses, and other alternatives for low level juvenile offenders.
- Demonstrated improvement of outcomes for youth in the system including recidivism of youth in the system.

The program builds on OJJDP's previous juvenile systems grant initiative programs which include:

- **JJDP Act Title II Part B: Formula Grants Program** assists, state territories, and Indian tribes in planning, operating, and evaluating projects to prevent at-risk youth from entering the juvenile justice system or intervene with first-time and non-serious offenders to maximize their chances of leading productive, successful lives.
- **Juvenile Accountability Incentive Block Grant Program (JABG)** reduces juvenile offending through offender and system-focused accountability. JABG is authorized by 42 U.S.C. 379ee-10(a), funds block grants to states to support a variety of accountability-based programs. The basic premise underlying the JABG program is that both the juvenile offender and the juvenile justice system are held accountable.

Consolidated under one funding stream, states that are in compliance with the core requirements

of the JJDP Act will be eligible to compete for funding to address items that were supported with the above funds or other improvements.

Impact on Performance

This program directly supports DOJ Strategic Objective 2.1: *Strengthen partnerships for safer communities and enhance the Nation's capacity to prevent, solve, and control crime*. It also supports OJP's Strategic Objective 1.4: *Improve the effectiveness of juvenile justice systems*.

Funding
(Dollars in Thousands)

Base Funding

FY 2010 Enacted (w/resc./supps)				FY 2011 CR				FY 2012 Current Services			
Pos	Agt/Atty	FTE	\$(000)	Pos	Agt/Atty	FTE	\$(000)	Pos	Agt/Atty	FTE	\$(000)
			\$0				\$0				\$0

Personnel Increase Cost Summary

Type of Position	Modular Cost per Position (\$000)	Number of Positions Requested	FY 2012 Request (\$000)	FY 2013 Net Annualization (Change from 2012) (\$000)	FY 2014 Net Annualization (Change from 2013) (\$000)
Total Personnel					

Non-Personnel Increase Cost Summary

Non-Personnel Item	Unit Cost	Quantity	FY 2012 Request (\$000)	FY 2013 Net Annualization (Change from 2012) (\$000)	FY 2014 Net Annualization (Change from 2013) (\$000)
Total Non-Personnel			\$120,000		

Total Request for this Item

	Pos	Agt/Atty	FTE	Personnel (\$000)	Non-Personnel (\$000)	Total (\$000)	FY 2013 Net Annualization (Change from 2012) (\$000)	FY 2014 Net Annualization (Change from 2013) (\$000)
Current Services					\$0	\$0		
Increases					\$120,000	\$120,000		
Grand Total					\$120,000	\$120,000		

5. Increase Requests by Item

Item Name:	Personnel and Essential IT Resources for OJP Operations
Budget Appropriation:	Salaries and Expenses
Strategic Goals & Objectives:	DOJ Strategic Goals 2 and 3 OJP Strategic Goals 1, 2, 3, and 4
Organizational Program:	All OJP Bureaus and Program Offices
Ranking:	6 of 63
Program Increase:	Positions 28 FTE 36 Dollars +\$39,602,000

Description of Item

In FY 2012, OJP requests an increase of \$39.6 million, 28 permanent positions, and 36 FTE for the Salaries and Expenses (S&E) account. These personnel and resources are essential to OJP's efforts to fulfill its stewardship obligations, ensure transparency and accountability in the use of federal grant funding, and improve the efficiency and productivity of its day-to-day operations.

Justification

OJP seeks the following increases:

Personnel Support for Current OJP Activities: \$2.239 million; 28 Positions, 14 FTE

- **Sex Offender Sentencing, Monitoring, Apprehending, Registering and Tracking (SMART) Office (\$0.429 million; 5 Positions, 3 FTE):** These new positions will help the SMART Office administer grants to, and coordinate the training and technical assistance for, state, local, and tribal jurisdictions to support their implementation of the Sex Offender Registration and Notification Act (SORNA). These additional positions are needed to ensure that the SMART Office has the capacity needed to manage and monitor the increased number of grants that will be made with the resources provided by the Implementation of the Adam Walsh Act program included in this budget request.
- **Office of the Chief Information Officer (\$0.291 million; 3 Positions, 1 FTE):** These positions are to support the redesign of the Community Partnership Grants Management System (CPGMS) and improvements to OJP's enterprise architecture. (Additional support for these initiatives is requested below).
- **OJP Support Personnel (\$1.519 million; 20 Positions, 10 FTE):** These positions will play a vital role in enabling OJP to address its growing grant and financial management

responsibilities and implement new transparency and Open Government reporting requirements.

Specifically, these personnel will focus on these issues:

- Conducting critical testing of key financial, information technology, and grant management processes to identify and rectify the potential for waste, fraud, and abuse, as required by Office of Management and Budget Circular A-123.
- Working closely with grantees to implement corrective actions necessary to address the significant grants and financial management issues identified in over 200 audit reports annually issued by the DOJ Office of the Inspector General (OIG).
- Analyzing questioned costs in grant and single audit reports to determine unallowable or unsupported costs and seek the return to DOJ of approximately \$10 million annually from grantees for unallowable or unsupported costs.
- Managing a high risk grantee designation program to ensure that program offices address a grantee's risk status during the grant award process and as needed impose special conditions on awards to high risk grantees covering a range of sanctions, including withholding of funds.

Management and Administration Resources: \$37.363 million; 0 Positions; 22 FTE

- **Restoration of Base (\$9.500 million, 22 FTE):** This funding will support the restoration of 22 FTE to return OJP's FTE ceiling to its FY 2007 position level. These additional 22 FTE will play a vital role in enabling OJP to address its growing grant and financial management responsibilities and implement new transparency and Open Government reporting requirements.
- **Previously Distributed Costs (\$6.700 million):** This funding will support necessary expenses for the management and administration (M&A) of OJP grant programs, as well as the Office of Audit, Assessment, and Management (OAAM). The Omnibus Appropriations Act of 2009 (P.L. 111-8) established a new S&E account for OJP. After the FY 2010 President's Budget was submitted, staff of the House and Senate Subcommittees on Appropriations for Commerce, Justice, Science, and Related Agencies advised OJP that certain costs previously distributed to OJP programs should now be funded from the S&E account. This budget request and increase paper assumes the consensus achieved between the Administration and Congress by specifying that peer review is to be funded from the program accounts rather than from the S&E account.
- **Essential Management and Administrative Resources/Contractual Services (\$13.013 million):** This funding will ensure OJP has the necessary management and administrative structure and resources needed to accomplish Administration and Congressional priorities and ensure sound stewardship of OJP's multi-billion dollar annual grants programs. These funds support contractual services for OJP's mission-

essential tasks, including grants management, financial management, and general administrative functions.

- **Community Partnership Grants Management System (CPGMS) and Enterprise Architecture (\$8.150 million):** OJP information technology (IT) systems play a critical role in enabling the agency to serve thousands of grantees in a timely, efficient manner and support grants. These systems play an important part in supporting financial management activities and enabling OJP's Office of the Chief Financial Officer and OAAM to ensure accountability for federal funds. This funding will provide resources to support and modernize CPGMS and OJP's Enterprise Architecture.

Specifically, OJP requests the following funding:

- \$6.400 million for the second phase update of the Grants Management System (GMS) with current technology and methodologies to minimize risk of system failure and improve service to the thousands of OJP grantees who use the GMS system and the OJP users who rely on GMS to provide responsive service to grant applicants and recipients. GMS is used by the public to apply for grants, by the recipients of OJP and OVW grants for all award and post-award grant activities, and by OJP staff to conduct all pre- and post-award grant activities. GMS supports approximately 2,000 federal users and 70,000 grant applicants and recipients. GMS reached its scheduled end-of-life standards for hardware and software in FY 2008.
- \$1.750 million for OJP operations to maintain critical information technology (IT) services and infrastructure that support the work of all of OJP's bureaus and program offices. This will include existing web enabled services; IT security monitoring and surveillance; data storage and IT resources for the Rockville and Dallas data centers; and training and technical assistance support for OJP's research and statistical data collection activities.

Impact on Performance

The personnel and resources included in this request will enable OJP and the Department to carry out their financial stewardship and transparency obligations, ensure that federal grant funding is used efficiently, improve the efficiency of OJP operations, and provide prompt and complete reporting on grants and programs to Congress, grantees, and the general public. This request ensures that there will be enough personnel in place to monitor important new programs (such as the Implementation of the Adam Walsh Act program), provide the IT support necessary to keep OJP programs running smoothly, and oversee OJP's growing portfolio of programs and grants.

The Administration and Congress share concern about the current state of the nation's economy. The President's Budget reflects the President's commitment to cutting the deficit and restoring fiscal sustainability. This request has been carefully reviewed to ensure that only resources vital to meeting OJP's existing responsibilities are included.

Funding
(Dollars in Thousands)

Base Funding

FY 2010 Enacted (w/resc./supps)				FY 2011 CR				FY 2012 Current Services			
Pos	agt/atty	FTE	\$(000)	Pos	agt/atty	FTE	\$(000)	Pos	agt/atty	FTE	\$(000)
702		680	\$160,218	702		680	160,218	702		680	\$168,753

Personnel Increase Cost Summary

Type of Position	Modular Cost per Position (\$000)	Number of Positions Requested	FY 2012 Request (\$000)	FY 2013 Net Annualization (change from 2012) (\$000)	FY 2014 Net Annualization (change from 2013) (\$000)
GS-0301-7 (SMART)	\$104	1	\$66	\$17	\$0
GS-0301-9 (SMART)	\$116	1	\$72	\$25	\$0
GS-0301-13 (SMART)	\$165	2	\$194	\$75	\$0
GS-1101-13 (SMART)	\$165	1	\$97	\$75	\$0
GS-0301-13 (OCIO)	\$165	3	\$291	\$75	\$0
GS-0301-9 (OJP)	\$116	10	\$724	\$248	\$0
GS-0301-11 (OJP)	\$131	10	\$795	\$294	\$0
Total Personnel		28	\$2,239	\$810	\$0

Non-Personnel Increase Cost Summary

Non-Personnel Item	Unit Cost	Quantity	FY 2012 Request (\$000)	FY 2013 Net Annualization (Change from 2012) (\$000)	FY 2014 Net Annualization (Change from 2013) (\$000)
Total Non-Personnel			\$37,363		

Total Request for this Item

	Pos	Agt/Atty	FTE	Personnel (\$000)	Non-Personnel (\$000)	Total (\$000)	FY 2013 Net Annualization (Change from 2012) (\$000)	FY 2014 Net Annualization (Change from 2013) (\$000)
Current Services	702		680			\$168,753	\$0	
Increases	28		36	\$2,239	\$37,363	\$39,602	\$810	
Grand Total	730		716			\$208,355	\$810	

5. Increase Requests by Item

Item Name:	Justice Information Sharing and Technology: Nationwide Suspicious Activity Reporting Initiative
Budget Appropriation:	State and Local Law Enforcement Assistance
Strategic Goals & Objectives:	DOJ Strategic Goal 2, Objective 2.1 OJP Strategic Goal 1, Objective 1.1, 1.3
Organizational Program:	Bureau of Justice Assistance
Ranking:	8 of 63
Program Increase:	Positions 0 FTE 0 Dollars + \$12,000,000

Description of Item

The FY 2012 President's Budget requests \$12.0 million for the Justice Information Sharing and Technology (JIST) program. Administered by the Bureau of Justice Assistance, this program will provide support for the development of a national Suspicious Activity Reporting (SAR) system for federal, state, local, and tribal law enforcement, criminal justice, and public safety agencies through the Nationwide Suspicious Activity Reporting Initiative (NSI). The JIST program will also support efforts to enhance and expand state, local, and tribal justice information systems to provide a solid foundation for implementing nationwide information sharing efforts such as the NSI.

The NSI is committed to establishing an effective and efficient SAR process for use by federal, state, local, and tribal agencies that focus on identifying suspicious activity with a potential nexus to terrorism and coordinating any resulting investigations with the Joint Terrorism Task Forces (JTTF) to disrupt planned terrorist activity. NSI has already developed a SAR system suitable for nationwide use, tested it through an initial wave of twelve deployments at state and local intelligence fusion centers, and developed a four-year deployment plan to bring this system to 50 more intelligence fusion centers. This initiative will fund installation of the SAR system at state and local intelligence fusion centers (including any necessary equipment and infrastructure), and training, technical assistance, outreach and strategic planning efforts conducted by NSI to support the SAR system.

OJP anticipates allocating funding to support the JIST program as follows:

- **Building Communities of Trust** will focus on stakeholder coordination and outreach at the state, local, and tribal levels and among all partners involved in fusion centers selected for deployment of the SAR system (\$0.1 million);
- **NSI Operational Support** will fund continued operation of an information sharing portal that will provide global search capability to all fusion centers participating in the SAR

system, as well as computer hardware and software needed for NSI initiatives, helpdesk support for NSI users nationwide, and outreach and communications to increase awareness and adoption of NSI (\$1.4 million);

- **Infrastructure Upgrades** will support efforts to upgrade current NSI information technology infrastructure and promote consistent usage of NSI-issued functional standards (\$1.0 million);
- **SAR Roll-out and Implementation** will fund installation of the SAR system at an additional 25 fusion centers, including support for training, technical assistance, and the development of any privacy policies necessary to implement SAR reporting (\$1.5 million);
- **Preliminary Planning** will support planning for deployment of the SAR system to the next group of 25 fusion centers to ensure that all DHS-recognized state and local intelligence fusion centers are included in the SAR system (\$0.3 million);
- **Support for Program Management Office Operations** will cover personnel, meeting, and administrative support for NSI programs (\$0.6 million);
- **Expansion of DOJ's Global Justice Information Sharing Initiative** will support the operations of the Global Initiative's five working groups and the Global Advisory Committee (GAC), publication development and distribution, web site maintenance and development, communications and outreach costs, and technical assistance in support of the Global initiative's mission (\$4.0 million);
- **Investment in State, Local, and Tribal Criminal Justice Information Sharing Infrastructure** will support initiatives focused on modernizing and improving state, local, and tribal criminal justice information sharing systems, with an emphasis on compliance with information sharing standards and best practices (\$1 million);
- **Training and Technical Assistance to Enhance State and Local Justice Information Sharing** will address a variety of relevant issues, such as implementing technology standards including the use of National Information Exchange Model (NIEM), applying national policy and guidelines, protecting privacy and civil liberties, addressing and responding to cybercrime, maintaining an information sharing knowledgebase and helpdesk, site visits to communities requesting assistance, and working with subject matter experts to help state and local agencies implement effective justice information sharing systems (\$1.6 million); and
- **Implementation of expanded or innovative justice information sharing systems** will support demonstration grants to test innovative approaches to criminal justice information sharing and assist small and rural law enforcement and criminal justice agencies with the costs of key national systems and initiatives (\$0.5 million).

Justification

The NSI SAR system allows users across the nation to search and analyze locally stored data related to suspicious activities with a potential nexus to terrorism, enabling law enforcement agencies to identify and prevent potential acts of terrorism. SARs (also related to field interviews or encounters) are collected on a daily basis and may, when analyzed collectively, provide critical data in detecting and responding to criminal and terrorist threats. Until recently, there was no nationwide process or technical capability for these reports to be shared and analyzed beyond state or major urban area boundaries. NSI will help participants at all levels of government adopt compatible processes, policies, best practices, and standards that foster broader sharing of SARs, while ensuring that privacy and civil liberties are adequately protected.

The NSI has already demonstrated results in various locations throughout the U.S. by “connecting the dots” between suspicious activity and ongoing JTTF investigations. In particular, it played an important part in facilitating information sharing within New York’s JTTF following the recent Times Square bombing attempt. Without the funding and services that this request will support, efforts to implement an effective nationwide SAR process can be continued only on an *ad hoc* basis, leaving the nation vulnerable to the increasingly sophisticated terrorist that threaten it.

The funding requested for the Global Justice Information Sharing Initiative and investments in state, local, and tribal justice information systems will allow the Department to ensure that state, local, and tribal law enforcement and criminal justice agencies enjoy the full benefits of expanded justice information sharing. To date, OJP has funded the Global Initiative and its operations from discretionary resources, which creates significant uncertainty about the continuation of funding for information sharing activities from year to year. This request would create a stable source of funding for the Global Initiative and its work with state, local and tribal law enforcement and criminal justice agencies. It would also provide much-needed grant funding and technical support to help state and local agencies improve existing systems or develop new ones to ensure compliance with the NIEM standard and enhance automated sharing of criminal justice information throughout the nation.

Impact on Performance

This program supports DOJ Strategic Objective 2.1: *Strengthen partnerships for safer communities, and enhance the Nation’s capacity to prevent, solve, and control crime.* The program also corresponds with OJP Strategic Objective 1.1: *Improve policing and prosecution effectiveness* as well as 1.3: *Increase the availability and use of technological resources for combating crime.*

Funding
(Dollars in Thousands)

Base Funding

FY 2010 Enacted (w/resc./supps)				FY 2011 CR				FY 2012 Current Services			
Pos	Agt/ Atty	FTE	\$(000)	Pos	Agt/ Atty	FTE	\$(000)	Pos	Agt/ Atty	FTE	\$(000)
			\$0				\$0				\$0

Personnel Increase Cost Summary

Type of Position	Modular Cost per Position (\$000)	Number of Positions Requested	FY 2012 Request (\$000)	FY 2013 Net Annualization (change from 2012) (\$000)	FY 2014 Net Annualization (change from 2013) (\$000)
Total Personnel					

Non-Personnel Increase Cost Summary

Non-Personnel Item	Unit Cost	Quantity	FY 2012 Request (\$000)	FY 2013 Net Annualization (Change from 2012) (\$000)	FY 2014 Net Annualization (Change from 2013) (\$000)
Total Non-Personnel			\$12,000		

Total Request for this Item

	Pos	Agt/ Atty	FTE	Personnel (\$000)	Non-Personnel (\$000)	Total (\$000)	FY 2013 Net Annualization (Change from 2012) (\$000)	FY 2014 Net Annualization (Change from 2013) (\$000)
Current Services					\$0	\$0		
Increases					\$12,000	\$12,000		
Grand Total					\$12,000	\$12,000		

5. Increase Requests by Item

Item Name:	Problem Solving Justice
Budget Appropriation:	State and Local Law Enforcement Assistance
Strategic Goals & Objectives:	DOJ Strategic Goal 3, Objective 3.6 OJP Strategic Goal 2, Objective 2.1
Organizational Program:	Bureau of Justice Assistance
Ranking:	9 of 63
Program Increase:	Positions 0 FTE 0 Dollars +\$57,000,000

Description of Item:

The FY 2012 President's Budget requests \$57.0 million for the Problem Solving Justice program, which will consolidate two successful programs – the Drug Courts and Mentally Ill Offender Act programs – and build on their accomplishments by expanding the use of problem solving court strategies at the state, local, and tribal levels. This program will establish a comprehensive national initiative that will encourage research-based continuums of local justice system responses for drug involved offenders and problem solving strategies for addressing community crime problems and other priority offender populations.

The Problem Solving Justice program will provide policy development, training, technical assistance, and grant funding for jurisdictions to develop a continuum of responses to crime problems and offenders (particularly drug involved offenders), informed by science, that appropriately address offender risks and needs, and build on the success of the Drug Court program and other problem solving approaches. These earlier programs have proven that tailored interventions that address offender needs and criminogenic risks will reduce recidivism and effectively address the underlying social and psychological issues that lead to involvement in the criminal justice system.

The Problem Solving Justice program will fund the following activities:

- **Implementation of Local Problem Solving Strategies in the Criminal Justice Continuum:** This initiative will help state, local, and tribal jurisdictions assess their criminal justice systems and offender populations, and map community resources to provide appropriate interventions and sanctions. Efforts will focus on the following areas that will promote the use of data driven, evidence-based strategies to address offender needs.
 - Strategic planning to support informed decision-making on strategies to address offenders' needs and assess the risk they pose to their local communities;

- Developing a continuum of responses for drug involved offenders, to include drug courts, pretrial diversion programs, and creative sentencing;
 - Developing a better understanding of how problem solving justice strategies work, their resource requirements, coordinated case management, best practices for problem solving justice strategies, and how to evaluate their effectiveness;
 - Implementing problem solving strategies in “problem” not “specialty” courts to help jurisdictions respond to crime problems in a more effective manner; and
 - Translating the core principles of problem solving justice into the mainstream of court operations to bring the benefits of problem solving strategies to every community.
- **Drug Court Program:** The Drug Court program provides grants and technical assistance to state, local, and tribal governments to support the development, expansion, and enhancement of drug courts. This component builds on the successes of OJP’s 15 years of experience with drug courts. With over 2,500 drug treatment courts nationwide, one of OJP’s primary goals for this component is to build capacity within existing drug courts and to determine whether drug courts are targeting offenders who are appropriate for admission to their programs. Grantees will be asked to explore strategies for targeting the greatest number of appropriate offenders and examine screening instruments to evaluate whether the programs are effectively identifying eligible and appropriate individuals for drug court programs. OJP will also use experts in the field to examine how drug courts are different today, how they have evolved from the original model and current barriers to compliance with the 10 key components of the drug court model.
 - **Problem Solving Efforts to Address Offenders with Mental Illnesses:** This program will assist states, tribes, and units of local government in designing and implementing collaborative efforts between criminal justice and mental health systems, improving access to effective treatment for offenders with mental illnesses or co-occurring mental health and substance use disorders. Some of the initiatives that may be supported by this program include law enforcement crisis intervention teams, mental health courts, mental health/substance abuse treatment programs that address co-occurring illnesses, diversion programs, reentry planning initiatives for offenders with mental health concerns, and cross-training of criminal justice, mental health, and law enforcement personnel. In addition to awarding grants, this component will provide training and technical assistance to grant recipients and encourage them to foster collaboration between state and local governments that foster problem solving efforts targeted to mental illness and the justice system.

Justification

Many of the offenders who encounter the criminal justice system are individuals with medical, psychological, and social problems. These cases are increasing in number and pose particular challenges for courts, both large and small. Traditional criminal justice and court processes were not designed to address the underlying social and psychosocial issues that lead these cases to the

criminal justice system and all too often, the courtroom. When the underlying social, physical, and psychological problems of offenders are not addressed, this can result in the problems resurfacing later as new cases. To remedy this problem, the Problem Solving Justice program will help state, local, and tribal governments develop multi-faceted strategies that bring criminal justice (particularly the courts), social services, and public health agencies, as well as community organizations, together to develop system-wide responses to offender risks.

This request provides continuing support for jurisdictions seeking to meet offenders' needs through drug courts. Evidence from a number of studies indicates that drug court graduates are rearrested less than their comparison groups.¹ Rigorous studies examining long-term outcomes of individual drug courts have found that reductions in crime last at least three years and can endure for over 14 years. In addition, drug courts produce cost savings ranging from \$4,000 to \$12,000 per offender. These cost savings reflect reduced jail and prison costs, reduced revolving door arrests and trials, reduced victimization, and enhanced public safety.

This request also continues support for efforts to divert mentally ill persons from the justice system when possible and to address the problem of access to treatment for people with mental illness involved in the criminal justice system. According to a report by the Bureau of Justice Statistics,² in 2005, more than half of all prison and jail inmates had a mental health problem, including 705,600 inmates in state prisons, 78,800 in federal prisons, and 479,900 in local jails. The proportion of inmates who received treatment after they were admitted is relatively low: 34 percent for state prisoners, 24 percent for federal prisoners, and 17 percent for offenders in local jails.³ Without treatment, conditions can worsen and offenders can be a greater threat to themselves and others when they leave jail or prison. This initiative will help state, local, and tribal jurisdictions intervene as early as possible for offenders with mental illness so that they do not cycle back into the system without receiving the treatment they need.

Finally, this initiative will build on the success of other programs that OJP currently administers. The activities funded by this initiative, in coordination with programs such as the Smart Policing, Residential Substance Abuse Treatment (RSAT), and Second Chance Act programs, will help communities implement data-driven, evidence-based approaches that meet the needs of offenders involved at any point in the criminal justice system continuum.

¹ *Research on drug courts: A critical review: 2001 update*. NIJ, 2006; Belenko, 2001; GAO, 2005.

² *Mental Health Problems of Prison and Jail Inmates*. James & Glaze, 2006.

³ Id.

Impact on Performance

This initiative will support DOJ Strategic Objective 3.6: *Promote and strengthen innovative strategies in the administration of state and local justice systems* and OJP Strategic Objective 2.1: *Improve the adjudication of state, local, and tribal laws.*

The components of this initiative will address the goals listed above and improve responses to offenders with medical, psychological, and social problems that contribute to their criminal behavior. The Problem Solving Justice program will enable state, local, and tribal governments to improve public safety, reduce recidivism, and provide a framework for comprehensive criminal justice responses that meets the unique needs of their offenders.

Funding
(Dollars in Thousands)

Base Funding

FY 2010 Enacted (w/resc./supps)				FY 2011 CR				FY 2012 Current Services			
Pos	Agt/ Atty	FTE	\$(000)	Pos	Agt/ Atty	FTE	\$(000)	Pos	Agt/ Atty	FTE	\$(000)
			\$0				\$0				\$0

Personnel Increase Cost Summary

Type of Position	Modular Cost per Position (\$000)	Number of Positions Requested	FY 2012 Request (\$000)	FY 2013 Net Annualization (change from 2012) (\$000)	FY 2014 Net Annualization (change from 2013) (\$000)
Total Personnel					

Non-Personnel Increase Cost Summary

Non-Personnel Item	Unit Cost	Quantity	FY 2012 Request (\$000)	FY 2013 Net Annualization (Change from 2012) (\$000)	FY 2014 Net Annualization (Change from 2013) (\$000)
Total Non-Personnel			\$57,000		

Total Request for this Item

	Pos	Agt/ Atty	FTE	Personnel (\$000)	Non-Personnel (\$000)	Total (\$000)	FY 2013 Net Annualization (Change from 2012) (\$000)	FY 2014 Net Annualization (Change from 2013) (\$000)
Current Services					\$0	\$0		
Increases					\$57,000	\$57,000		
Grand Total					\$57,000	\$57,000		

5. Increase Requests by Item

Item Name:	Smart Policing: Evidence-Based Law Enforcement
Budget Appropriation:	State and Local Law Enforcement Assistance
Strategic Goals & Objectives	DOJ Strategic Goal 2, Objective 2.1 OJP Strategic Goal 2, Objective 2.2
Organizational Program:	Bureau of Justice Assistance
Component Ranking of Item:	12 of 63
Program Increase:	Positions 0 FTE 0 Dollars +\$10,000,000

Description of Item

The FY 2012 President's Budget requests \$10.0 million for a new program to assist American law enforcement in transitioning to evidence-based policing. The Smart Policing program will assist in reducing and preventing crime by creating transparency and improving police-citizen communications and interactions. It will provide funding to local law enforcement agencies to develop effective and economical solutions to specific crime problems within their jurisdictions. Participating agencies and their research partners would identify a crime issue through careful, rigorous analysis and develop strategies and tactics to resolve or mitigate the problem -- resulting in smarter policing and safer neighborhoods.

Local law enforcement agencies will receive federal funds to mount a data-driven and intelligence-led policing response that targets a specific category of crime or criminogenic circumstance. Examples include: 1) neighborhood blight and crime created by foreclosures and abandoned properties; 2) gun violence in a specific neighborhood; 3) area-based drug markets; 4) commodity theft; and 5) repeat violent offenders. To be eligible for funding, agencies must include a local research partner. Ten percent (\$1.0 million) of this request will be set aside to support an overarching evaluation by the National Institute of Justice (NIJ) and another 10 percent (\$1.0 million) will support a national training and technical assistance program.

Justification

Many local jurisdictions in the United States are facing declining state and local revenues. The weakened economy, exacerbated by substantial unemployment, could usher in a period of increased crime and calls for service. This request takes into consideration the concepts of "place-based" and "offender-based" policing and encompasses strategies derived from BJA's Intelligence-Led Policing Initiative and NIJ's Information-Led Policing Initiative. It is well known that crime reports and service calls often cluster predominately at specific locations or narrow, easily defined areas. Furthermore, while demonstrating that random patrol and rapid response does not measurably reduce crime, research demonstrates that "place-based" or "hot-spot" policing can reduce violent crime and neighborhood disorder through focused, multi-

agency efforts in which law enforcement plays an important, if not exclusive role. These findings make a very persuasive case that effective policing requires a tightly focused, collaborative approach that is measurable, based on sound, thorough analysis and includes policies and procedures for accountability.

Funding will support:

- Grant awards to law enforcement agencies (\$7.0 million); and
- Training, technical assistance, and evaluation activities (\$3.0 million).

Impact on Performance

This program directly supports DOJ's Strategic Objective 2.1: *Strengthen partnerships for safer communities and enhance the Nation's capacity to prevent, solve, and control crime*; and OJP's Strategic Objective 2.2: *Improve corrections and reduce recidivism*.

The Smart Policing: Evidence-Based Law Enforcement program will:

- Identify and enhance law enforcement knowledge of effective strategies and tactics;
- Address and reduce crime problems or circumstances; and
- Result in smarter policing and safer neighborhoods.

Funding
(Dollars in Thousands)

Base Funding

FY 2010 Enacted (w/resc./supps)				FY 2011 CR				FY 2012 Current Services			
Pos	Agt/ Atty	FTE	\$(000)	Pos	Agt/ Atty	FTE	\$(000)	Pos	Agt/ Atty	FTE	\$(000)
			\$0				\$0				\$0

Personnel Increase Cost Summary

Type of Position	Modular Cost per Position (\$000)	Number of Positions Requested	FY 2012 Request (\$000)	FY 2013 Net Annualization (change from 2012) (\$000)	FY 2014 Net Annualization (change from 2013) (\$000)
Total Personnel					

Non-Personnel Increase Cost Summary

Non-Personnel Item	Unit Cost	Quantity	FY 2012 Request (\$000)	FY 2013 Net Annualization (Change from 2012) (\$000)	FY 2014 Net Annualization (Change from 2013) (\$000)
Total Non-Personnel			\$10,000		

Total Request for this Item

	Pos	Agt/Atty	FTE	Personnel (\$000)	Non- Personnel (\$000)	Total (\$000)	FY 2013 Net Annualization (Change from 2012) (\$000)	FY 2014 Net Annualization (Change from 2013) (\$000)
Current Services					\$0	\$0		
Increases					\$10,000	\$10,000		
Grand Total					\$10,000	\$10,000		

5. Increase Requests by Item

Item Name:	State and Local Assistance Help Desk and Diagnostic Center
Budget Appropriation:	Justice Assistance
Strategic Goals & Objectives:	DOJ Strategic Goal 2, Objective 2.1 OJP Strategic Goal 1, Objective 1.3
Organizational Program:	Bureau of Justice Assistance
Component Ranking of Item:	13 of 63
Program Increase:	Positions 0 FTE 0 Dollars +\$6,000,000

Description of Item

The FY 2012 President's Budget requests \$6.0 million to establish a Crime Reduction and Prevention Diagnostic Center (CRPD Center). Working in tandem with the proposed Evaluation Clearinghouse/What Works Repository, the CRPD Center will provide a "one-stop shop" for jurisdictions seeking assistance in developing, and implementing evidence-based strategies to combat crime at the state, local, and tribal levels.

The CRPD Center will provide expert consultation, diagnosis, and treatment recommendations, as well as "aftercare" to local justice agencies and community leaders seeking solutions to persistent public safety problems. It also will serve as a triage point to direct jurisdictions to existing technical assistance and training resources in OJP, the Community Oriented Policing Services Office, and the Office on Violence Against Women. Taking into account local conditions on the ground, the CRPD will encourage established evidence-based strategies, and, where appropriate, encouraging evidence-generating innovative approaches. The scope and complexity of the analysis, proposed strategies, and "aftercare" measures will be scalable to the nature and scope of the local crime problem, its urgency, and the level of resources available.

Justification

The CRPD Center gives communities battling crime problems an expert resource for diagnosing the problem and devising strategies to respond effectively. It also provides assistance and "aftercare" resources to help ensure long-term success in reducing, eliminating, and preventing crime.

When we don't feel well, we go to doctors who can diagnose our symptoms and prescribe treatments. Where do we go when our community is riddled with violence? Who helps identify the source of the problem and prescribes effective interventions?

When treating complex problems, it is wise to seek professional assistance. This is as true for

public safety problems as for personal health problems. While the analogies are necessarily inexact – the CRPD will not “fix” a city’s crime problems – the CRPD Center can play a critical role in assessing a jurisdiction’s problems and figuring out not only what the issues are, but also what can be done to help address them.

This initiative will establish a resource within OJP to provide the “one-stop” diagnostic, problem-solving, and “aftercare” resources to help local communities identify, respond to, and begin to solve persistent public safety problems like gun violence, jail violence, gang homicides, truancy, prisoner reentry, school violence, neighborhood disorder, or open-air drug markets.

Initially, it is estimated that the Center will provide diagnostic and strategic assistance to 25-35 communities each year. Later, as its capabilities are developed, OJP anticipates providing evidence-based crime-fighting assistance to more than 100 communities nationwide annually through this initiative.

Impact on Performance

This program directly supports DOJ’s Strategic Objective 2.1: *Strengthen partnerships for safer communities and enhance the Nation’s capacity to prevent, solve, and control crime* and OJP’s Strategic Objective 1.3: *Increase the availability and use of technological resources for combating crime*. This project will enable OJP to deliver needed expertise to local jurisdictions to diagnose crime problems, to match needed services and strategies, to provide technical assistance for implementing evidence-based crime-fighting strategies, and to provide local support for long-term success.

The CRPD Center will constitute the natural evolution of 21st century federal assistance to local jurisdictions to combat crime. Drawing on the statistical, research, and assistance OJP already provides, the CRPD Center will help communities reduce and prevent crime.

Funding
(Dollars in Thousands)

Base Funding

FY 2010 Enacted (w/resc./supps)				FY 2011 CR				FY 2012 Current Services			
Pos	agt/ atty	FTE	\$(000)	Pos	agt/ atty	FTE	\$(000)	Pos	agt/ atty	FTE	\$(000)
			\$0				\$0				\$0

Personnel Increase Cost Summary

Type of Position	Modular Cost per Position (\$000)	Number of Positions Requested	FY 2012 Request (\$000)	FY 2013 Net Annualization (change from 2012) (\$000)	FY 2014 Net Annualization (change from 2013) (\$000)
Total Personnel					

Non-Personnel Increase Cost Summary

Non-Personnel Item	Unit Cost	Quantity	FY 2012 Request (\$000)	FY 2013 Net Annualization (Change from 2012) (\$000)	FY 2014 Net Annualization (Change from 2013) (\$000)
Total Non-Personnel			\$6,000		

Total Request for this Item

	Pos	Agt/Atty	FTE	Personnel (\$000)	Non- Personnel (\$000)	Total (\$000)	FY 2013 Net Annualization (Change from 2012) (\$000)	FY 2014 Net Annualization (Change from 2013) (\$000)
Current Services					\$0	\$0		
Increases					\$6,000	\$6,000		
Grand Total					\$6,000	\$6,000		

5. Increase Requests by Item

Item Name:	Evaluation Clearinghouse/What Works Repository
Budget Appropriation:	Justice Assistance
Strategic Goals & Objectives:	DOJ Strategic Goal 3, Objective 3.6 OJP Strategic Goal 2, Objective 2.1
Organizational Program:	Office of the Assistant Attorney General
Ranking:	14 of 63
Program Increase:	Positions 0 FTE 0 Dollars +1,000,000

Description of Item

The FY 2012 President' Budget requests \$1.0 million, to be administered by OJP's Office of the Assistant Attorney General, for a new Evaluation Clearinghouse/What Works Repository, entitled the "Crime Solutions Resource Center." The Clearinghouse/Repository is intended to provide practitioners and policymakers with a single, credible, online source for evidence-based information on what works and what is promising in criminal and juvenile justice policy and practice.

The need to share the results of evidence-based research within the criminal justice community to learn "what works" has been widely acknowledged by government agencies, academic researchers and professional organizations as an essential step toward improving the effectiveness and efficiency of these programs.

The Clearinghouse/Repository will identify programs and practices that have been proven to work. In addition, it will identify programs and practices that, while not proven to work, demonstrate promise and merit further exploration. The Clearinghouse/Repository will be user-friendly, providing information in clear, concise, accessible language. It will have multiple points of access or "views," so that users can choose how best to access material.

Justification

The Clearinghouse/Repository will provide reliable, easily accessible, evidence-based information to support research, budgetary, and program development decisions at the federal, state and local level. The Clearinghouse/Repository will assist DOJ staff, state, tribal, and local officials, community organizations and criminal justice professionals seeking to:

- Identify and separate programs and practices that are effective or promising from those that are not;
- Inform criminal justice research, development and dissemination;

- Educate the public regarding what constitutes effective and promising criminal and juvenile justice policy; and
- Establish clear definitions of effectiveness as well as standards of evidence to guide program investment.

Impact on Performance

This program contributes to DOJ Strategic Objective 3.1: *Improve the crime fighting and criminal justice capabilities of State, tribal, and local governments*; and OJP Strategic Objective 2.1: *Improve the adjudication of state, local, and tribal laws*. The Clearinghouse/Repository will help meet strategic goals of the Department of Justice and the White House. The DOJ Strategic Plan for Fiscal Years 2007-2012 recommends the dissemination of information regarding effective criminal justice programs as a major strategy to meet the Department's objective of reducing crime and violence.

Funding

(Dollars in Thousands)

Base Funding

FY 2010 Enacted (w/resc./supps)				FY 2011 CR				FY 2012 Current Services			
Pos	agt/ atty	FTE	\$(000)	Pos	agt/ atty	FTE	\$(000)	Pos	agt/ atty	FTE	\$(000)
			\$0				\$0				\$0

Personnel Increase Cost Summary

Type of Position	Modular Cost per Position (\$000)	Number of Positions Requested	FY 2012 Request (\$000)	FY 2013 Net Annualization (change from 2012) (\$000)	FY 2014 Net Annualization (change from 2013) (\$000)
Total Personnel					

Non-Personnel Increase Cost Summary

Non-Personnel Item	Unit Cost	Quantity	FY 2012 Request (\$000)	FY 2013 Net Annualization (Change from 2012) (\$000)	FY 2014 Net Annualization (Change from 2013) (\$000)
Total Non-Personnel			\$1,000		

Total Request for this Item

	Pos	Agt/Atty	FTE	Personnel (\$000)	Non- Personnel (\$000)	Total (\$000)	FY 2013 Net Annualization (Change from 2012) (\$000)	FY 2014 Net Annualization (Change from 2013) (\$000)
Current Services					\$0	\$0		
Increases					\$1,000	\$1,000		
Grand Total					\$1,000	\$1,000		

5. Increase Requests by Item

Item Name:	Arrestee Drug Abuse and Monitoring (ADAM)
Budget Appropriation:	Justice Assistance
Strategic Goals & Objectives:	DOJ Strategic Goal 2, Objective 2.1 OJP Strategic Goal 4, Objective 4.1
Organizational Program:	National Institute of Justice Bureau of Justice Statistics
Ranking:	15 of 63
Program Increase:	Positions 0 FTE 0 Dollars +10,000,000

Description of Item

In its 2010 report, “Understanding the Demand for Illegal Drugs,” the National Research Council highlighted the need for better data on the behavior of criminally involved drug users. In FY 2012, the President’s Budget requests \$10.0 million for research to improve and build on the current Arrestee Drug Abuse Monitoring (ADAM) program, a survey to collect data on drug use by arrestees. This research will help inform policy decisions about evolving trends in the types of drugs used by offenders and their relationship to the crimes being committed. In conjunction, the survey provides a wealth of information on the characteristics of arrestees not available from administrative record systems, including their demographic, educational, employment and economic characteristics, as well as their prior involvement with the criminal justice system. ADAM also provides unique detailed information about illicit drug markets and the nature of illicit drug transactions not available from any other source. This research program will be jointly administered by the National Institute of Justice (NIJ) and the Bureau of Justice Statistics.

The initiative will continue—and build upon—work by the Office of National Drug Control Policy (ONDCP) to collect data and biological assays (or bioassays) for recent drug use among persons arrested for crimes in 10 cities across the United States. Bioassays are typically conducted to measure the effects of a substance on a living organism and are essential in the development of new drugs and in monitoring environmental pollutants. ADAM was established by NIJ in 1998, building on the earlier Drug Use Forecasting Program. NIJ’s 35-city ADAM program ended in 2004 when funding for the program was unavailable. In 2006, ONDCP began ADAM-II, a drug monitoring program that followed earlier ADAM features for a reduced sample of 10 U.S. cities. ONDCP continues to be a strong supporter of ADAM due to its ability to inform drug control policy.

At its core, this initiative will continue the collection and reporting of annual drug use estimates among adult male arrestees in ten cities. More importantly, this funding will support:

- The core 10-site program (in Atlanta, Charlotte, Chicago, Denver, Indianapolis, Minneapolis, New York, Portland, Sacramento, and Washington DC);
- Feasibility studies to strengthen drug monitoring and research beyond the program's current focus on male arrestees in 10 cities;
- Development work to improve drug data collection procedures and drug research strategies including exploring more efficient automated survey methods, sample redesign, and drug market research strategies to improve our knowledge about drugs, crime, offenders, and drug markets.;
- Research to extend beyond male arrestees (e.g., females and other offenders); and
- Updates to bioassay collection and analysis techniques and a complete review and updating of the scope of the interview to improve the cost efficiency of the program, the quality of the data collected and the utility of the information provided.

Justification

Because a high percentage of arrested persons are users of illicit drugs, drug test results from ADAM can provide rich data about the nature of drug use and drug markets, the need for treatment among criminally involved persons, and the need for effective drug prevention and drug control strategies. ADAM also collects much needed information on the characteristics of arrestees and how these relate to the use of drugs, the types of drugs involved, and their charges.

Impact on Performance

This program supports DOJ Strategic Objective 2.1: *Strengthen partnerships for safer communities to enhance the Nation's capacity to prevent, solve, and control crime*; and OJP Strategic Objective 4.2: *Conduct research that supports and advances justice policy, decision-making, and program evaluation*. The proposed funding will support the continuation and improvement of the ADAM data series. These data are extremely valuable for understanding trends in drug use, the changing nature of drug markets, and the emergence of new drug use patterns.

Funding
(Dollars in Thousands)

Base Funding

FY 2010 Enacted (w/resc./supps)				FY 2011 CR				FY 2012 Current Services			
Pos	agt/ atty	FTE	\$(000)	Pos	agt/ atty	FTE	\$(000)	Pos	agt/ atty	FTE	\$(000)
			\$0				\$0				\$0

Personnel Increase Cost Summary

Type of Position	Modular Cost per Position (\$000)	Number of Positions Requested	FY 2012 Request (\$000)	FY 2013 Net Annualization (change from 2012) (\$000)	FY 2014 Net Annualization (change from 2013) (\$000)
Total Personnel					

Non-Personnel Increase Cost Summary

Non-Personnel Item	Unit Cost	Quantity	FY 2012 Request (\$000)	FY 2013 Net Annualization (Change from 2012) (\$000)	FY 2014 Net Annualization (Change from 2013) (\$000)
Total Non-Personnel			\$10,000		

Total Request for this Item

	Pos	Agt/Atty	FTE	Personnel (\$000)	Non- Personnel (\$000)	Total (\$000)	FY 2013 Net Annualization (Change from 2012) (\$000)	FY 2014 Net Annualization (Change from 2013) (\$000)
Current Services					\$0	\$0		
Increases					\$10,000	\$10,000		
Grand Total					\$10,000	\$10,000		

5. Increase Requests by Item

Item Name:	Community Engagement to Address Radicalization
Budget Appropriation:	State and Local Law Enforcement Assistance
Strategic Goals & Objectives:	DOJ Strategic Goal 2, Objective 2.1 OJP Strategic Goal 1, Objective 1.1
Organizational Program:	Bureau of Justice Assistance
Component Ranking of Item:	16 of 63
Program Increase:	Positions 0 FTE 0 Dollars +\$2,500,000

Description of Item

In FY 2012, the President's Budget requests \$2.5 million to fund a Community Engagement to Address Radicalization program. This program will support a broad dialogue between local authorities and community members about the possible sources and potential solutions for violence associated with radical extremism. With a focus on disconnected or disengaged communities, this program will promote local community policing partnerships that improve relationships with law enforcement and community members through an emphasis on establishing or enhancing trust, respect, cooperation, information sharing, and procedural fairness.

This program will be administered by the Bureau of Justice Assistance, which will provide grants to communities to build partnerships, identify challenges and priorities, develop strategies, and implement engagement, problem-solving, and prevention activities. This program will also be coordinated with other DOJ and non-DOJ federal entities designated to address issues related to domestic radicalization.

Grant recipients will:

- Form a multi-disciplinary partnership comprised of local leaders from numerous agencies, organizations, citizen groups, community members, and law enforcement;
- Assess the existing relationship and levels of trust between community members and local authorities including law enforcement;
- Develop a series of steps and actions designed to increase trust and cooperation between community members and authorities;
- Identify priorities for reducing the incidence or the risk of violence associated with radical extremism;
- Implement activities and interventions based on local conditions that are designed to increase cooperation and trust with community members and reduce the risk of radicalization; and

- Track indicators of performance.

Grant funds may be used to support:

- A community outreach and engagement coordinator or liaison;
- Community outreach and engagement activities, including local meetings, conferences, and town halls;
- Training for local authorities, system actors, and community members, including:
 - law enforcement, social service providers, public health personnel, educators, faith leaders, and
 - training topics include: police/community relations and procedural justice, cultural competency, problem-solving, language skills, citizens academies;
- Crime prevention activities and programs, including:
 - direct service programs to juveniles and youth using evidence-based programs; and
 - those that raise awareness through publicity campaigns to affect community beliefs about the acceptability of radicalization, or delinquent and criminal behavior.

Justification

Research shows that when community members feel they have been treated fairly and with respect, their cooperation with law enforcement increases even when the outcome of the interaction is not favorable (for example, receiving a ticket or being arrested). Under optimal circumstances, most community members respect the law and trust local authorities to treat them fairly. The formal forces of social control are called on when necessary, but informal social control is more frequently exercised to prevent and reduce criminal and delinquent behavior by community members.

Where deep divides exist between communities and the local authorities that serve those communities, respect for the law and trust in local authorities is much weaker. Direct cooperation with law enforcement and indirect social control are diminished. Criminal and delinquent behaviors are more likely to arise and persist in these communities. Likewise, the potential for radicalization and violence associated with radical extremism may also be higher.

Communities may be characterized as disconnected for many reasons, including cultural, ethnic, racial, or language differences. Some communities may have a long history of being disconnected while others may be disconnected due to more recent demographic changes such as an influx of immigrants. The focus of this program is on communities with particular risk for domestic radicalization.

Impact on Performance

This initiative will support DOJ Strategic Objective 2.1: *Strengthen partnerships for safer communities and enhance the Nation's capacity to prevent, solve, and control crime*, as well as OJP Strategic Objective 1.1: *Improve policing and prosecution effectiveness*.

The goal of this program is to prevent domestic radicalization through partnerships that improve relationships with law enforcement and community members with an emphasis on establishing or enhancing trust, respect, cooperation, information sharing, and procedural fairness.

Objectives include:

- Increased engagement between local authorities and community members
- Promote local community policing partnerships
- Provide community outreach, training, and crime prevention activities

The program emphasizes data-driven practices to achieve these objectives, and progress towards meeting these objectives will be measured through appropriate performance indicators.

Funding
(Dollars in Thousands)

Base Funding

FY 2010 Enacted (w/resc./supps)				FY 2011 CR				FY 2012 Current Services			
Pos	Agt/ Atty	FTE	\$(000)	Pos	Agt/ Atty	FTE	\$(000)	Pos	Agt/ Atty	FTE	\$(000)
			\$0				\$0				\$0

Personnel Increase Cost Summary

Type of Position	Modular Cost per Position (\$000)	Number of Positions Requested	FY 2012 Request (\$000)	FY 2013 Net Annualization (change from 2012) (\$000)	FY 2014 Net Annualization (change from 2013) (\$000)
Total Personnel					

Non-Personnel Increase Cost Summary

Non-Personnel Item	Unit Cost	Quantity	FY 2012 Request (\$000)	FY 2013 Net Annualization (Change from 2012) (\$000)	FY 2014 Net Annualization (Change from 2013) (\$000)
Total Non-Personnel			\$2,500		

Total Request for this Item

	Pos	Agt/Atty	FTE	Personnel (\$000)	Non- Personnel (\$000)	Total (\$000)	FY 2013 Net Annualization (Change from 2012) (\$000)	FY 2014 Net Annualization (Change from 2013) (\$000)
Current Services					\$0	\$0		
Increases					\$2,500	\$2,500		
Grand Total					\$2,500	\$2,500		

5. Increase Requests by Item

Item Name:	Ensuring Fairness and Justice in the Criminal Justice System (for Indigent Defense and for State and Local Prosecutors)
Budget Appropriation:	State and Local Law Enforcement Assistance
Strategic Goals & Objectives:	DOJ Strategic Goal 3, Objective 3.6 OJP Strategic Goal 2, Objective 2.1
Organizational Program:	Bureau of Justice Assistance
Ranking:	17 of 63
Program Increase:	Positions 0 FTE 0 Dollars + \$8,000,000

Description of Item

In FY 2012, OJP requests \$8.0 million for the Ensuring Fairness and Justice in the Criminal Justice System program. This program, to be administered by the Bureau of Justice Assistance (BJA), will support efforts to ensure fairness in and justice in the operation of the criminal justice system by supporting training for state, local, and tribal prosecutors and public defenders. It will also provide technical assistance and grant funding to promote improvements to the criminal adjudication process through innovative, evidence-based programs and approaches.

Training for Prosecutors and Defenders

A portion of the funding from this request will enable OJP to fill a critical gap in training for both prosecutors and defenders by leveraging the existing infrastructure and resources of the National Advocacy Center (NAC) or other comparable facilities. With these funds, training courses could be developed for public defenders, expanding existing basic and advanced training courses to public defenders, and providing some scholarships to cover defenders' travel costs. All defender-related trainings would be developed in collaboration with organizations that have expertise in defense of clients in criminal justice cases. Whenever possible, joint training courses would be developed that meet the needs of both prosecutors and defenders to make the most efficient use of its limited funding.

This investment will ensure that public defenders and prosecutors at the state, local, and tribal levels receive the training they need to ensure that fairness, equity, and quality justice is delivered in America's criminal courtrooms.

Assistance for Innovative Approaches to Ensuring Justice and Fairness

In addition to implementing effective training programs for prosecutors and defenders, there are

areas within the court and criminal justice systems that require attention in order improve the fairness and equity in the justice system. OJP will use part of the funding requested for this program to provide demonstration grants and technical assistance to state, local, and tribal courts and criminal justice agencies in three key areas:

- Pretrial Strategies: OJP will assist state, local, and tribal courts manage their caseloads, assist victims, and better protect the public by helping them develop and implement innovative, evidence-based pretrial release and problem solving court strategies. These programs have the potential to substantially improve fairness and the administration of justice by helping prosecutors and defenders to make informed release decisions, reduce the risk of recidivism of those being prosecuted and improve the community, victim and offenders perception of how well the case was handled.
- Court Information Sharing: OJP will also provide training and technical assistance to state, local, and tribal judges and courts personnel to assist them in improving the efficiency of the court operations through enhanced information technology, information sharing, and building and sharing knowledge about evidence-based promising practices for court operations.
- Community Prosecution Demonstration Program: In order to improve the effectiveness of the criminal justice system and ensure that courts can fulfill their role in community-based reentry and offender supervision programs, more support is needed for community-based prosecution programs. The program will provide demonstration grants, training, technical assistance, and policy development assistance to help state, local, and tribal criminal justice systems implement innovative community prosecution strategies at selected sites.

Justification

For prosecutors and defenders at the state, local, and tribal level, the amount of resources available for training and professional development varies widely from state to state. Public defenders tend to face the most significant challenges. Lack of training, particularly in more serious cases, can threaten the effectiveness of counsel, resulting in appeals, overturned convictions, and convictions of the innocent. Understanding and skill in applying the knowledge of evidentiary and criminal laws in a court setting is critical to ensuring the effective representation of defendants and the public's confidence in the fairness of its system.

Improved training for both prosecutors and defenders is an important step toward ensuring fairness and justice in state, local and tribal courts and justice systems. However, this goal cannot be accomplished without providing additional support for efforts to improve key aspects of the justice system, such as pretrial strategies and community-based prosecution programs. The funding for grants, training, and technical assistance included in this request will help prosecutors, defense attorneys, courts personnel, and judges implement innovative reforms in their local courts and justice systems, improving the overall fairness and "flow" of the justice system. This combination of efforts makes for comprehensive reform in the criminal adjudications process.

Impact on Performance

This program supports DOJ Strategic Objective 3.6: *Promote and strengthen innovative strategies in the administration of state and local justice systems* and OJP Strategic Objective 2.1: *Improve the adjudication of state, local, and tribal laws*.

The goal of this program enhancement is to improve the capacity of state, local, and tribal prosecutors and defenders to effectively try criminal cases. Objectives include:

- Enhance the trial advocacy skills of all prosecutors and defenders who attend training.
- Enhance the knowledge of forensics and evidentiary procedures of all prosecutors and defenders who attend training.
- Improve decision-making and input on sentencing by prosecutors and defenders who attend training.
- Enhance the collaboration and camaraderie between prosecutors and defenders to enhance the overall capacity of state, local, and tribal criminal court systems who attend training.

As described above, this funding enhancement will enable OJP to fill a critical gap in training for both prosecutors and defenders by leveraging the existing infrastructure and resources of the NAC to provide training that ensures fairness, equity, and quality justice in America's criminal courtrooms will be limited.

Funding
(Dollars in Thousands)

Base Funding

FY 2010 Enacted (w/resc./supps)				FY 2011 CR				FY 2012 Current Services			
Pos	Agt/ Atty	FTE	\$(000)	Pos	Agt/ Atty	FTE	\$(000)	Pos	Agt/ Atty	FTE	\$(000)
			\$0				\$0				\$0

Personnel Increase Cost Summary

Type of Position	Modular Cost per Position (\$000)	Number of Positions Requested	FY 2012 Request (\$000)	FY 2013 Net Annualization (change from 2012) (\$000)	FY 2014 Net Annualization (change from 2013) (\$000)
Total Personnel					

Non-Personnel Increase Cost Summary

Non-Personnel Item	Unit Cost	Quantity	FY 2012 Request (\$000)	FY 2013 Net Annualization (Change from 2012) (\$000)	FY 2014 Net Annualization (Change from 2013) (\$000)
Total Non-Personnel			\$8,000		

Total Request for this Item

	Pos	Agt/ Atty	FTE	Personnel (\$000)	Non-Personnel (\$000)	Total (\$000)	FY 2013 Net Annualization (Change from 2012) (\$000)	FY 2014 Net Annualization (Change from 2013) (\$000)
Current Services					\$0	\$0		
Increases					\$8,000	\$8,000		
Grand Total					\$8,000	\$8,000		

5. Increase Requests by Item

Item Name:	Sexual Assault Problem-Solving Initiative (SAPI)
Budget Appropriation:	Justice Assistance
Strategic Goals & Objectives:	DOJ Strategic Goal 3, Objective 3.6 OJP Strategic Goal 4, Objective 4.2
Organizational Program:	National Institute of Justice
Ranking:	18 of 63
Program Increase:	Positions 0 FTE 0 Dollars +\$3,800,000

Description of Item

The FY 2012 President's Budget requests \$3.8 million for the Sexual Assault Problem-Solving Initiative (SAPI), which will be administered by the National Institute of Justice (NIJ). Working jointly, OJP and the Office on Violence Against Women (OVW) will build on the lessons of a prior successful program to establish targeted, data-driven efforts to improve law enforcement, prevention, and victim services in five cities with rates of reported rape well above the national average.

The purpose of this project is to decrease the incidence of sexual assault in selected jurisdictions using a knowledge-driven, problem solving process. This dynamic approach, often referred to as an "action research model" enables local communities, in partnership with researchers, to carefully identify and analyze the crime problem, devise and implement strategies to reduce the problem, then assess the outcome. In other words, did the strategy work? This approach allows for "mid-course corrections" or opportunities to reevaluate and reconfigure the intervention along the way as new patterns and new information come to light.

There are three main goals for this project:

1. To reduce sexual assault in communities experiencing high levels of this crime through official crime reports;
2. To sustain interventions that have been proven to reduce the level of sexual assault within the community; and
3. To identify translational lessons and practices that can be replicated by other communities struggling with high levels of sexual assault.

The key to success of this model is the partnership between the local jurisdiction and the research partner. The local jurisdiction will have a team comprised of criminal justice practitioners from law enforcement, courts, victim services, and corrections, as well as representatives from the community including non-profit sexual assault organizations. Ideally, the research partner will

be a local university or research organization that is familiar with that particular community and has a previously-established relationship with the criminal justice team.

A similar project was undertaken in 1998 by the National Institute of Justice called the Strategic Approaches to Community Safety Initiative (SACSI). This project, which targeted violent crime in 10 communities within the U.S., found that the SACSI approach, when implemented strongly, is associated with reductions in targeted violent crime in a community, sometimes as much as 50 percent. One community in particular, Memphis, focused specifically on sexual assault. As a result of the study, Memphis developed a three-pronged approach to reducing sexual assaults, incorporating suppression (law enforcement), intervention, and prevention approaches.

In the current proposed project, five jurisdictions will be identified for participation in the study over a three-year period. Each jurisdiction will have to demonstrate their need for a focused intervention on sexual assault. They will also have to demonstrate that they have established relationships and support among the key community partners. Without this, the chances of success will be greatly reduced. To ensure collaboration, a memorandum of understanding between the community partners as well as the research organization will be required. Each jurisdiction will have a “site coordinator” that will oversee the project and serve as the liaison within that study site. The site coordinator will also serve as the main point of contact for meetings between the sites and with the Federal government.

Justification

Sexual assault is pervasive in this country. As Judge Susan Carbon, Director of DOJ’s Office on Violence Against Women, said in her September 14, 2010 statement to Congress, “Sexual violence pervades every part of our society—from the workplace to high school and college campuses, rural and urban America, in our homes and on our streets. Sexual violence touches people of every age, class, race, gender, and sexual orientation. Sexual violence may be committed by a stranger, an acquaintance, a friend, a family member, or an intimate partner.” Researchers estimate that about 18 percent of women in the United States report having been raped at some point in their lifetimes, when rape is defined to include forcible rape, incapacitated rape, and drug-facilitated rape.⁴ For some populations, rates of sexual assault are even higher: nearly one in three American Indian and Alaska Native women will be sexually assaulted in her lifetime.⁵ Children and college students, persons with disabilities, and incarcerated individuals are all at a higher risk for sexual assault. Many men are also victims of sexual assault: 1 in 33 men will be victimized in his lifetime.⁶

Criminal justice responses to sexual assault vary widely from jurisdiction to jurisdiction. Some communities have highly-trained, coordinated teams of primary and secondary responders from the health, law enforcement, legal, and victim services sectors. In other places, humiliating interrogations and examinations take place and victims are treated with suspicion by law

⁴ Kilpatrick, et al., *Drug-facilitated, Incapacitated, and Forcible Rape: A National Study*, final report submitted to the National Institute of Justice, Washington, DC: Medical University of South Carolina, July 2007.

⁵ Violence Against Women and Department of Justice Reauthorization Act of 2005, Pub. L. No. 109-162, § 901.

⁶ Tjaden, P & Thoennes, *Extent, nature and consequences of rape victimization: Findings from the National Violence Against Women Survey*, NIJ Special Report, 7-12, Washington, DC: U.S. Department of Justice, Office of Justice Programs, January 2006., NCJ 210346 (using data from NVAS conducted from November 1995 to May 1996).

enforcement. In rural areas, law enforcement, forensic medical services, counseling and other services simply are not available. We also know few convictions result when rapes are reported.⁷ Much needs to be done to ensure that the criminal justice response to sexual assault is swift and appropriate and that victims are treated with fairness and respect when they choose to report sexual assault.

This project will be a welcome and necessary step to reducing sexual assault, ensuring that victims receive the treatment they deserve, and holding offenders accountable for their criminal actions.

Impact on Performance

This program supports DOJ Strategic Objective 3.6: *Promote and strengthen innovative strategies in the administration of state and local justice systems*; and OJP Strategic Objective 4.2: *Conduct research that supports and advances justice policy, decision making, and program evaluation*.

⁷ Tjaden, P & Thoennes, *Extent, nature and consequences of rape victimization: Findings from the National Violence Against Women Survey*, NIJ Special Report, 7-12, Washington, DC: U.S. Department of Justice, Office of Justice Programs, January 2006., NCJ 210346 (using data from NVAS conducted from November 1995 to May 1996).

Funding
(Dollars in Thousands)

Base Funding

FY 2010 Enacted (w/resc./supps)				FY 2011 CR				FY 2012 Current Services			
Pos	agt/ atty	FTE	\$(000)	Pos	agt/ atty	FTE	\$(000)	Pos	agt/ atty	FTE	\$(000)
			\$0				\$0				\$0

Personnel Increase Cost Summary

Type of Position	Modular Cost per Position (\$000)	Number of Positions Requested	FY 2012 Request (\$000)	FY 2013 Net Annualization (change from 2012) (\$000)	FY 2014 Net Annualization (change from 2013) (\$000)
Total Personnel					

Non-Personnel Increase Cost Summary

Non-Personnel Item	Unit Cost	Quantity	FY 2012 Request (\$000)	FY 2013 Net Annualization (Change from 2012) (\$000)	FY 2014 Net Annualization (Change from 2013) (\$000)
Total Non-Personnel			\$3,800		

Total Request for this Item

	Pos	Agt/Atty	FTE	Personnel (\$000)	Non- Personnel (\$000)	Total (\$000)	FY 2013 Net Annualization (Change from 2012) (\$000)	FY 2014 Net Annualization (Change from 2013) (\$000)
Current Services					\$0	\$0		
Increases					\$3,800	\$3,800		
Grand Total					\$3,800	\$3,800		

5. Increase Requests by Item

Item Name:	Implementation of the Adam Walsh Act
Budget Appropriation:	State and Local Law Enforcement Assistance
Strategic Goals & Objectives:	DOJ Strategic Goal 2, Objective 2.1 OJP Strategic Goal 1, Objective 1.1
Organizational Program:	Sex Offender Sentencing, Monitoring, Apprehending, Registering and Tracking Office
Ranking:	19 of 63
Program Increase:	Positions 0 FTE 0 Dollars + \$30,000,000

Description of Item

In FY 2012, the President's Budget requests \$30.0 million for the Implementation of the Adam Walsh Act (the Act) Program. Administered by the Sex Offender Sentencing, Monitoring, Apprehending, Registering, and Tracking (SMART) Office, this program focuses on supporting the efforts of jurisdictions that must implement the provisions of the Sex Offender Registration and Notification Act (SORNA), Title I of the Adam Walsh Act.

There are currently 248 jurisdictions that are working to meet SORNA's many requirements, including all 50 states, the five principal US territories, the District of Columbia and 192 federally recognized Indian tribes that elected to implement SORNA). The Adam Walsh Implementation Grant Program makes discretionary awards to those jurisdictions that apply for funding to help cover the start up and ongoing maintenance costs associated with SORNA implementation. These costs may cover information technology infrastructure development and enhancement for sex offender registry systems, personnel costs for SORNA implementation activities such as sex offender records review, and the development of new policies and procedures needed to fully implement SORNA. The Adam Walsh Act Implementation Grant Program, therefore, provides critical support to the comprehensive, nationwide effort to register, monitor, apprehend, and manage sex offenders that was envisioned by the Act.

Justification

SORNA establishes a comprehensive set of minimum standards for sex offender registration and notification in the United States. In many cases, SORNA jurisdictions must make substantial legislative, procedural and system changes that carry significant costs. In spite of the increased burden that these new requirements place on these jurisdictions, there is no dedicated source of funding to help them to meet these requirements. While Congressional appropriations have provided \$39.0 million in resources to support SORNA implementation over the past four years, more resources are needed to ensure full and meaningful implementation of this critical piece of legislation.

Due in part to the complexity and cost of the changes required by SORNA, as of January 20, 2011, only seven jurisdictions (the States of Ohio, Delaware, Florida, and South Dakota, the U.S. Territory of Guam, and the Confederated Tribes of the Umatilla Indian Reservation, and the Confederated Tribes and Bands of the Yakama Nation) had demonstrated substantial implementation of SORNA requirements. All but one of the 241 remaining SORNA jurisdictions have indicated that they are continuing to actively work to substantially implement SORNA.

Through its ongoing work with states, Indian tribes, local governments, and other stakeholders, OJP has learned that the costs associated with meeting SORNA's requirements are a major challenge for jurisdictions to overcome. While it is too soon to know what the total cost to jurisdictions will be to implement SORNA, it is likely that the cost will be quite high, if not prohibitive, in some cases.

The amount of a jurisdiction's **start-up costs** will depend on a number of factors, including: 1) the configuration of the jurisdiction's current system; 2) the size of its current criminal justice population; and 3) the jurisdiction's current registration and notification laws and practices. Accordingly, the total amounts already granted to individual SORNA jurisdictions by the SMART Office have varied from between \$8,550 and \$397,872 for tribes, and between \$31,331 and \$902,978 for states and territories. Despite repeated funding awards, however, many jurisdictions still have not yet completed all of the start-up work necessary to implement SORNA.

Jurisdictions are also anticipating significant **ongoing costs** related to SORNA compliance. Several jurisdictions have studied the fiscal impact of SORNA-related changes, such as increases in the number of registrants and appearances, implementation of additional registration requirements, purchase of additional supplies, and additional training for new and existing personnel. Although these costs studies have analyzed both start-up and ongoing costs, they all have estimated costs ranging from \$2.0 million and up.

Due to the current and ongoing fiscal crises faced by many states and tribes, many SORNA jurisdictions will have considerable difficulty finding the resources needed for SORNA implementation if they do not receive additional funding for these efforts over the next few years. The fiscal climate has already affected some states' willingness to pass SORNA-implementing legislation. At least six jurisdictions have indicated to the SMART Office that their legislatures will not pass SORNA-enabling legislation if it will create a significant fiscal impact for their states.

Any jurisdiction that does not comply with SORNA requirements by the July 2011 deadline risks penalties for noncompliance, which, in the case of the states, territories and the District of Columbia, will create further fiscal impacts. These penalties, if applied, would reduce such jurisdictions' eligibility for federal criminal justice assistance funding, thereby weakening their ability to support effective criminal justice programs (including SORNA programs).

Accordingly, the \$30 million in the President's budget for this effort will provide critical assistance to the SORNA jurisdictions, particularly in these difficult economic times, and will ensure the continuation of SORNA implementation activities. The funding would support jurisdictions' investments in their registration and notification systems that will be necessary to implement SORNA's many requirements. These investments will lead to the creation of the complete and seamless sex offender registration system envisioned in the Adam Walsh Act.

Impact on Performance

This program supports DOJ Strategic Objective 2.1: *Strengthen partnerships for safer communities, and enhance the Nation's capacity to prevent, solve, and control crime.* It also supports OJP Strategic Objective 1.1: *Improve policing and prosecution effectiveness.*

This request is in direct response to the Adam Walsh Act's mandate to provide assistance to SORNA registration jurisdictions, with the ultimate goal of promoting public safety. When SORNA is effectively implemented across the country, there will be increased information-sharing regarding sex offenders.

Funding
(Dollars in Thousands)

Base Funding

FY 2010 Enacted (w/resc./supps)				FY 2011 CR				FY 2012 Current Services			
Pos	Agt/ Atty	FTE	\$(000)	Pos	Agt/ Atty	FTE	\$(000)	Pos	Agt/ Atty	FTE	\$(000)
			\$0				\$0				\$0

Personnel Increase Cost Summary

Type of Position	Modular Cost per Position (\$000)	Number of Positions Requested	FY 2012 Request (\$000)	FY 2013 Net Annualization (change from 2012) (\$000)	FY 2014 Net Annualization (change from 2013) (\$000)
Total Personnel					

Non-Personnel Increase Cost Summary

Non-Personnel Item	Unit Cost	Quantity	FY 2012 Request (\$000)	FY 2013 Net Annualization (Change from 2012) (\$000)	FY 2014 Net Annualization (Change from 2013) (\$000)
Total Non-Personnel			\$30,000		

Total Request for this Item

	Pos	Agt/ Atty	FTE	Personnel (\$000)	Non-Personnel (\$000)	Total (\$000)	FY 2013 Net Annualization (Change from 2012) (\$000)	FY 2014 Net Annualization (Change from 2013) (\$000)
Current Services					\$0	\$0		
Increases					\$30,000	\$30,000		
Grand Total					\$30,000	\$30,000		

5. Increase Requests by Item

Item Name:	Research, Evaluation, and Demonstration Programs
Budget Appropriation:	Justice Assistance
Strategic Goals & Objectives:	DOJ Strategic Goal 3, Objective 3.6 OJP Strategic Goal 1, 4, Objective 1.3, 4.2
Organizational Program:	National Institute of Justice
Component Ranking of Item:	20 of 63
Program Increase:	Positions 0 FTE 0 Dollars +7,000,000

Description of Item

In FY 2012, OJP requests an increase of \$7.0 million for Research, Evaluation, and Demonstration Programs, which is the base program for National Institute of Justice's (NIJ) research, development, and evaluation (RD&E) efforts to support practitioners and policy makers at all levels of government.

Justification

NIJ focuses its resources in program areas where federal assistance will generate the greatest benefit in order to successfully address the wide range of mandates assigned to it by Congress. During strategic and budgetary planning, NIJ emphasizes RD&E activities into the following major program areas: state and local law enforcement, forensic science, crime prevention, violence and victimization, and corrections and courts.

RD&E efforts funded by NIJ concentrate on practical and effective approaches to improving crime and delinquency prevention, crime control, and the administration of justice. NIJ research funding supports the development of new standards and tools for criminal justice practitioners; the testing of innovative concepts, equipment, and program models in the field; the development of new knowledge through research on crime, justice systems, violence, and victimization issues; and the evaluation of existing programs and responses to crime. Information generated by NIJ research activities is actively disseminated to numerous targeted audiences across the United States, including policymakers, program partners, and federal, state, local, and tribal justice agencies.

In FY 2012, in addition to continuing its important work in forensic sciences (including DNA) in support of effective crime investigation and prosecution, NIJ plans to make research investments aligned with administration priorities, including:

- Preventing youth violence through research, development, testing, and evaluation;
- Combating illicit drugs and crime;

- Improving the justice system, including problem-solving courts;
- Crime prevention;
- Maintaining effective support programs for ex-offenders through community corrections and prisoner reentry;
- Addressing electronic crime;
- Addressing crime and security at America's borders;
- Preventing delinquency and building effective justice processes for youthful offenders; and
- Improving law enforcement, including effective information-sharing technologies and strategies.

NIJ has made key contributions through research in each of these program areas. Research, development, testing, and evaluation investments in these priority areas in FY 2012 will build on previous research findings to advance our ability to prevent crime, enhance public safety, and deliver justice. In particular, NIJ has identified a number of areas of concentration where the greatest benefit can be derived from its research dollars. These areas include, but are not limited to, the following: (1) forensics and forensics social policy; (2) prisoner reentry; (3) prevention and reduction of juvenile crime; and (4) research, development, testing and evaluation of tools and technologies to assist state and local government combat crime.

Also in FY 2012, NIJ will conduct a robust series of research and evaluation activities funded within its base program funding, including: Arrestee Drug Abuse Monitoring (ADAM), Building Capacity to Support Rigorous Evaluation; Evaluation Clearinghouse/What Works Repository; Stopping Crime Block by Block; and the Sexual Assault Problem-Solving Initiative.

NIJ's priorities are driven primarily by the state of research knowledge and the needs of the practitioners in the field, as identified in the publication entitled "High-Priority Criminal Justice Technology Needs," which can be found at: <http://www.ncjrs.gov/pdffiles1/nij/225375.pdf>. NIJ manages several strategic planning processes to help identify these needs, including NIJ's Technology Working Groups, the Law Enforcement and Technology Advisory Council, and the Committee on Law and Justice of the National Academies of Sciences.

Impact on Performance

This program supports DOJ Strategic Objective 3.6: *Promote and strengthen innovative strategies in the administration of state and local justice systems*; OJP Strategic Objective 1.3: *Increase the availability and use of technological resources for combating crime*; and OJP Strategic Objective 4.2: *Conduct research that supports and advances justice policy, decision-making, and program evaluation*.

Funding
(Dollars in Thousands)

Base Funding

FY 2010 Enacted (w/resc./supps)				FY 2011 CR				FY 2012 Current Services			
Pos	agt/ atty	FTE	\$(000)	Pos	agt/ atty	FTE	\$(000)	Pos	agt/ atty	FTE	\$(000)
			\$48,000				\$48,000				\$48,000

Personnel Increase Cost Summary

Type of Position	Modular Cost per Position (\$000)	Number of Positions Requested	FY 2012 Request (\$000)	FY 2013 Net Annualization (change from 2012) (\$000)	FY 2014 Net Annualization (change from 2013) (\$000)
Total Personnel					

Non-Personnel Increase Cost Summary

Non-Personnel Item	Unit Cost	Quantity	FY 2012 Request (\$000)	FY 2013 Net Annualization (Change from 2012) (\$000)	FY 2014 Net Annualization (Change from 2013) (\$000)
Total Non-Personnel			\$7,000		

Total Request for this Item

	Pos	Agt/Atty	FTE	Personnel (\$000)	Non- Personnel (\$000)	Total (\$000)	FY 2013 Net Annualization (Change from 2012) (\$000)	FY 2014 Net Annualization (Change from 2013) (\$000)
Current Services					\$48,000	\$48,000		
Increases					\$7,000	\$7,000		
Grand Total					\$55,000	\$55,000		

5. Increase Requests by Item

Item Name:	National Criminal History Improvement Program
Budget Appropriation:	State and Local Law Enforcement Assistance
Strategic Goals & Objectives:	DOJ Strategic Goal 2, Objective 3.6 OJP Strategic Goal 1, Objective 1.2
Organizational Program:	Bureau of Justice Statistics
Ranking:	21 of 63
Program Increase:	Positions 0 FTE 0 Dollars +\$500,000

Description of Item

The FY 2012 President's Budget requests \$12.0 million for the National Criminal History Improvement Program (NCHIP), an increase of \$0.5 million above the FY 2011 Continuing Resolution level. Administered by the Bureau of Justice Statistics (BJS), NCHIP helps states and territories to improve the quality, timeliness, and immediate accessibility of criminal history and related records for use by federal, state, and local law enforcement. These records play a vital role in supporting criminal investigations, background checks related to firearm purchases, licensing, employment, and the identification of persons subject to protective orders or wanted, arrested, or convicted for stalking and/or domestic violence. The recent tragedy in Tucson, Arizona serves a stark reminder of the importance of improved connectivity in criminal history and other records, especially with regard to background checks for firearm purchases.

In addition to making grants to the states and territories to support the expansion and improvement of electronic criminal history records, BJS also provides technical assistance to participating states to promote their participation in key federal criminal justice information systems. These information systems, including the FBI's Interstate Identification Index (III), Integrated Automated Fingerprint Identification System (AFIS), National Instant Criminal Background Check System (NICS), and National Crime Information Center (NCIC), the National Sex Offender Registry (NSOR), and the National Protection Order File, play a vital role in helping law enforcement investigate crimes, identify criminals, and conduct background checks. By encouraging states to improve the quality of their criminal history data and automate the exchange of data between state and federal information systems, this program ensures that law enforcement and criminal justice personnel will always have access to the most complete and up-to-date criminal history information possible.

Justification

NCHIP promotes information sharing between the state and federal levels, making it possible to exchange and update the criminal history data needed for everyday law enforcement and

criminal justice operations. It has also played a vital role in helping states and territories to understand and participate fully in new criminal justice information sharing efforts, such as the National Sex Offender Registry and Web Site. Systems such as NSOR and NICS also directly benefit the public by supporting pre-employment background checks and preventing convicted felons and others disqualified by federal law from purchasing firearms.

Impact on Performance

This program supports DOJ's Strategic Objective 3.6: *Promote and strengthen innovative strategies in the administration of state and local justice systems.* This program also supports OJP Strategic Objective 1.2: *Enhance the capabilities of jurisdictions to share information.*

Funding
(Dollars in Thousands)

Base Funding

FY 2010 Enacted (w/resc./supps)				FY 2011 CR				FY 2012 Current Services			
Pos	Agt/ Atty	FTE	\$(000)	Pos	Agt/ Atty	FTE	\$(000)	Pos	Agt/ Atty	FTE	\$(000)
			\$11,500				\$11,500				\$11,500

Personnel Increase Cost Summary

Type of Position	Modular Cost per Position (\$000)	Number of Positions Requested	FY 2012 Request (\$000)	FY 2013 Net Annualization (change from 2012) (\$000)	FY 2014 Net Annualization (change from 2013) (\$000)
Total Personnel					

Non-Personnel Increase Cost Summary

Non-Personnel Item	Unit Cost	Quantity	FY 2012 Request (\$000)	FY 2013 Net Annualization (Change from 2012) (\$000)	FY 2014 Net Annualization (Change from 2013) (\$000)
Total Non-Personnel			\$500		

Total Request for this Item

	Pos	Agt/ Atty	FTE	Personnel (\$000)	Non-Personnel (\$000)	Total (\$000)	FY 2013 Net Annualization (Change from 2012) (\$000)	FY 2014 Net Annualization (Change from 2013) (\$000)
Current Services					\$11,500	\$11,500		
Increases					\$500	\$500		
Grand Total					\$12,000	\$12,000		

5. Increase Requests by Item

Item Name:	Stopping Crime, Block by Block: Demonstration Field Experiments, Action Research, and Basic Research on Crime and Justice
Budget Appropriation:	Justice Assistance
Strategic Goals & Objectives:	DOJ Strategic Goal 2, Objective 2.1 OJP Strategic Goal 4, Objective 4.2
Organizational Program:	National Institute of Justice
Component Ranking of Item:	22 of 63
Program Increase:	Positions: 0 FTE: 0 Dollars: +\$10,000,000

Description of Item

In FY 2012, the President's Budget requests \$10.0 million for basic research on crime and justice. The purpose of this initiative is to advance justice by gaining knowledge about what works in criminal justice programs and policies and what makes communities safer from crime. This new initiative will support a robust three-part research program comprising multi-site demonstration field experiments, action research, and basic social science research. This initiative will be administered by the National Institute of Justice (NIJ).

Justification

This new initiative underscores the need for effective evidence-based approaches in fighting crime. Using carefully designed evidence-based interventions, implemented as multi-site demonstration programs and sustained by OJP training and technical assistance, this initiative will launch and rigorously test new innovative crime-fighting efforts in targeted communities. Through a diverse set of action research initiatives, solutions to local crime problems will be devised, tested, and tailored for maximum effectiveness in local communities. In addition, with key investments in basic crime research, NIJ will expand the understanding of the causes, costs, and consequences of crime and delinquency.

Demonstration Field Experiments: NIJ has had great success in managing carefully designed field experiments. The most recent example is the highly successful "DNA for Property Crime" five-site experiment. By integrating research and on-going evaluation teams into the program, these multi-site demonstration efforts will become national laboratories -- crafting, implementing, and demonstrating the most effective crime-fighting strategies. Further, using the most rigorous experimental designs, this program will provide strong evidence of the effectiveness of specific crime-fighting strategies and programs. Through a national dissemination/ communication effort, results of these sites will be shared nationally so other communities can learn what works best along with the demonstration sites. OJP proposes

establishing a multi-site demonstration program in 2012 and in each year thereafter.

Each demonstration field experiment will focus on a specific crime intervention: court-related, probation-focused, interventions targeting violent gangs or gun crimes, domestic violence, violence in Indian Country, or any other aspect of crime or the justice system.

Action Research: Often referred to as a problem-solving research strategy, the action research component builds on efforts like Project Safe Neighborhoods and the Boston Ceasefire program. What distinguishes action research is: a) how the effort is organized; b) the role that research and analysis play in defining the intervention; c) the “midcourse corrections,” based on ongoing research, that refine the intervention; and d) the tailored solutions that are provided immediately to address the specific problem in a targeted locale. It is important to note that action research renders relatively quick, highly tailored evidence-based solutions to real-life problems of crime and injustice.

This program will support grants for program implementation and research consultation, intervention design, ongoing research-driven programmatic adjustments to maximize effectiveness, development of sustainability plans, and dissemination of local research findings to other similarly situated communities.

Basic Research: The purpose of this component is to build basic knowledge through rigorous research on the causes and consequences of crime, delinquency, and violence – foundational knowledge necessary to devise programs and policies to control, prevent, and respond effectively to crime and violence. Sustained longitudinal studies to examine the pathways into and out of crime will be a special focus of the research. This proposal seeks to re-establish within OJP the capacity for conducting basic research that is critical to applied research questions to which answers are needed.

Impact on Performance

This program supports DOJ Strategic Objective 2.1: *Strengthen partnerships for safer communities and enhance the Nation’s capacity to prevent, solve and control crime*; and OJP Strategic Objective 4.2: *Conduct research that supports and advances justice policy, decision-making, and program evaluation*. The funding will dramatically expand the range of programs for which rigorous evidence will be available. This initiative will enable OJP to more effectively target limited tax dollars to programs that have been demonstrated to be effective. Similarly, programs that are shown to be weak can be strengthened, and those that are ineffective can be eliminated based upon evidence.

Funding
(Dollars in Thousands)

Base Funding

FY 2010 Enacted (w/resc./supps)				FY 2011 CR				FY 2012 Current Services			
Pos	agt/ atty	FTE	\$(000)	Pos	agt/ atty	FTE	\$(000)	Pos	agt/ atty	FTE	\$(000)
			\$0				\$0				\$0

Personnel Increase Cost Summary

Type of Position	Modular Cost per Position (\$000)	Number of Positions Requested	FY 2012 Request (\$000)	FY 2013 Net Annualization (change from 2012) (\$000)	FY 2014 Net Annualization (change from 2013) (\$000)
Total Personnel					

Non-Personnel Increase Cost Summary

Non-Personnel Item	Unit Cost	Quantity	FY 2012 Request (\$000)	FY 2013 Net Annualization (Change from 2012) (\$000)	FY 2014 Net Annualization (Change from 2013) (\$000)
Total Non-Personnel			\$10,000		

Total Request for this Item

	Pos	Agt/Atty	FTE	Personnel (\$000)	Non-Personnel (\$000)	Total (\$000)	FY 2013 Net Annualization (Change from 2012) (\$000)	FY 2014 Net Annualization (Change from 2013) (\$000)
Current Services					\$0	\$0		
Increases					\$10,000	\$10,000		
Grand Total					\$10,000	\$10,000		

5. Increase Requests by Item

Item Name:	Community-Based Violence Prevention Initiative
Budget Appropriation:	Juvenile Justice Programs
Strategic Goals & Objectives:	DOJ Strategic Goal 2, Objective 2.4 OJP Strategic Goal 1, Objective 1.4
Organizational Program:	Office of Juvenile Justice and Delinquency Prevention
Ranking:	23 of 63
Program Increase:	Positions 0 FTE 0 Dollars +\$5,000,000

Description of Item

In FY 2012, the President's Budget requests \$5.0 million for the Community-Based Violence Prevention Initiative, bringing the total funding for this program to \$15.0 million. This program will build on the lessons learned from violence reduction strategies that have been implemented in several cities. Public health research over the last decade shows success in programs that have focused on managing incidents of serious youth violence and gang violence, and those that include pro-active interventions to prevent further retaliatory acts of youth/gang violence. This program, administered by the Office of Juvenile Justice and Delinquency Prevention, will assist state, local, and tribal governments in developing and implementing community-based violence reduction strategies that have been proven to be effective through research and evaluation

Justification

The Community-Based Violence Prevention Initiative implements a community-based strategy to prevent youth violence that has been proven effective. This initiative will approach violence in a fundamentally different way than other violence reduction efforts. It is adapted from the best violence reduction work in several cities and the public health research of the last several decades. The program will provide grants to organizations to prevent, intervene, and suppress serious youth violence and may support activities such as: street-level outreach; conflict mediation; and the changing of community norms to reduce violence, particularly shootings.

Many proven community-based violence reduction initiatives rely on highly trained outreach workers and violence interrupters, faith leaders, and other community leaders to intervene in conflicts and promote alternatives to violence. This program also involves cooperation with police and other local, state, and Federal agencies and depends heavily on a strong public education campaign to change acceptable community norms about violence. Finally, several of these programs call for the strengthening of communities so they have the capacity to exercise informal social control and to mobilize forces – from businesses to faith leaders, residents, and others – so they all work in concert to reverse the epidemic of violence that has been with us for too long.

Under this initiative, grant funding will be available to state, local, and tribal criminal justice agencies to support evidence-based models that have been proven to be effective in reducing youth violence. By helping communities address conflicts, or potential conflicts, and promoting alternatives to violence, the program will help state, local, and tribal governments improve public safety, reduce gun violence, decrease retaliatory murders, make shooting “hot spots” cooler, and effectively help the highest risk youth.

Core components of proven community-based violence reduction strategies include:

- Street-level outreach
- Public education
- Community mobilization
- Faith leader involvement
- Police participation

Impact on Performance

This program supports DOJ Strategic Objective 3.6: *Promote and strengthen innovative strategies in the administration of state and local justice systems*; and OJP Strategic Objective 1.4: *Improve the effectiveness of juvenile justice systems*.

Funding
(Dollars in Thousands)

Base Funding

FY 2010 Enacted (w/resc./supps)				FY 2011 CR				FY 2012 Current Services			
Pos	Agt/ Atty	FTE	\$(000)	Pos	Agt/ Atty	FTE	\$(000)	Pos	Agt/ Atty	FTE	\$(000)
			\$0				\$10,000				\$10,000

Personnel Increase Cost Summary

Type of Position	Modular Cost per Position (\$000)	Number of Positions Requested	FY 2012 Request (\$000)	FY 2013 Net Annualization (Change from 2012) (\$000)	FY 2014 Net Annualization (Change from 2013) (\$000)
Total Personnel					

Non-Personnel Increase Cost Summary

Non-Personnel Item	Unit Cost	Quantity	FY 2012 Request (\$000)	FY 2013 Net Annualization (Change from 2012) (\$000)	FY 2014 Net Annualization (Change from 2013) (\$000)
Total Non-Personnel			\$5,000		

Total Request for this Item

	Pos	Agt/ Atty	FTE	Personnel (\$000)	Non-Personnel (\$000)	Total (\$000)	FY 2013 Net Annualization (Change from 2012) (\$000)	FY 2014 Net Annualization (Change from 2013) (\$000)
Current Services					\$10,000	\$10,000		
Increases					\$5,000	\$5,000		
Grand Total					\$15,000	\$15,000		

5. Increase Requests by Item

Item Name:	Public Safety Officers' Death Benefits Program (Mandatory)
Budget Appropriation:	Public Safety Officers' Benefits
Strategic Goals & Objectives:	DOJ Strategic Goal 2, Objective 2.1 OJP Strategic Goal 2, Objective 2.1
Organizational Program:	Bureau of Justice Assistance
Ranking:	24 of 63
Program Increase:	Positions 0 FTE 0 Dollars +\$6,000,000

Description of Item

The FY 2012 President's Budget estimates an increase of \$6.0 million in the mandatory appropriation for the Public Safety Officers' Death Benefits (PSOB) Program. This program provides a one-time financial benefit to survivors of public safety officers whose deaths resulted from injuries sustained in the line of duty. This program is administered by the Bureau of Justice Assistance.

Justification

Across the country, dedicated public safety officers watch over our neighborhoods and work to make our communities safer. We owe officers—and their families—a tremendous debt of gratitude. When tragedy strikes, our focus must be on helping the survivors and the public safety agencies. To that end, OJP requests an enhancement to the PSOB Death Benefits Program to ensure OJP has sufficient resources to provide grieving families with the benefits they so greatly deserve and coworkers with caring and helpful assistance when filing claims on behalf of their fallen colleagues.

This additional funding will support increases in PSOB death claims and adjust for the increase in PSOB death awards. PSOB death benefits are adjusted annually for inflation as measured by the core Consumer Price Index (CPI). Since the program's creation in 1976, additional types of "public safety officers" are eligible for PSOB, as well as additional types of "injuries" including heart attacks and strokes. Each approved death claim for injuries in FY 2010 resulted in an award of approximately \$312,000. In FY 2011, the benefit award increased to approximately \$318,000. Assuming a similar adjustment for FY 2012 would require an overall increase in spending.

Impact on Performance

This program directly supports DOJ's Strategic Objective 2.1: *Strengthen partnerships for safer communities and enhance the Nation's capacity to prevent, solve, and control crime*; and OJP's Strategic Objective 1.1: *Improve policing and prosecution effectiveness*.

Funding
(Dollars in Thousands)

Base Funding

FY 2010 Enacted (w/resc./supps)				FY 2011 CR				FY 2012 Current Services			
Pos	agt/ atty	FTE	\$(000)	Pos	agt/ atty	FTE	\$(000)	Pos	agt/ atty	FTE	\$(000)
			\$61,000				\$61,000				\$61,000

Personnel Increase Cost Summary

Type of Position	Modular Cost per Position (\$000)	Number of Positions Requested	FY 2012 Request (\$000)	FY 2013 Net Annualization (change from 2012) (\$000)	FY 2014 Net Annualization (change from 2013) (\$000)
Total Personnel					

Non-Personnel Increase Cost Summary

Non-Personnel Item	Unit Cost	Quantity	FY 2012 Request (\$000)	FY 2013 Net Annualization (Change from 2012) (\$000)	FY 2014 Net Annualization (Change from 2013) (\$000)
Total Non-Personnel			\$6,000		

Total Request for this Item

	Pos	Agt/Atty	FTE	Personnel (\$000)	Non- Personnel (\$000)	Total (\$000)	FY 2013 Net Annualization (Change from 2012) (\$000)	FY 2014 Net Annualization (Change from 2013) (\$000)
Current Services					\$61,000	\$61,000		
Increases					\$6,000	\$6,000		
Grand Total					\$67,000	\$67,000		

5. Increase Requests by Item

Item Name:	Public Safety Officers' Disability and Education Benefits Program
Budget Appropriation:	Public Safety Officers' Benefits
Strategic Goals & Objectives:	DOJ Strategic Goal 2, Objective 2.1 OJP Strategic Goal 2, Objective 2.1
Organizational Program:	Bureau of Justice Assistance
Ranking:	25 of 63
Program Increase:	Positions 0 FTE 0 Dollars +\$7,200,000

Description of Item

The FY 2012 President's Budget requests an increase of \$7.2 million in the discretionary appropriation for the Public Safety Officers' Disability and Education Benefits (PSOB) programs. The disability component provides a one-time financial benefit to public safety officers permanently disabled by catastrophic injuries sustained in the line of duty; and the education component provides support for higher education to eligible spouses and children of public safety officers who died or were catastrophically disabled in the line of duty. This program is administered by the Bureau of Justice Assistance.

Justification

Throughout the country, public safety officers watch over neighborhoods and work to make communities safer. OJP respects these officers' devotion and their willingness to place themselves in danger to protect the nation's citizens. Every line of duty death has tragic and longstanding ramifications. Families are devastated, agencies lose a colleague, and public confidence is eroded. Each death also represents a substantial financial loss by the employing jurisdiction. While the encouraging news is that officer fatalities have trended downward over the past several years, the emergence of ambush attacks that appear to be calculated and premeditated is ominous and destructive to law enforcement-neighborhood partnerships. Moreover, the large and deadly spree of officer shootings in January 2011 (in Detroit, Michigan and Miami and St. Petersburg, Florida) only underscores--sadly--the urgency of need for this increase.

The PSOB Office is responsible for reviewing nearly 700 death, disability, and education claims submitted each year. It is critically important to meet our commitment to provide disability benefits to these public safety officers who have been disabled in the line of duty.

Impact on Performance

This program directly supports DOJ's Strategic Objective 2.1: *Strengthen partnerships for safer communities and enhance the Nation's capacity to prevent, solve, and control crime*; and OJP's

Strategic Objective 1.1: *Improve policing and prosecution effectiveness.* This additional funding will support the efforts of state, local, and tribal agencies to provide benefits for their public safety offices and allow OJP to continue processing disability and education claims in a timely manner.

Funding
(Dollars in Thousands)

Base Funding

FY 2010 Enacted (w/resc./supps)				FY 2011 CR				FY 2012 Current Services			
Pos	agt/ atty	FTE	\$(000)	Pos	agt/ atty	FTE	\$(000)	Pos	agt/ atty	FTE	\$(000)
			\$9,100				\$9,100				\$9,100

Personnel Increase Cost Summary

Type of Position	Modular Cost per Position (\$000)	Number of Positions Requested	FY 2012 Request (\$000)	FY 2013 Net Annualization (change from 2012) (\$000)	FY 2014 Net Annualization (change from 2013) (\$000)
Total Personnel					

Non-Personnel Increase Cost Summary

Non-Personnel Item	Unit Cost	Quantity	FY 2012 Request (\$000)	FY 2013 Net Annualization (Change from 2012) (\$000)	FY 2014 Net Annualization (Change from 2013) (\$000)
Total Non-Personnel			\$7,200		

Total Request for this Item

	Pos	Agt/Atty	FTE	Personnel (\$000)	Non- Personnel (\$000)	Total (\$000)	FY 2013 Net Annualization (Change from 2012) (\$000)	FY 2014 Net Annualization (Change from 2013) (\$000)
Current Services					\$9,100	\$9,100		
Increases					\$7,200	\$7,200		
Grand Total					\$16,300	\$16,300		

5. Increase Requests by Item

Item Name:	Gang and Youth Violence Prevention and Intervention Initiative
Budget Appropriation:	Juvenile Justice Programs
Strategic Goals & Objectives:	DOJ Strategic Goal 2, Objective 2.1 OJP Strategic Goal 1, Objective 1.4
Organizational Program:	Office of Juvenile Justice and Delinquency Prevention
Ranking:	26 of 63
Program Increase:	Positions 0 FTE 0 Dollars +\$12,000,000

Description of Item

The FY 2012 President's Budget requests \$12.0 million for the Gang and Youth Violence Prevention and Intervention Initiative. The purpose of this initiative is to fund communities, localities, and/or state programs that support a coordinated and multi-disciplinary approach to gang prevention, intervention, suppression, and reentry in targeted communities. This initiative aims to enhance and support evidence-based direct service programs that target both youth at-risk of gang membership, as well as, gang involved youth. Additionally, this initiative will support programs that reduce and prevent other forms of youth violence. The Office of Juvenile Justice and Delinquency Prevention (OJJDP) will administer this program.

Justification

Violent crime continues to be a challenge and research indicates that gang members are responsible for a disproportionate share of juvenile violent offenses. A survey of Seattle, Washington gang members found that juvenile gang members were three times more likely than non-gang members to report committing break-ins and assaults, and eight times more likely to report committing robberies. A similar study of high-risk Denver, Colorado youth found that gang members constituted just 14 percent of the sample but committed 80 percent of the serious and violent crimes.

From 1995 through 2009, the National Gang Center (NGC) has tracked the size and scope of the national gang problem by annually collecting data from a large, representative sample of local law enforcement agencies in the National Youth Gang Survey (NYGS). According to the 2009 NYGS, it is estimated there were 28,100 gangs and 731,000 gang members throughout 3,500 jurisdictions in the United States. The number of jurisdictions with gang problems and the number of gangs increased over 20 percent from 2002 to 2009, including a five percent increase in more recent years for both. As in previous years, gang homicides remain highly concentrated in the most populated jurisdictions, with larger cities and suburban counties accounting for over 96 percent of all gang homicides recorded in the NYGS in 2009.

Evaluation research has identified programs that have demonstrated effectiveness in reducing the impact of risk factors. These efforts have identified that responses must be comprehensive, long-term strategic approaches that contain the spread of gang activity, protect those youth who are most susceptible, and mitigate risk factors that foster gang activity. The four-pronged approach of effective anti-gang strategies include: targeted suppression of the most serious and chronic offenders; intervention with youthful gang members; prevention efforts for youth identified as being at high risk of entering a gang; and implementation of programs that address risk and protective factors and targets the entire population in high-crime, high-risk areas.

Impact on Performance

This program supports DOJ Strategic Objective 2.1: *Strengthen partnerships for safer communities and enhance the Nation's capacity to prevent, solve, and control crime*. It also supports OJP's Strategic Objective 1.4: *Improve the effectiveness of juvenile justice systems*. The impact of the proposed funding for OJJDP's Gang and Youth Prevention and Intervention program will provide grantees with the ability to:

- Develop evidence-based service programs aimed at communities, localities, and/or states to prevent and deter at risk youth from gang involvement and membership;
- Strengthen current programs and practices used by communities to reduce and prevent all forms of youth violence; and
- Implement multi-strategic coordinated approaches to gang prevention, intervention, suppression, and reentry.

Funding
(Dollars in Thousands)

Base Funding

FY 2010 Enacted (w/resc./supps)				FY 2011 CR				FY 2012 Current Services			
Pos	Agt/ Atty	FTE	\$(000)	Pos	Agt/ Atty	FTE	\$(000)	Pos	Agt/ Atty	FTE	\$(000)
			\$0				\$0				\$0

Personnel Increase Cost Summary

Type of Position	Modular Cost per Position (\$000)	Number of Positions Requested	FY 2012 Request (\$000)	FY 2013 Net Annualization (Change from 2012) (\$000)	FY 2014 Net Annualization (Change from 2013) (\$000)
Total Personnel					

Non-Personnel Increase Cost Summary

Non-Personnel Item	Unit Cost	Quantity	FY 2012 Request (\$000)	FY 2013 Net Annualization (Change from 2012) (\$000)	FY 2014 Net Annualization (Change from 2013) (\$000)
Total Non-Personnel			\$12,000		N/A

Total Request for this Item

	Pos	Agt/ Atty	FTE	Personnel (\$000)	Non- Personnel (\$000)	Total (\$000)	FY 2013 Net Annualization (Change from 2012) (\$000)	FY 2014 Net Annualization (Change from 2013) (\$000)
Current Services					\$0	\$0		
Increases					\$12,000	\$12,000		
Grand Total					\$12,000	\$12,000		

5. Increase Requests by Item

Item Name:	Crime Victims Fund
Budget Appropriation:	Crime Victims Fund
Strategic Goals & Objectives:	DOJ Strategic Goal 3, Objective 3.7 OJP Strategic Goal 3, Objectives 3.1, 3.2
Organizational Program:	Office for Victims of Crime
Ranking:	27 of 63
Program Increase:	Positions 0 FTE 0 Dollars +\$145,000,000

Description of Item

The Administration requests an increase of \$145.0 million for the Crime Victims Fund (CVF), increasing the obligation cap to \$850.0 million. The increase in the obligation cap will support programs to assist victims of violence against women, including grants to support domestic violence shelters and rape crisis shelters, and provide transitional housing assistance and other needed services to victims of domestic violence, sexual assault, and stalking. By statute, the resources available under the CVF are administered by the Office for Victims of Crime (OVC). In addition to this amount, up to \$50.0 million may be set aside for the Antiterrorism Emergency Reserve (AER).

The CVF is financed not from general revenue, but by the collection of fines, penalty assessments, and bond forfeitures from defendants convicted of federal crimes. The CVF was established specifically to address the need for victim service programs and to assist state, local, and tribal governments in providing appropriate services to their communities.

Justification

In spite of recent efforts to openly discuss and address it, domestic violence and sexual assault are still serious problems in the United States. According to the National Coalition Against Domestic Violence, one out of every four American women will experience domestic violence at some point in her life. A National Institute of Justice and Centers for Disease Control-funded study found that approximately 1.3 million women and 835,000 men are victims of domestic violence each year. Findings from a National Violence Against Women Survey found that one out of three American Indian and Alaska Native women is raped in her lifetime. According to the Bureau of Justice Statistics, American Indians were victimized by an intimate partner at rates higher than those for all other females—23 American Indians per 1,000 persons age 12 or older compared to 11 blacks, eight whites, and two Asians. The Office of Justice Programs (OJP) found that American Indians experience per capita rates of violence that are much higher than those of the general population. In particular, the rate of aggravated assault among American Indians and Alaska Natives is roughly twice that of the country as a whole. As a result of these high rates of violence, American Indian women are at an extremely high risk of violence—

domestic or otherwise. Since the passage of the Violence Against Women Act in 1994, OJP has worked closely with the Office on Violence Against Women (OVW) to support a variety of programs designed to assist victims of domestic violence, sexual assault, and stalking, and to hold offenders accountable for their actions.

Almost 90 percent of CVF dollars go directly to state compensation and assistance programs for crime victims. CVF funds reimburse state victim assistance programs for 60 percent of the cost of their compensation programs and, in FY 2009, provided more than 50 percent of funding for state assistance programs. CVF funds are essential to permit states to continue to offer the full range of services to crime victims.

Increased awareness of these crimes and an improved criminal justice response has created a growing demand for services. The National Network to End Domestic Violence recently reported that more than 70,000 victims were served on one day in 2010 (a 7.7-percent increase over 2009), while more than 9,000 requests for services were unmet due largely to a lack of resources. With current economic pressures, victim services programs struggle to handle the increased workloads. A 2010 national survey by the National Alliance to End Sexual Violence found that 72 percent of rape crisis centers experienced funding losses in the past year, 57 percent experienced a reduction in staffing, 25 percent currently have a waiting list for services, and funding cuts have resulted in an overall 50 percent reduction in the provision of advocacy services.

It is critical that victims and their families get secure and affordable housing to ensure their safety and rebuild their lives; however, housing options are becoming increasingly scarce and victims of domestic violence, sexual assault, human trafficking, and other victims are staying longer in shelters. As a result, shelters are frequently full and must turn families away. This forces many victims to choose between becoming homeless or remaining with their abusers.

Providing support for programs targeting victims of violence against women from the CVF will provide a reliable source of funds that will allow the Department of Justice to help state, local, tribal, and nonprofit organizations improve and expand their crime victims' assistance programs. Under this proposal, \$100.0 million would be allotted to a new discretionary grant for victims of violence against women within the CVF. OVC will administer the funding and coordinate with OVW to avoid duplication of funding efforts and ensure that funding is directed to areas of greatest need. An additional \$35.0 million will support services to victims of sexual assault along the age continuum. Of the combined \$135.0 million represented by these two proposals, \$15.0 million will be allocated to tribes to address violence against women

Providing funds for programs that target victims of violence against women is consistent with the purpose of the CVF and will ensure that additional funding is directed to critical services and support for these victims. Thanks to robust collections by the federal courts in recent years, it is possible to raise the total appropriations cap for the CVF without threatening its stability in future years.

Impact on Performance

This initiative supports DOJ Strategic Objective 3.7: *Uphold the rights and improve services to America's crime victims*. It also supports OJP Strategic Objectives 3.1: *Provide compensation*

and services for victims and their survivors, and 3.2: Increase participation of victims in the justice process.

The CVF was established to address the need for victim service programs and to assist state, local, and tribal governments in providing appropriate services to their communities. This increase will—

- Increase the Nation’s capacity to respond to the needs of crime victims, including victims of violence against women;
- Increase offender accountability;
- Provide grants to support domestic violence shelters and rape crisis centers;
- Provide transitional housing assistance and other vital services to victims of domestic violence, sexual assault, and stalking; and
- Increase resources available for victims in Indian Country and high crime areas.

Funding
(Dollars in Thousands)

Base Funding

FY 2010 Enacted (w/resc./supps)				FY 2011 CR				FY 2012 Current Services			
Pos	agt/ atty	FTE	\$(000)	Pos	agt/ atty	FTE	\$(000)	Pos	agt/ atty	FTE	\$(000)
			\$705,000				\$705,000				\$705,000

Personnel Increase Cost Summary

Type of Position	Modular Cost per Position (\$000)	Number of Positions Requested	FY 2012 Request (\$000)	FY 2013 Net Annualization (change from 2012) (\$000)	FY 2014 Net Annualization (change from 2013) (\$000)
Total Personnel					

Non-Personnel Increase Cost Summary

Non-Personnel Item	Unit Cost	Quantity	FY 2012 Request (\$000)	FY 2013 Net Annualization (Change from 2012) (\$000)	FY 2014 Net Annualization (Change from 2013) (\$000)
Total Non-Personnel			\$145,000		

Total Request for this Item

	Pos	Agt/Atty	FTE	Personnel (\$000)	Non- Personnel (\$000)	Total (\$000)	FY 2013 Net Annualization (Change from 2012) (\$000)	FY 2014 Net Annualization (Change from 2013) (\$000)
Current Services					\$705,000	\$705,000		
Increases					\$145,000	\$145,000		
Grand Total					\$850,000	\$850,000		

5. Increase Requests by Item

Item Name:	Building Capacity to Support Rigorous Evaluation
Budget Appropriation:	Justice Assistance
Strategic Goals & Objectives:	DOJ Strategic Goal 3, Objective 3.6 OJP Strategic Goal 4, Objective 4.2
Organizational Program:	National Institute of Justice
Ranking:	28 of 63
Program Increase:	Positions 0 FTE 0 Dollars + \$500,000

Description of Item

It is especially critical, during a period of significant fiscal challenges, to ensure that tax dollars are focused on programs that have demonstrated effectiveness based on rigorous evaluation. This increase is intended to increase the National Institute of Justice's (NIJ's) capacity to conduct such studies. The FY 2012 President's Budget requests an increase of \$500,000 to expand evaluation capacity at NIJ through the addition of two full time positions: a Senior Evaluation Advisor and a Visiting Evaluation Fellow. As part of the Administration's government-wide initiative to strengthen program evaluation, this initiative is one of 23 evaluation proposals specifically approved by the Office of Management and Budget (OMB) for FY 2012 to strengthen the quality and rigor of Federal program evaluation. The funds will be used for salaries and expenses, including related travel and meeting expenses.

Both positions will be used to support rigorous evaluation of criminal and juvenile justice programs and policies of national importance, and will be filled through a competitive process. It is anticipated that the Senior Evaluation Advisor and Visiting Evaluation Fellow will work closely with one another in support of the mission of NIJ.

Senior Evaluation Advisor: The full time Senior Evaluation Advisor will provide continuity and ongoing oversight of evaluation activities, including projects that frequently span two to five years. This position will help to integrate evaluation practices as they relate to the science and technology investments of NIJ. In addition, they will provide technical expertise to the OJP components and DOJ agencies beyond OJP, such as the Office on Violence Against Women (OVW), the Federal Bureau of Investigation (FBI), the Bureau of Alcohol, Tobacco, Firearms, and Explosives (BATFE), and the Executive Office of U.S. Attorneys (EOUSA).

Visiting Evaluation Fellow: The Visiting Evaluation Fellow will be appointed via cooperative agreement or for a term of 12-months. This position is designed to bring cutting-edge knowledge from the field of program evaluation to the planning and management of new and ongoing evaluation activities within NIJ. At a minimum, the Fellow will be expected to produce one peer-reviewed manuscript or NIJ publication which would focus on evaluation issues, such

as a specific evaluation study currently being conducted by the NIJ, or the relationship between evaluation and the development of policy and practice. During the one-year term at NIJ, the Visiting Evaluation Fellow may conduct short-term evaluation studies of national significance. Funding also is requested to support related travel, meeting expenses, and conference attendance. The direct engagement with ongoing research aids in the continued understanding of the complexities underlying rigorous evaluation.

Justification

Within OJP, NIJ is the primary component with authority to conduct research and program evaluation. NIJ's research and evaluation authority includes juvenile and criminal justice issues at the state, local, and tribal levels, but also extends to federal criminal justice activities. NIJ has a proven track record of conducting rigorous, independent research and evaluation on justice issues relevant to the criminal justice system.

As the primary research arm of the DOJ, NIJ would benefit greatly from the opportunity to increase its evaluation capacity as a means for improving the quantity, quality, and utility of evaluation in the fields of juvenile and criminal justice at the federal, state, local, and tribal levels.

Impact on Performance

This program contributes to DOJ Strategic Objective 3.6: *Promote and strengthen innovative strategies in the administration of state and local justice systems*; and OJP Strategic Objective 4.2: *Conduct research that supports and advances justice policy, decision making, and program evaluation*.

Expanding the evaluation capacity at NIJ will enhance the agency's ability to assess those programs, services, and strategies that directly impact the policy and practice of state and local criminal justice agencies. The acquisition of personnel with research and methods expertise will better inform current evaluation practices and will provide criminal justice agencies with important information about performance and organizational-level outcome measures. The creation of improved standards and methods for evaluation, for example, operational, programmatic, and/or technological evaluations, will contribute to the field at large by providing a model for evaluation for use by federal and other relevant partners.

Funding
(Dollars in Thousands)

Base Funding

FY 2010 Enacted (w/resc./supps)				FY 2011 CR				FY 2012 Current Services			
Pos	agt/ atty	FTE	\$(000)	Pos	agt/ atty	FTE	\$(000)	Pos	agt/ atty	FTE	\$(000)
			\$0				\$0				\$0

Personnel Increase Cost Summary

Type of Position	Modular Cost per Position (\$000)	Number of Positions Requested	FY 2012 Request (\$000)	FY 2013 Net Annualization (change from 2012) (\$000)	FY 2014 Net Annualization (change from 2013) (\$000)
Total Personnel					

Non-Personnel Increase Cost Summary

Non-Personnel Item	Unit Cost	Quantity	FY 2012 Request (\$000)	FY 2013 Net Annualization (Change from 2012) (\$000)	FY 2014 Net Annualization (Change from 2013) (\$000)
Total Non-Personnel			\$500		

Total Request for this Item

	Pos	Agt/Atty	FTE	Personnel (\$000)	Non- Personnel (\$000)	Total (\$000)	FY 2013 Net Annualization (Change from 2012) (\$000)	FY 2014 Net Annualization (Change from 2013) (\$000)
Current Services					\$0	\$0		
Increases					\$500	\$500		
Grand Total					\$500	\$500		

5. Increase Requests by Item

Item Name:	Grants to States for Medical Malpractice Reform
Budget Appropriation:	State and Local Law Enforcement Assistance
Strategic Goals & Objectives:	DOJ Strategic Goal 3, Objective 3.6 OJP Strategic Goal 2, Objective 2.1
Organizational Program:	Bureau of Justice Assistance
Ranking:	33 of 63
Program Increase:	Positions 0 FTE 0 Dollars +\$250,000,000

Description of Item

The FY 2012 President's Budget requests \$250.0 million in grants to states to reform their laws on medical malpractice. These grants would be awarded and administered by the Bureau of Justice Assistance (BJA) in consultation with the Department of Health and Human Services (HHS). The goal of any reform would be to fairly compensate patients who are harmed by negligence, reduce providers' insurance premiums, weed out frivolous lawsuits, improve the quality of health care, and reduce medical costs associated with "defensive medicine." States could propose reforms to their medical malpractice system through various approaches, such as:

- **Health Courts:** States could use grants to help create specialized health courts, which would use specially-trained judges and medical experts to review evidence and determine the cause(s) of injuries. These courts could use pre-specified ranges of compensation for injuries and collect data that could be analyzed for patterns of problems in order to improve the quality of health care. Funds could be used to establish health courts, train judges, and employ medical experts.
- **Safe Harbors:** States could use grants to support efforts to provide physicians, hospitals and other providers who adhered to certified clinical practice guidelines and installed electronic health records with a rebuttable presumption – or "safe harbor" – that they are adhering to the standard of care and therefore are non-negligent. Funding could be used towards the process for identifying and certifying practice guidelines.
- **Early Disclosure and Offer:** States could use grants to help establish rules requiring physicians, hospitals, and other providers to implement a protocol after a medical error occurred. The protocol could include reporting the medical error to a safety officer, disclosing the incident to the patient, apologizing to the patient, and offering fair compensation established in a schedule. If the patient decided to litigate the case, the provider's disclosure and apology could not be used as evidence of liability. Grant

funding could support safety officers, training of health care personnel in disclosure and apology protocols, and mediation programs for compensation.

- **Other Legal Reforms:** States could use grants to adopt one or more of the above or other legal reforms. These reforms could include a number of those proposed by the President's National Commission on Fiscal Responsibility and Reform such as modifying the "collateral source" rule so that malpractice awards take into account other compensation or replacing joint-and-several liability with a fair share rule that would allocate responsibility for malpractice payments in proportion to responsibility for the damages.

A legislative proposal to implement this program is being developed and additional details will be forthcoming.

Justification

Too many patients experience significant challenges with health care quality and patient safety, and injured patients are not well-served by the current medical liability system. According to the Institute of Medicine report, *To Err is Human*, between 44,000 and 98,000 patients die each year from medical errors. Patients who are seriously harmed from medical errors often wait too long for compensation. Many experts believe fear of liability is a substantial barrier to the development of transparent and effective patient safety initiatives in hospitals and other settings.

At the same time that the medical liability system does not effectively compensate patients, evidence suggests that it also burdens doctors—and can result in higher costs without an improvement in care. Many doctors report that medical liability concerns lead to "defensive medicine," which, in some cases, may contribute to higher costs with no benefit to patients. Many physicians continue to struggle to pay their medical malpractice premiums, which vary tremendously by specialty and by state. The cost of insurance continues to be one of the highest practice expenses for some specialties. Fears of medical malpractice claims may lead to altered practices, restricted emergency coverage, and limited or discontinued high-risk procedures. According to one recent analysis, the total annual costs of the current medical liability system, both in terms of doctors' premiums and the costs of defensive medicine, represent about 2.4 percent of total health care spending—or more than \$50.0 billion per year.

In June 2010, HHS awarded grants to states and health systems to implement and evaluate patient safety approaches and medical liability reforms. The FY 2012 President's Budget aims to build on the existing grants at HHS and provide additional incentives to states to implement various reforms in their medical malpractice systems; ensure that patients who are harmed by negligence are fairly compensated while at the same time improve the quality of health care; and reduce medical costs associated with "defensive medicine."⁸

Impact on Performance

⁸ Mello, M., Chandra, A., Gawande, A., & Studdert, D. (2010). National Costs Of The Medical Liability System. *Health Affairs*, Vol. 29, No. 9: 1569-1577.

This program supports DOJ Strategic Objective 3.6: *Promote and strengthen innovative strategies in the administration of state and local justice systems*, and OJP Strategic Objective 2.1: *Improve the adjudication of state, local, and tribal laws*.

Funding
(Dollars in Thousands)

Base Funding

FY 2010 Enacted (w/resc./supps)				FY 2011 CR				FY 2012 Current Services			
Pos	Agt/ Atty	FTE	\$(000)	Pos	Agt/ Atty	FTE	\$(000)	Pos	Agt/ Atty	FTE	\$(000)
			\$0				\$0				\$0

Personnel Increase Cost Summary

Type of Position	Modular Cost per Position (\$000)	Number of Positions Requested	FY 2012 Request (\$000)	FY 2013 Net Annualization (change from 2012) (\$000)	FY 2014 Net Annualization (change from 2013) (\$000)
Total Personnel					

Non-Personnel Increase Cost Summary

Non-Personnel Item	Unit Cost	Quantity	FY 2012 Request (\$000)	FY 2013 Net Annualization (Change from 2012) (\$000)	FY 2014 Net Annualization (Change from 2013) (\$000)
Total Non-Personnel			\$250,000		

Total Request for this Item

	Pos	Agt/ Atty	FTE	Personnel (\$000)	Non-Personnel (\$000)	Total (\$000)	FY 2013 Net Annualization (Change from 2012) (\$000)	FY 2014 Net Annualization (Change from 2013) (\$000)
Current Services					\$0	\$0		
Increases					\$250,000	\$250,000		
Grand Total					\$250,000	\$250,000		

VI. Program Offsets by Item

6. Offset Requests by Item

Item Name:	State Criminal Alien Assistance Program (SCAAP)
Budget Appropriation:	State and Local Law Enforcement Assistance
Strategic Goals & Objectives:	DOJ Strategic Goal 2, Objective 2.1 OJP Strategic Goal 1, Objective 1.1
Organizational Program:	Bureau of Justice Assistance
Ranking:	7 of 63
Program Offset:	Positions 0 FTE 0 Dollars -\$194,000,000

Description of Item

The FY 2012 President's Budget requests \$136.0 million for the State Criminal Alien Assistance Program (SCAAP), a decrease of \$194.0 million from the FY 2011 Continuing Resolution level. SCAAP reimburses states and localities for the prior year cost of incarcerating illegal aliens with at least one felony or two misdemeanor convictions for violations of state or local law, who are incarcerated at least four consecutive days.

Justification

This offset reflects a shift, as efforts will continue to focus on removal of criminal aliens through programs such as ICE's Secure Communities. Further, under this proposal, SCAAP will make payments to states and localities for those inmates who have verified status as illegal aliens. Payments for "unknowns" (58 percent of the program in 2010) will be discontinued.

The Administration and Congress share concern about the current state of the nation's economy. The President's Budget reflects the President's commitment to cutting the deficit and restoring fiscal sustainability. This is a significant challenge, which required the Administration to make very difficult funding decisions across the Federal government, including redirecting resources from some existing programs to address the most urgent national priorities.

Whenever possible, the President's Budget proposes to consolidate existing programs into larger, more flexible programs that offer state, local, and tribal grantees greater flexibility in using grant funding and developing innovative approaches to their criminal justice needs. The President's Budget concentrates funding on programs that promote the adoption and use of proven, evidence-based programs throughout state, local, and tribal criminal justice systems. New programs included in the President's Budget address urgent unmet criminal justice needs, or contribute to the development of new evidence-based programs and greater understanding of the nation's law enforcement and criminal justice challenges.

Impact on Performance

This program supports DOJ Strategic Objectives 2.1: *Strengthen partnerships for safer communities and enhance the nation's capacity to prevent, solve, and control crime* and 2.2: *Reduce the threat, incidence, and prevalence of violent crime.*

Funding
(Dollars in Thousands)

Base Funding

FY 2010 Enacted (w/resc./supps)				FY 2011 CR				FY 2012 Current Services			
Pos	Agt/ Atty	FTE	\$(000)	Pos	Agt/ Atty	FTE	\$(000)	Pos	Agt/ Atty	FTE	\$(000)
			\$330,000				\$330,000				\$330,000

Personnel Reduction Cost Summary

Type of Position	Modular Cost per Position (\$000)	Number of Positions Requested	FY 2012 Request (\$000)	FY 2013 Net Annualization (change from 2012) (\$000)	FY 2014 Net Annualization (change from 2013) (\$000)
Total Personnel					

Non-Personnel Reduction Cost Summary

Non-Personnel Item	Unit Cost	Quantity	FY 2012 Request (\$000)	FY 2013 Net Annualization (Change from 2012) (\$000)	FY 2014 Net Annualization (Change from 2013) (\$000)
Total Non-Personnel			-\$194,000		

Total Request for this Item

	Pos	Agt/Atty	FTE	Personnel (\$000)	Non-Personnel (\$000)	Total (\$000)	FY 2013 Net Annualization (Change from 2012) (\$000)	FY 2014 Net Annualization (Change from 2013) (\$000)
Current Services					\$330,000	\$330,000		
Decreases					-\$194,000	-\$194,000		
Grand Total					\$136,000	\$136,000		

6. Offset Requests by Item

Item Name:	Byrne Discretionary Grants
Budget Appropriation:	State and Local Law Enforcement Assistance
Strategic Goals & Objectives:	DOJ Strategic Goal 2, Objective 2.1 OJP Strategic Goal 1, Objective 1.1
Organizational Program:	Bureau of Justice Assistance
Ranking:	10 of 63
Program Offset:	Positions 0 FTE 0 Dollars -\$185,268,000

Description of Item

In FY 2012, OJP requests no funding for the Byrne Discretionary Grant program. This program awards discretionary grants to state, local, and tribal law enforcement and criminal justice agencies, non-profit organizations and community groups to improve the functioning of the criminal justice system, to prevent or combat juvenile delinquency, and to assist victims of crime (other than compensation).

Justification

Funding provided through the Byrne Discretionary Grants program is traditionally earmarked by Congress, which automatically entitles recipients who meet the program's minimum requirements to receive a grant. Both the President and Congress have expressed concerns about earmarks.

Impact on Performance

This program enhancement supports DOJ's Strategic Objective 2.1: *Strengthen partnerships for safer communities and enhance the Nation's capacity to prevent, control, and solve crime*. This program also supports OJP Strategic Objective 1.1: *Improve policing and prosecution effectiveness*.

Funding
(Dollars in Thousands)

Base Funding

FY 2010 Enacted (w/resc./supps)				FY 2011 CR				FY 2012 Current Services			
Pos	Agt/ Atty	FTE	\$(000)	Pos	Agt/ Atty	FTE	\$(000)	Pos	Agt/ Atty	FTE	\$(000)
			\$185,268				\$185,268				\$185,268

Personnel Reduction Cost Summary

Type of Position	Modular Cost per Position (\$000)	Number of Positions Requested	FY 2012 Request (\$000)	FY 2013 Net Annualization (change from 2012) (\$000)	FY 2014 Net Annualization (change from 2013) (\$000)
Total Personnel					

Non-Personnel Reduction Cost Summary

Non-Personnel Item	Unit Cost	Quantity	FY 2012 Request (\$000)	FY 2013 Net Annualization (Change from 2012) (\$000)	FY 2014 Net Annualization (Change from 2013) (\$000)
Total Non-Personnel			-\$185,268		

Total Request for this Item

	Pos	Agt/ Atty	FTE	Personnel (\$000)	Non-Personnel (\$000)	Total (\$000)	FY 2013 Net Annualization (Change from 2012) (\$000)	FY 2014 Net Annualization (Change from 2013) (\$000)
Current Services					\$185,268	\$185,268		
Decreases					-\$185,268	-\$185,268		
Grand Total					\$0	\$0		

6. Offset Requests by Item

Item Name:	Part E: Developing, Testing, and Demonstrating Promising New Initiatives and Programs
Budget Appropriation:	Juvenile Justice Programs
Strategic Goals & Objectives:	DOJ Strategic Goal 2, Objective 2.1 OJP Strategic Goal 1, Objective 1.4
Organizational Program:	Bureau of Justice Assistance
Ranking:	11 of 63
Program Offset:	Positions 0 FTE 0 Dollars -\$91,095,000

Description of Item

In FY 2012, OJP requests no funding for the Juvenile Justice and Delinquency Prevention Block Grants Part E program. This program awards discretionary grants to states, units of general local government, Indian tribal governments, public and private agencies, organizations, and individuals to support the development, testing, and demonstration of promising initiatives and programs for the prevention, control, or reduction of juvenile delinquency

Justification

Funding provided through the Part E program is traditionally earmarked by Congress, which automatically entitles recipients who meet the program's minimum requirements to receive a grant. Both the President and Congress have expressed concerns about earmarks.

Impact on Performance

This program enhancement supports DOJ's Strategic Objective 2.1: *Strengthen partnerships for safer communities and enhance the Nation's capacity to prevent, control, and solve crime*. This program also supports OJP Strategic Objective 1.4: *Improve the effectiveness of the juvenile justice system*.

Funding
(Dollars in Thousands)

Base Funding

FY 2010 Enacted (w/resc./supps)				FY 2011 CR				FY 2012 Current Services			
Pos	Agt/ Atty	FTE	\$(000)	Pos	Agt/ Atty	FTE	\$(000)	Pos	Agt/ Atty	FTE	\$(000)
			\$91,095				\$91,095				\$91,095

Personnel Reduction Cost Summary

Type of Position	Modular Cost per Position (\$000)	Number of Positions Requested	FY 2012 Request (\$000)	FY 2013 Net Annualization (change from 2012) (\$000)	FY 2014 Net Annualization (change from 2013) (\$000)
Total Personnel					

Non-Personnel Reduction Cost Summary

Non-Personnel Item	Unit Cost	Quantity	FY 2012 Request (\$000)	FY 2013 Net Annualization (Change from 2012) (\$000)	FY 2014 Net Annualization (Change from 2013) (\$000)
Total Non-Personnel			-\$91,095		

Total Request for this Item

	Pos	Agt/ Atty	FTE	Personnel (\$000)	Non-Personnel (\$000)	Total (\$000)	FY 2013 Net Annualization (Change from 2012) (\$000)	FY 2014 Net Annualization (Change from 2013) (\$000)
Current Services					\$91,095	\$91,095		
Decreases					-\$91,095	-\$91,095		
Grand Total					\$0	\$0		

6. Offset Requests by Item

Item Name:	Title II Part B: Formula Grants
Budget Appropriation:	Juvenile Justice Programs
Strategic Goals & Objectives:	DOJ Strategic Goal 3, Objective 3.1 OJP Strategic Goal 1, Objective 1.4
Organizational Program:	Office of Juvenile Justice and Delinquency Prevention
Ranking:	29 of 63
Program Offset:	Positions 0 FTE 0 Dollars -\$75,000,000

Description of Item

The FY 2012 President's Budget does not request funding for the Title II Part B Formula Grants program, which is a decrease of \$75.0 million below the FY 2011 Continuing Resolution level. The Title II Part B Formula Grants program is the core program that supports states, local, and tribal efforts to improve the fairness and responsiveness of the juvenile justice system and to increase accountability of the juvenile offender. It is currently awarded to 49 states and 6 territories on a formula basis and is administered by the Office of Juvenile Justice and Delinquency Prevention (OJJDP).

In FY 2012, the Title II Part B Formula Grants program is being consolidated under the new Race to the Top-Style Juvenile Incentive System Improvement Grants program, which is being requested at \$120.0 million. This new grant program will consolidate existing formula grants targeting juvenile system improvements. Unlike the existing formula grant distribution of funds, the program will be competitive and will make awards to the states that demonstrate the highest achievement in key juvenile justice reforms and go beyond minimal compliance with basic mandates.

Justification

Since reaching a high in 1994, the arrest rate for juveniles has dropped dramatically—the juvenile violent crime arrest rate has declined by 45 percent; the overall juvenile arrest rate has dropped 32 percent. Unfortunately, this decrease has not occurred at the same rate in other areas of the juvenile justice system, such as juvenile court caseloads and juveniles in custody facilities. Specifically, compared to the drop in juvenile arrests, the juvenile court delinquency case rate has dropped only 15 percent and the custody placement rate has dropped 26 percent. Indications are that, despite the decrease in crime, too many youth are still being formally handled by the juvenile justice system at significant cost to state and local governments. Many states continue to hold nonviolent and status offenders in detention and corrections; and many indigent youthful offenders who are formally handled in the state(s) juvenile justice system lack meaningful access to counsel.

The new competitive program will build on the successes of the formula grants program and provide a mechanism to address those juvenile justice improvements which have progressed too slowly under the existing model. This program, which will be administered by OJJDP, will provide incentives to make needed additional improvements through a competitive process. Key factors for award selection will include:

- Proof of meaningful statewide and local collaboration of juvenile justice stakeholders in all stages of planning and implementation of the Juvenile Justice programming. Stakeholders should include, but are not limited to: law enforcement, courts, prosecutors, public defenders, social services, medical, mental health, substance abuse, families of youth in the system, education and work-force development.
- A record of compliance with mandates of the Juvenile Justice and Delinquency Prevention Act of 1974, to separate youth from adult offenders, removal of youth from adult jails and detention facilities and the de-institutionalization of status offenders from juvenile facilities.
- Meaningful and effective state-wide efforts aimed at compliance with the mandate of the Juvenile Justice and Delinquency Prevention Act of 1974, to reduce the disproportionate contact of minority youth with the juvenile justice system, to include the use of data to track progress at key points in the juvenile justice system.
- The ability to demonstrate successful implementation of Juvenile Justice strategies, programs, and procedures that are modeled on evidence-based practices with proven success.
- The development and use of validated risk assessment tools to determine and implement alternatives to detention and reduce unnecessary prosecutions and detention.
- Employment of diversion strategies, which include adoption of family and juvenile problem solving courts, administrative sanctions, alternative dispute resolution, community-based responses, and other alternatives for low level juvenile offenders.
- Demonstrated improvement of outcomes for youth in the system including recidivism of youth in the system.

Impact on Performance

This program supports DOJ Strategic Objectives 3.1: *Improve the crime fighting and criminal justice system capabilities of State, local, and tribal governments.* The program also corresponds with OJP Strategic Objective 1.4: *Improve the effectiveness of juvenile justice systems.*

Funding
(Dollars in Thousands)

Base Funding

FY 2010 Enacted (w/resc./supps)				FY 2011 CR				FY 2012 Current Services			
Pos	Agt/ Atty	FTE	\$(000)	Pos	Agt/ Atty	FTE	\$(000)	Pos	Agt/ Atty	FTE	\$(000)
			\$75,000				\$75,000				\$75,000

Personnel Increase Cost Summary

Type of Position	Modular Cost per Position (\$000)	Number of Positions Requested	FY 2012 Request (\$000)	FY 2013 Net Annualization (Change from 2012) (\$000)	FY 2014 Net Annualization (Change from 2013) (\$000)
Total Personnel					

Non-Personnel Reduction Cost Summary

Non-Personnel Item	Unit Cost	Quantity	FY 2012 Request (\$000)	FY 2013 Net Annualization (Change from 2012) (\$000)	FY 2014 Net Annualization (Change from 2013) (\$000)
Total Non-Personnel			-\$75,000		

Total Request for this Item

	Pos	Agt/ Atty	FTE	Personnel (\$000)	Non-Personnel (\$000)	Total (\$000)	FY 2013 Net Annualization (Change from 2012) (\$000)	FY 2014 Net Annualization (Change from 2013) (\$000)
Current Services					\$75,000	\$75,000		
Decrease					-\$75,000	-\$75,000		
Grand Total					\$0	\$0		

6. Offset Requests by Item

Item Name:	Juvenile Accountability Block Grant (JABG) Program
Budget Appropriation:	Juvenile Justice Programs
Strategic Goals & Objectives:	DOJ Strategic Goal 3, Objective 3.1 OJP Strategic Goal 1, Objective 1.4
Organizational Program:	Office of Juvenile Justice and Delinquency Prevention
Ranking:	30 of 63
Program Offset:	Positions 0 FTE 0 Dollars -\$55,000,000

Description of Item

The FY 2012 President's Budget does not request funding for the Juvenile Accountability Block Grant (JABG) program, a decrease of \$55.0 million from the FY 2011 Continuing Resolution level. This program is authorized under the Omnibus Crime Control and Safe Streets Act of 2002 (42 U.S.C. 3796ee et seq) and funds block grants to states to support a variety of accountability-based programs. JABG seeks to reduce juvenile offending through both offender-focused and system-focused activities that promote accountability.

In FY 2012, JABG is being consolidated under the new Race to the Top-Style Juvenile Incentive System Improvement Grants program, which is being requested at \$120.0 million. This new grant program will consolidate existing formula grants targeting juvenile system improvements. Unlike the existing formula grant distribution of funds, the program will be competitive and will make awards to the states that demonstrate the highest achievement in key juvenile justice reforms and go beyond minimal compliance with basic mandates.

Justification

Since reaching a high in 1994, the arrest rate for juveniles has dropped dramatically—the juvenile violent crime arrest rate has declined by 45 percent; the overall juvenile arrest rate has dropped 32 percent. Unfortunately, this decrease has not occurred at the same rate in other areas of the juvenile justice system, such as juvenile court caseloads and juveniles in custody facilities. Specifically, compared to the drop in juvenile arrests, the juvenile court delinquency case rate has dropped only 15 percent and the custody placement rate has dropped 26 percent. Indications are that, despite the decrease in crime, too many youth are still being formally handled by the juvenile justice system at significant cost to state and local governments. Many states continue to hold nonviolent and status offenders in detention and corrections; and many indigent youthful offenders who are formally handled in the state(s) juvenile justice system lack meaningful access to counsel.

The new competitive program will build on the successes of the formula grants program and provide a mechanism to address those juvenile justice improvements which have progressed too slowly under the existing model. This program, which will be administered by the Office of Juvenile Justice and Delinquency Prevention (OJJDP), will provide incentives to make needed additional improvements through a competitive process. Key factors for award selection will include:

- Proof of meaningful statewide and local collaboration of juvenile justice stakeholders in all stages of planning and implementation of the Juvenile Justice programming. Stakeholders should include, but are not limited to: law enforcement, courts, prosecutors, public defenders, social services, medical, mental health, substance abuse, families of youth in the system, education and work-force development.
- A record of compliance with mandates of the Juvenile Justice and Delinquency Prevention Act of 1974, to separate youth from adult offenders, removal of youth from adult jails and detention facilities and the de-institutionalization of status offenders from juvenile facilities.
- Meaningful and effective state-wide efforts aimed at compliance with the mandate of the Juvenile Justice and Delinquency Prevention Act of 1974, to reduce the disproportionate contact of minority youth with the juvenile justice system, to include the use of data to track progress at key points in the juvenile justice system.
- The ability to demonstrate successful implementation of Juvenile Justice strategies, programs, and procedures that are modeled on evidence-based practices with proven success.
- The development and use of validated risk assessment tools to determine and implement alternatives to detention and reduce unnecessary prosecutions and detention.
- Employment of diversion strategies, which include adoption of family and juvenile problem solving courts, administrative sanctions, alternative dispute resolution, community-based responses, and other alternatives for low level juvenile offenders.
- Demonstrated improvement of outcomes for youth in the system including recidivism of youth in the system.

Impact on Performances

This program supports DOJ Strategic Objectives 3.1: *Improve the crime fighting and criminal justice system capabilities of State, local, and tribal governments.* The program also corresponds with OJP Strategic Objective 1.4: *Improve the effectiveness of juvenile justice systems.*

Funding
(Dollars in Thousands)

Base Funding

FY 2010 Enacted (w/resc./supps)				FY 2011 CR				FY 2012 Current Services			
Pos	Agt/ Atty	FTE	\$(000)	Pos	Agt/ Atty	FTE	\$(000)	Pos	Agt/ Atty	FTE	\$(000)
			\$55,000				\$55,000				\$55,000

Personnel Reduction Cost Summary

Type of Position	Modular Cost per Position (\$000)	Number of Positions Requested	FY 2012 Request (\$000)	FY 2013 Net Annualization (Change from 2012) (\$000)	FY 2014 Net Annualization (Change from 2013) (\$000)
Total Personnel			-\$55,000		

Non-Personnel Reduction Cost Summary

Non-Personnel Item	Unit Cost	Quantity	FY 2012 Request (\$000)	FY 2013 Net Annualization (Change from 2012) (\$000)	FY 2014 Net Annualization (Change from 2013) (\$000)
Total Non-Personnel			\$0		

Total Request for this Item

	Pos	Agt/ Atty	FTE	Personnel (\$000)	Non- Personnel (\$000)	Total (\$000)	FY 2013 Net Annualization (Change from 2012) (\$000)	FY 2014 Net Annualization (Change from 2013) (\$000)
Current Services					\$55,000	\$55,000		
Decreases					-\$55,000	-\$55,000		
Grand Total					\$0	\$0		

6. Offset Requests by Item

Item Name:	Statewide Automated Victim Identification and Notification (SAVIN) Program
Budget Appropriation:	Justice Assistance
Strategic Goals & Objectives:	DOJ Strategic Goal 3, Objective 3.7 OJP Strategic Goal 3, Objective 3.2
Organizational Program:	Bureau of Justice Assistance
Ranking:	31 of 63
Program Offset:	Positions 0 FTE 0 Dollars -\$12,000,000

Description of Item

The FY 2012 President's Budget does not request funding for the Statewide Automated Victim Identification and Notification (SAVIN) program, a decrease of \$12.0 million below the FY 2011 Continuing Resolution level. The SAVIN Program helps protect crime victims from further victimization and ensures their legal rights are upheld by providing registered victims with timely and accurate information about important dates and developments relating to the criminal proceedings in the case (such as trial dates, times, or changes; probation hearings; inmate relocation; and offender release). This information enables victims to fully participate in the judicial process while maintaining total anonymity. Effective SAVIN programs increase victim safety, meet legislative requirements, and minimize the costs associated with keeping victims informed.

Justification

In FY 2009, OJP had funding remaining for this program, even after making awards to all eligible applications. In FY 2010, OJP did not receive any applications to fund the creation of new SAVIN programs, only applications for funding to enhance existing SAVIN programs. States have made significant progress in their victim notification systems and have developed and built the capacity to sustain these systems moving forward. BJA believes that the significant investment made in developing these systems will sustain momentum for the states.

Impact on Performance

This program supports DOJ Strategic Objective 3.7: *Uphold the rights and improve services to America's crime victims*. It also supports OJP Strategic Objectives 3.1: *Provide compensation and services for victims and their survivors*, and 3.2: *Increase participation of victims in the justice process*.

Funding
(Dollars in Thousands)

Base Funding

FY 2010 Enacted (w/resc./supps)				FY 2011 CR				FY 2012 Current Services			
Pos	agt/ atty	FTE	\$(000)	Pos	agt/ atty	FTE	\$(000)	Pos	agt/ atty	FTE	\$(000)
			\$12,000				\$12,000				\$12,000

Personnel Reduction Cost Summary

Type of Position	Modular Cost per Position (\$000)	Number of Positions Requested	FY 2012 Request (\$000)	FY 2013 Net Annualization (change from 2012) (\$000)	FY 2014 Net Annualization (change from 2013) (\$000)
Total Personnel					

Non-Personnel Reduction Cost Summary

Non-Personnel Item	Unit Cost	Quantity	FY 2012 Request (\$000)	FY 2013 Net Annualization (Change from 2012) (\$000)	FY 2014 Net Annualization (Change from 2013) (\$000)
Total Non-Personnel			-\$12,000		

Total Request for this Item

	Pos	Agt/ Atty	FTE	Personnel (\$000)	Non-Personnel (\$000)	Total (\$000)	FY 2013 Net Annualization (Change from 2012) (\$000)	FY 2014 Net Annualization (Change from 2013) (\$000)
Current Services					\$12,000	\$12,000		
Decreases					-\$12,000	-\$12,000		
Grand Total					\$0	\$0		

6. Offset Requests by Item

Item Name:	State and Local Gun Crime Prosecution Assistance and Gang Violence Reduction
Budget Appropriation:	State and Local Law Enforcement Assistance
Strategic Goals & Objectives:	DOJ Strategic Goal 2, Objective 2.1 OJP Strategic Goal 1, Objective 1.1
Organizational Program:	Bureau of Justice Assistance
Ranking:	32 of 63
Program Offset:	Positions 0 FTE 0 Dollars -\$2,500,000

Description of Item

The FY 2012 President's Budget requests \$12.5 million for the State and Local Gun Crime and Gang Violence Reduction program, a decrease of \$2.5 million from the FY 2011 Continuing Resolution level. Administered by the Bureau of Justice Assistance, the goal of this program is to improve the capacity of state, local, tribal law enforcement and criminal justice agencies as well as communities to address gun violence, violent crime and gangs. The State and Local Gun Crime and Gang Violence Reduction program provides grants, training, and technical assistance to the nation's 94 federal judicial districts to support the work of Project Safe Neighborhoods task forces. Of the \$12.5 million requested for FY 2012, \$5 million will be used to support grants supporting comprehensive public safety pilots in tribal areas.

Justification

This modest decrease simply reflects the need to trim budgets in this deficit-reduction environment.

Impact on Performance

This initiative supports DOJ Strategic Objective 2.1: *Strengthen partnerships for safer communities and enhance the nation's capacity to prevent, solve, and control crime* as well as OJP Strategic Objective 1.1: *Improve policing and prosecution effectiveness*.

Funding
(Dollars in Thousands)

Base Funding

FY 2010 Enacted (w/resc./supps)				FY 2011 CR				FY 2012 Current Services			
Pos	Agt/ Atty	FTE	\$(000)	Pos	Agt/ Atty	FTE	\$(000)	Pos	Agt/ Atty	FTE	\$(000)
			\$15,000				\$15,000				\$15,000

Personnel Reduction Cost Summary

Type of Position	Modular Cost per Position (\$000)	Number of Positions Requested	FY 2012 Request (\$000)	FY 2013 Net Annualization (change from 2012) (\$000)	FY 2014 Net Annualization (change from 2013) (\$000)
Total Personnel					

Non-Personnel Reduction Cost Summary

Non-Personnel Item	Unit Cost	Quantity	FY 2012 Request (\$000)	FY 2013 Net Annualization (Change from 2012) (\$000)	FY 2014 Net Annualization (Change from 2013) (\$000)
Total Non-Personnel			-\$2,500		

Total Request for this Item

	Pos	Agt/ Atty	FTE	Personnel (\$000)	Non-Personnel (\$000)	Total (\$000)	FY 2013 Net Annualization (Change from 2012) (\$000)	FY 2014 Net Annualization (Change from 2013) (\$000)
Current Services					\$15,000	\$15,000		
Decreases					-\$2,500	-\$2,500		
Grand Total					\$12,500	\$12,500		

6. Offset Requests by Item

Item Name:	Victims of Trafficking
Budget Appropriation:	State and Local Law Enforcement Assistance
Strategic Goals & Objectives:	DOJ Strategic Goal 3, Objective 3.7 OJP Strategic Goal 3, Objective 3.1
Organizational Program:	Bureau of Justice Assistance Office of Victims of Crime
Ranking:	34 of 63
Program Offset:	Positions 0 FTE 0 Dollars -\$2,500,000

Description of Item

The FY 2012 President's Budget requests \$10.0 million for the Victims of Trafficking program, a decrease of \$2.5 million from the FY 2011 Continuing Resolution level. This funding, which will be jointly managed by the Bureau of Justice Assistance (BJA) and the Office for Victims of Crime (OVC), will help state, local, and tribal law enforcement as well as victim services providers expand human trafficking task forces to improve their ability to identify and rescue victims of human trafficking.

The Victims of Trafficking program supports grants to local law enforcement and victim service providers to fund collaborative efforts to identify, rescue, and assist victims of all forms of human trafficking. Whenever possible, BJA and OVC coordinate awards to law enforcement and victim services providers located in the same geographic areas to support the development of ongoing human trafficking task forces capable of addressing the full range of public safety and criminal justice issues surrounding human trafficking. This program also funds training and technical assistance to support local efforts to address trafficking in persons and its consequences.

Justification

This is an important priority area for the Department and OJP; while fiscal belt-tightening does not allow more funding to be allocated for this important initiative other funding sources within the Department could be leveraged to address the needs of human trafficking task forces. The Byrne Justice Assistance Grant program for example could be utilized for this initiative.

Impact on Performance

This initiative will support DOJ Strategic Objective 3.7: *Uphold the rights and improve services to America's crime victims*, and OJP Strategic Objective 3.1: *Provide compensation and services for victims and their survivors*.

This program will enhance partnerships between the federal and local law enforcement as well as victim service providers to work in tandem via enhanced information sharing and usage as well as training to identify, investigate, and rescue victims of human trafficking.

Funding
(Dollars in Thousands)

Base Funding

FY 2010 Enacted (w/resc./supps)				FY 2011 CR				FY 2012 Current Services			
Pos	Agt/ Atty	FTE	\$(000)	Pos	Agt/ Atty	FTE	\$(000)	Pos	Agt/ Atty	FTE	\$(000)
			\$12,500				\$12,500				\$12,500

Personnel Reduction Cost Summary

Type of Position	Modular Cost per Position (\$000)	Number of Positions Requested	FY 2012 Request (\$000)	FY 2013 Net Annualization (change from 2012) (\$000)	FY 2014 Net Annualization (change from 2013) (\$000)
Total Personnel					

Non-Personnel Reduction Cost Summary

Non-Personnel Item	Unit Cost	Quantity	FY 2012 Request (\$000)	FY 2013 Net Annualization (Change from 2012) (\$000)	FY 2014 Net Annualization (Change from 2013) (\$000)
Total Non-Personnel			-\$2,500		

Total Request for this Item

	Pos	Agt/ Atty	FTE	Personnel (\$000)	Non-Personnel (\$000)	Total (\$000)	FY 2013 Net Annualization (Change from 2012) (\$000)	FY 2014 Net Annualization (Change from 2013) (\$000)
Current Services					\$12,500	\$12,500		
Decreases					-\$2,500	-\$2,500		
Grand Total					\$10,000	\$10,000		

6. Offset Requests by Item

Item Name:	Drug Court Program
Budget Appropriation:	State and Local Law Enforcement Assistance
Strategic Goals & Objectives:	DOJ Strategic Goal 3, Objective 3.6 OJP Strategic Goal 2, Objective 2.2
Organizational Program:	Bureau of Justice Assistance
Ranking:	35 of 63
Program Offset:	Positions 0 FTE 0 Dollars -\$45,000,000

Description of Item

The FY 2012 President's Budget proposes consolidating the Drug Court Program into a new initiative, the Problem Solving Justice program, which will help state, local, and tribal governments expand the use of evidence-based problem solving courts strategies. As a result of this consolidation, OJP is not requesting an independent appropriation for the Drug Court program in FY 2012, a decrease of \$45.0 million from the FY 2011 Continuing Resolution level.

The Drug Court program provides grants and technical assistance to state, local, and tribal governments to support the development, expansion, and enhancement of drug courts. This program also supports evaluations of the effectiveness of drug courts and drug courts strategies, including ongoing efforts to examine how drug courts are different today, how they have evolved from the original model and current barriers to compliance with the 10 key components of the drug court model.

Justification

Many of the offenders who encounter the criminal justice system are individuals with medical, psychological, and social problems. These cases are increasing in number and pose particular challenges for courts, both large and small. Traditional criminal justice and court processes were not designed to address the underlying social and psychosocial issues that lead these cases to the criminal justice system and all too often, the courtroom.

To remedy this problem, the Problem Solving Justice program will coordinate and expand on the efforts of the Drug Court and Mentally Ill Offender Act programs to help communities develop system-wide responses to these offenders. This consolidation will continue the work of the existing Drug Court program and assist communities in implementing new and innovative problem solving courts programs to meet their unique local needs.

Impact on Performance

This program enhancement supports DOJ's Strategic Objective 3.6: *Promote and strengthen innovative strategies in the administration of state and local justice systems*. This program also supports OJP Strategic Objective 2.2: *Improve corrections and reduce recidivism*.

Because the program is proposed for partnering with the Mentally Ill Offender Act/Mental Health Courts Program, the funds will be used for the purposes stated above. No negative impact is expected with the approval of the collaboration.

Funding
(Dollars in Thousands)

Base Funding

FY 2010 Enacted (w/resc./supps)				FY 2011 CR				FY 2012 Current Services			
Pos	Agt/ Atty	FTE	\$(000)	Pos	Agt/ Atty	FTE	\$(000)	Pos	Agt/ Atty	FTE	\$(000)
			\$45,000				\$45,000				\$45,000

Personnel Reduction Cost Summary

Type of Position	Modular Cost per Position (\$000)	Number of Positions Requested	FY 2012 Request (\$000)	FY 2013 Net Annualization (change from 2012) (\$000)	FY 2014 Net Annualization (change from 2013) (\$000)
Total Personnel					

Non-Personnel Reduction Cost Summary

Non-Personnel Item	Unit Cost	Quantity	FY 2012 Request (\$000)	FY 2013 Net Annualization (Change from 2012) (\$000)	FY 2014 Net Annualization (Change from 2013) (\$000)
Total Non-Personnel			-\$45,000		

Total Request for this Item

	Pos	Agt/ Atty	FTE	Personnel (\$000)	Non- Personnel (\$000)	Total (\$000)	FY 2013 Net Annualization (Change from 2012) (\$000)	FY 2014 Net Annualization (Change from 2013) (\$000)
Current Services					\$45,000	\$45,000		
Decreases					-\$45,000	-\$45,000		
Grand Total					\$0	\$0		

6. Offset Requests by Item

Item Name:	Mentally Ill Offender Act
Budget Appropriation:	State and Local Law Enforcement Assistance
Strategic Goals & Objectives:	DOJ Strategic Goal 2, Objective 2.1 OJP Strategic Goal 2, Objective 2.1
Organizational Program:	Bureau of Justice Assistance
Ranking:	36 of 63
Program Offset:	Positions 0 FTE 0 Dollars -\$12,000,000

Description of Item

The FY 2012 President's Budget OJP proposes consolidating the Mentally Ill Offender Act program into a new initiative, the Problem Solving Justice program, which will help state, local, and tribal governments expand the use of evidence-based problem solving courts strategies. As a result of this consolidation, OJP is not requesting an independent appropriation for the Mentally Ill Offender Act program in FY 2012, a decrease of \$12.0 million from the FY 2011 Continuing Resolution level.

The Mentally Ill Offender Act program assists state, local, and tribal governments in designing and implementing collaborative efforts between criminal justice and mental health systems, improving access to effective treatment for offenders with mental illnesses or co-occurring mental health and substance use disorders. In addition to awarding grants, this program provides training and technical assistance to grant recipients and encourage them to foster collaboration between state and local governments that foster problem solving efforts targeted to mental illness and the justice system.

Justification

Many of the offenders who encounter the criminal justice system are individuals with medical, psychological, and social problems. These cases are increasing in number and pose particular challenges for courts, both large and small. Traditional criminal justice and court processes were not designed to address the underlying social and psychosocial issues that lead these cases to the criminal justice system and all too often, the courtroom.

To remedy this problem, the Problem Solving Justice program will coordinate and expand on the efforts of the Drug Courts and Mentally Ill Offender Act programs to help communities develop multi-faceted strategies that bring criminal justice, social services, and public health agencies, and community organizations together to develop system-wide responses to these offenders. This consolidation continue the work of the existing Mentally Ill Offender Act program and assist communities in implementing new and innovative problem solving courts programs to

meet their unique local needs.

Impact on Performance

This program enhancement supports DOJ's Strategic Objective 2.1: *Strengthen partnerships for safer communities and enhance the Nation's capacity to prevent, control, and solve crime*. This program also supports OJP Strategic Objective 2.1: *Improve the adjudication of state, local, and tribal laws*.

Because this program is proposed for partnering with Drug Courts as oppose to an independent line item, the funds will be used for the purposes stated above. No negative impact is expected with the approval of the collaboration.

Funding
(Dollars in Thousands)

Base Funding

FY 2010 Enacted (w/resc./supps)				FY 2011 CR				FY 2012 Current Services			
Pos	Agt/ Atty	FTE	\$(000)	Pos	Agt/ Atty	FTE	\$(000)	Pos	Agt/ Atty	FTE	\$(000)
			\$12,000				\$12,000				\$12,000

Personnel Reduction Cost Summary

Type of Position	Modular Cost per Position (\$000)	Number of Positions Requested	FY 2012 Request (\$000)	FY 2013 Net Annualization (change from 2012) (\$000)	FY 2014 Net Annualization (change from 2013) (\$000)
Total Personnel					

Non-Personnel Reduction Cost Summary

Non-Personnel Item	Unit Cost	Quantity	FY 2012 Request (\$000)	FY 2013 Net Annualization (Change from 2012) (\$000)	FY 2014 Net Annualization (Change from 2013) (\$000)
Total Non-Personnel			-\$12,000		

Total Request for this Item

	Pos	Agt/ Atty	FTE	Personnel (\$000)	Non-Personnel (\$000)	Total (\$000)	FY 2013 Net Annualization (Change from 2012) (\$000)	FY 2014 Net Annualization (Change from 2013) (\$000)
Current Services					\$12,000	\$12,000		
Decreases					-\$12,000	-\$12,000		
Grand Total					\$0	\$0		

6. Offset Requests by Item

Item Name:	Indian Country Initiatives
Budget Appropriation:	State and Local Law Enforcement Assistance
Strategic Goals & Objectives:	DOJ Strategic Goal 2, Objective 2.1 OJP Strategic Goal 1, Objective 1.1, 2.1, and 3.1
Organizational Program:	Bureau of Justice Assistance
Ranking:	37 of 63
Program Offset:	Positions 0 FTE 0 Dollars -\$50,000,000

Description of Item

In FY 2012, OJP requests no separate appropriations for its Indian Country Initiatives. Instead, OJP proposes to create a new discretionary set-aside of seven percent of OJP's discretionary funding to fund tribal justice assistance programs, including the activities of OJP's existing tribal assistance programs. Based on the amounts included in the FY 2012 President's Budget, this set-aside, if enacted, would provide \$113.9 million to support tribal justice assistance programs, including all of the activities of OJP's existing Indian Country programs. This is a substantial increase over FY 2011 Continuing Resolution levels for Indian Country programs.

The following program areas will be included in the proposed Tribal set-aside, which also may be used by OJP to address other pressing tribal justice and public safety needs:

- The Indian Country Prison Grants program supports the construction of detention facilities on tribal lands for the incarceration of offenders under tribal jurisdiction. OJP coordinates grant awards and facility planning efforts with the Department of the Interior's Bureau of Indian Affairs (BIA), ensuring that each grantee's facility will meet BIA detention facility requirements.
- The Tribal Courts Assistance Program provides court-related support to tribal justice systems. First announced in FY 1999 and administered by the BJA, this program provides grants to federally-recognized tribal communities to plan, implement, and enhance tribal justice systems. This program aims to help develop new tribal courts, improve the operations of existing tribal courts, and provide funding for technical assistance and training of tribal court staff.
- The Indian Alcohol and Substance Abuse Program provides resources through a competitive application process to American Indian and Alaska Native communities to plan and implement comprehensive, system-wide strategies to reduce and control crime associated with the distribution and abuse of alcohol and controlled substances. This

program emphasizes developing culturally appropriate public safety strategies in which grantees form partnerships among law enforcement, the courts, treatment providers, and community members to accomplish their goals and objectives.

- The Legal Assistance program awards discretionary grants to support training and technical assistance for tribal justice systems and civil and criminal legal assistance services for Indian tribes and their members.

Justification

Many Indian tribes and Native Alaskan communities are struggling with the challenge of responding to the high rates of crime and persistent criminal justice problems that plague many of their communities. Improving law enforcement and criminal justice systems in Indian country is a complex challenge due to tribal sovereignty and the legal issues that surround it. Creating the tribal justice assistance set-aside proposed above will ensure a steady, reliable source of funding to support OJP's tribal justice assistance efforts and allow OJP and its grantees greater flexibility in using grant funding.

Impact on Performance

This program supports DOJ's Strategic Objective 2.1: *Strengthen partnerships for safer communities and enhance the Nation's capacity to prevent, control, and solve crime*. This program also supports OJP Strategic Objectives 1.1: *Improve policing and prosecution effectiveness*; 2.1: *Improve the adjudication of state, local, and tribal laws*; and 3.1: *Provide compensation and services for victims and their survivors*.

Funding
(Dollars in Thousands)

Base Funding

FY 2010 Enacted (w/resc./supps)				FY 2011 CR				FY 2012 Current Services			
Pos	Agt/ Atty	FTE	\$(000)	Pos	Agt/ Atty	FTE	\$(000)	Pos	Agt/ Atty	FTE	\$(000)
			\$50,000				\$50,000				\$50,000

Personnel Reduction Cost Summary

Type of Position	Modular Cost per Position (\$000)	Number of Positions Requested	FY 2012 Request (\$000)	FY 2013 Net Annualization (change from 2012) (\$000)	FY 2014 Net Annualization (change from 2013) (\$000)
Total Personnel					

Non-Personnel Reduction Cost Summary

Non-Personnel Item	Unit Cost	Quantity	FY 2012 Request (\$000)	FY 2013 Net Annualization (Change from 2012) (\$000)	FY 2014 Net Annualization (Change from 2013) (\$000)
Total Non-Personnel			-\$50,000		

Total Request for this Item

	Pos	Agt/ Atty	FTE	Personnel (\$000)	Non-Personnel (\$000)	Total (\$000)	FY 2013 Net Annualization (Change from 2012) (\$000)	FY 2014 Net Annualization (Change from 2013) (\$000)
Current Services					\$50,000	\$50,000		
Decreases					-\$50,000	-\$50,000		
Grand Total					\$0	\$0		

6. Offset Requests by Item

Item Name:	Weed and Seed Program
Budget Appropriation:	Weed and Seed Program Fund
Strategic Goals & Objectives:	DOJ Strategic Goal 2, Objective 2.1 OJP Strategic Goal 1, Objective 1.1
Organizational Program:	Community Capacity and Development Office
Ranking:	38 of 63
Program Offset:	Positions 0 FTE 0 Dollars -\$20,000,000

Description of Item

The FY 2012 President's Budget does not request funding for the Weed and Seed program, a decrease of \$20.0 million from the FY 2011 Continuing Resolution level. However, the President's Budget requests \$30.0 million for the Byrne Criminal Justice Innovation Program, which is designed as the "next generation" of the Weed and Seed Program, building on its principles and "lessons learned".

Justification

Building on concepts employed in the Weed and Seed Program, this new program will support the Administration's Neighborhood Revitalization Initiative (for more information, go to http://www.whitehouse.gov/sites/default/files/nri_description.pdf) by providing demonstration grants in selected communities to support innovative, place-based, evidence-based approaches to fighting crime and improving public safety. The program will be coordinated with the Departments of Education and Housing and Urban Development, among other agencies, in support of the Administration's continued support for cost-effective, place-based policy solutions.

It is, therefore, anticipated that replacing Weed and Seed with the Byrne Criminal Justice Innovations Program will allow for numerous program improvements and efficiencies by:

- Promoting and improving collaboration with other federal agencies;
- Increasing flexibility of program and funding requirements to support federal and local collaborations;
- Encouraging a renewed emphasis on evidence-based and/or data supported approaches;
- Promoting long-term sustainability of program outcomes through strategic planning, training and technical assistance; and

- Using multi-disciplinary, community-based partnerships to improve public safety support at the federal, state, local and tribal levels.

Impact on Performance

This program supports DOJ Strategic Goal 2.1: *Prevent crime, enforce Federal laws, and represent the rights and interests of the American people.* Programs identified under this account directly support OJP Strategic Goal 1.1: *Improve policing and prosecution effectiveness.*

Funding
(Dollars in Thousands)

Base Funding

FY 2010 Enacted (w/resc./supps)				FY 2011 CR				FY 2012 Current Services			
Pos	Agt/ Atty	FTE	\$(000)	Pos	Agt/ Atty	FTE	\$(000)	Pos	Agt/ Atty	FTE	\$(000)
			\$20,000				\$20,000				\$20,000

Personnel Reduction Cost Summary

Type of Position	Modular Cost per Position (\$000)	Number of Positions Requested	FY 2012 Request (\$000)	FY 2013 Net Annualization (change from 2012) (\$000)	FY 2014 Net Annualization (change from 2013) (\$000)
Total Personnel					

Non-Personnel Reduction Cost Summary

Non-Personnel Item	Unit Cost	Quantity	FY 2012 Request (\$000)	FY 2013 Net Annualization (Change from 2012) (\$000)	FY 2014 Net Annualization (Change from 2013) (\$000)
Total Non-Personnel			-\$20,000		

Total Request for this Item

	Pos	Agt/Atty	FTE	Personnel (\$000)	Non-Personnel (\$000)	Total (\$000)	FY 2013 Net Annualization (Change from 2012) (\$000)	FY 2014 Net Annualization (Change from 2013) (\$000)
Current Services					\$20,000	\$20,000		
Decreases					-\$20,000	-\$20,000		
Grand Total					\$0	\$0		

6. Offset Requests by Item

Item Name:	Training Program to Assist Probation and Parole Officers
Budget Appropriation:	State and Local Law Enforcement Assistance
Strategic Goals & Objectives:	DOJ Strategic Goal 2, Objective 2.1 OJP Strategic Goal 1, Objective 2.2
Organizational Program:	Office of Sex Offender Sentencing, Monitoring, Apprehending, Registering, and Tracking (SMART)
Ranking:	39 of 63
Program Offset:	Positions 0 FTE 0 Dollars -\$3,500,000

Description of Item

The FY 2012 President's Budget does not propose funding for the Training Program to Assist Probation and Parole Officers, a decrease of \$3.5 million from the FY 2011 Continuing Resolution level. This program provides training and technical assistance to state, local, and tribal jurisdictions to help them establish comprehensive strategies to manage sex offenders under community supervision, and addresses the issues that community corrections (parole and probation) officials face with the transition of sex offenders back into the community.

Justification

The Administration and Congress share concern about the current state of the nation's economy. The President's Budget reflects the President's commitment to cutting the deficit and restoring fiscal sustainability. This is a significant challenge, which required the Administration to make very difficult funding decisions across the Federal government, including redirecting resources from some existing programs to address the most urgent national priorities.

Whenever possible, the President's Budget proposes to consolidate existing programs into larger, more flexible programs that offer state, local, and tribal grantees greater flexibility in using grant funding and developing innovative approaches to their criminal justice needs. The President's Budget concentrates funding on programs that promote the adoption and use of proven, evidence-based programs throughout state, local, and tribal criminal justice systems. New programs included in the President's Budget address urgent unmet criminal justice needs, or contribute to the development of new evidence-based programs and greater understanding of the nation's law enforcement and criminal justice challenges.

Impact on Performance

This program supports DOJ's Strategic Objective 2.1: *Strengthen partnerships for safer communities and enhance the Nation's capacity to prevent, control, and solve crime.* This program also supports OJP Strategic Objective 2.2: *Improve corrections and reduce recidivism.*

Funding
(Dollars in Thousands)

Base Funding

FY 2010 Enacted (w/resc./supps)				FY 2011 CR				FY 2012 Current Services			
Pos	Agt/ Atty	FTE	\$(000)	Pos	Agt/ Atty	FTE	\$(000)	Pos	Agt/ Atty	FTE	\$(000)
			\$3,500				\$3,500				\$3,500

Personnel Reduction Cost Summary

Type of Position	Modular Cost per Position (\$000)	Number of Positions Requested	FY 2012 Request (\$000)	FY 2013 Net Annualization (change from 2012) (\$000)	FY 2014 Net Annualization (change from 2013) (\$000)
Total Personnel					

Non-Personnel Reduction Cost Summary

Non-Personnel Item	Unit Cost	Quantity	FY 2012 Request (\$000)	FY 2013 Net Annualization (Change from 2012) (\$000)	FY 2014 Net Annualization (Change from 2013) (\$000)
Total Non-Personnel			-\$3,500		

Total Request for this Item

	Pos	Agt/ Atty	FTE	Personnel (\$000)	Non-Personnel (\$000)	Total (\$000)	FY 2013 Net Annualization (Change from 2012) (\$000)	FY 2014 Net Annualization (Change from 2013) (\$000)
Current Services					\$3,500	\$3,500		
Decreases					-\$3,500	-\$3,500		
Grand Total					\$0	\$0		

6. Offset Requests by Item

Item Name:	Research on Violence Against Women in Indian Country
Budget Appropriation:	State and Local Law Enforcement Assistance
Strategic Goals & Objectives:	DOJ Strategic Goal 3, Objective 3.7 OJP Strategic Goal 3, Objective 3.1
Organizational Program:	National Institute of Justice
Ranking:	40 of 63
Program Offset:	Positions 0 FTE 0 Dollars -\$1,000,000

Description of Item

The FY 2012 President's Budget does not request funding for the Violence Against Women in Indian Country research initiative, a decrease of \$1.0 million from the FY 2011 Continuing Resolution level. In FY 2012, \$1.0 million is requested for this program within the Office on Violence Against Women budget request.

Justification

The President's Budget reflects many difficult funding decisions required to create a fiscally responsible budget that addresses the nation's most important law enforcement and criminal justice challenges. Although the President's Budget does not request funds for this program in FY 2012, the Administration remains committed to combating violence against women and will bring resources from other programs to bear on this issue. For example, the OJP tribal assistance set aside and the new Crime Victims Fund set-asides for violence against women programs proposed in the FY 2012 President's budget will provide new resources to address violence against all American women, including Native Americans.

Impact on Performance

This program supports DOJ's Strategic Objective 3.7: *Uphold the rights and improve services America's crime victims*; and OJP's Strategic Objective 3.1: *Provide compensation and services for victims and their survivors*.

Funding
(Dollars in Thousands)

Base Funding

FY 2010 Enacted (w/resc./supps)				FY 2011 CR				FY 2012 Current Services			
Pos	Agt/ Atty	FTE	\$(000)	Pos	Agt/ Atty	FTE	\$(000)	Pos	Agt/ Atty	FTE	\$(000)
			\$1,000				\$1,000				\$1,000

Personnel Reduction Cost Summary

Type of Position	Modular Cost per Position (\$000)	Number of Positions Requested	FY 2012 Request (\$000)	FY 2013 Net Annualization (change from 2012) (\$000)	FY 2014 Net Annualization (change from 2013) (\$000)
Total Personnel					

Non-Personnel Reduction Cost Summary

Non-Personnel Item	Unit Cost	Quantity	FY 2012 Request (\$000)	FY 2013 Net Annualization (Change from 2012) (\$000)	FY 2014 Net Annualization (Change from 2013) (\$000)
Total Non-Personnel			-\$1,000		

Total Request for this Item

	Pos	Agt/Atty	FTE	Personnel (\$000)	Non-Personnel (\$000)	Total (\$000)	FY 2013 Net Annualization (Change from 2012) (\$000)	FY 2014 Net Annualization (Change from 2013) (\$000)
Current Services					\$1,000	\$1,000		
Decreases					-\$1,000	-\$1,000		
Grand Total					\$0	\$0		

6. Offset Requests by Item

Item Name:	Economic, High-technology, and Cybercrime Prevention Program
Budget Appropriation:	State and Local Law Enforcement Assistance
Strategic Goals & Objectives:	DOJ Strategic Goal 2, Objective 2.5 OJP Strategic Goal 1, Objective 1.3
Organizational Program:	Bureau of Justice Assistance
Ranking:	41 of 63
Program Offset:	Positions 0 FTE 0 Dollars -\$20,000,000

Description of Item

The FY 2012 President's Budget does not request funding for the Economic, High-technology, and Cybercrime Prevention program, a decrease of \$20.0 million from the FY 2011 Continuing Resolution level. This program, administered by the Bureau of Justice Assistance (BJA), provides grants, training, and technical assistance to state, local, and tribal governments to support efforts to combat economic, high-technology, and internet crimes, including the intellectual property crimes of counterfeiting and piracy.

Justification

The Administration remains committed to fighting economic crime and cybercrime in all of its forms and will continue to address this issue through the work of the White House Office of the Intellectual Property Enforcement and DOJ's Task Force on Intellectual Property.

The Administration and Congress share concern about the current state of the nation's economy. The President's Budget reflects the President's commitment to cutting the deficit and restoring fiscal sustainability. This is a significant challenge, which required the Administration to make very difficult funding decisions across the Federal government, including redirecting resources from some existing programs to address the most urgent national priorities.

Impact on Performance

This program supports DOJ's Strategic Objective 2.5: *Combat public and corporate corruption, fraud, economic crime, and cybercrime*. This program also supports OJP Strategic Objective 1.3: *Increase the availability and use of technological resources to combat crime*.

Funding
(Dollars in Thousands)

Base Funding

FY 2010 Enacted (w/resc./supps)				FY 2011 CR				FY 2012 Current Services			
Pos	Agt/ Atty	FTE	\$(000)	Pos	Agt/ Atty	FTE	\$(000)	Pos	Agt/ Atty	FTE	\$(000)
			\$20,000				\$20,000				\$20,000

Personnel Reduction Cost Summary

Type of Position	Modular Cost per Position (\$000)	Number of Positions Requested	FY 2012 Request (\$000)	FY 2013 Net Annualization (change from 2012) (\$000)	FY 2014 Net Annualization (change from 2013) (\$000)
Total Personnel					

Non-Personnel Reduction Cost Summary

Non-Personnel Item	Unit Cost	Quantity	FY 2012 Request (\$000)	FY 2013 Net Annualization (Change from 2012) (\$000)	FY 2014 Net Annualization (Change from 2013) (\$000)
Total Non-Personnel			-\$20,000		

Total Request for this Item

	Pos	Agt/ Atty	FTE	Personnel (\$000)	Non-Personnel (\$000)	Total (\$000)	FY 2013 Net Annualization (Change from 2012) (\$000)	FY 2014 Net Annualization (Change from 2013) (\$000)
Current Services					\$20,000	\$20,000		
Decreases					-\$20,000	-\$20,000		
Grand Total					\$0	\$0		

6. Offset Requests by Item

Item Name:	Paul Coverdell Forensic Science Improvement Grant Program
Budget Appropriation:	State and Local Law Enforcement Assistance
Strategic Goals & Objectives:	DOJ Strategic Goal 1, Objective 2 OJP Strategic Goal 3, Objective 1.3
Organizational Program:	National Institute of Justice
Ranking:	42 of 63
Program Offset:	Positions 0 FTE 0 Dollars -\$35,000,000

Description of Item

The FY 2012 President's Budget does not propose funding for the Paul Coverdell Forensic Science Improvement Grant program, a decrease of \$35 million from the FY 2011 Continuing Resolution level. This program awards grants to states and units of local government to help improve the quality and timeliness of forensic science and medical examiner services. Funds may be used to eliminate a backlog in the analysis of forensic evidence and to train and employ forensic laboratory personnel, as needed, to eliminate such a backlog. This program is administered by the National Institute of Justice, the research arm of the Department of Justice.

Justification

The Administration and the Congress share concern about the current state of the nation's economy. The President's Budget reflects the President's commitment to cutting the deficit and restoring fiscal sustainability. This is a significant challenge, which required the Administration to make very difficult funding decisions across the Federal government, including redirecting resources from some existing programs to address the most urgent national priorities.

Whenever possible, the President's Budget proposes to consolidate existing programs into larger, more flexible programs that offer state, local, and tribal grantees greater flexibility in using grant funding and developing innovative approaches to their criminal justice needs. The President's Budget concentrates funding on programs that promote the adoption and use of proven, evidence-based programs throughout state, local, and tribal criminal justice systems. New programs included in the President's Budget address urgent unmet criminal justice needs, or contribute to the development of new evidence-based programs and greater understanding of the nation's law enforcement and criminal justice challenges. NIJ will continue to provide training and support to build capacity and reduce backlogs in state and local DNA crime labs through the DNA Initiative.

In addition to funding state and local efforts to address DNA evidence analysis backlogs, the

Coverdell Program supports backlog reduction and capacity-building efforts in significant non-DNA forensic areas such as in toxicology, impression evidence, and ballistics. NIJ will work with its partners to identify additional resources to support non-DNA forensic activities in state and local crime labs and medical examiner offices.

Impact on Performance

This program contributes to the DOJ's Strategic Objective 3.6: *Promote and strengthen innovative strategies in the administration of state and local justice systems*; and OJP's Strategic Objective 1.3: *Increase the availability and use of technological resources for combating crime*.

Funding
(Dollars in Thousands)

Base Funding

FY 2010 Enacted (w/resc./supps)				FY 2011 CR				FY 2012 Current Services			
Pos	Agt/ Atty	FTE	\$(000)	Pos	Agt/ Atty	FTE	\$(000)	Pos	Agt/ Atty	FTE	\$(000)
			\$35,000				\$35,000				\$35,000

Personnel Reduction Cost Summary

Type of Position	Modular Cost per Position (\$000)	Number of Positions Requested	FY 2012 Request (\$000)	FY 2013 Net Annualization (change from 2012) (\$000)	FY 2014 Net Annualization (change from 2013) (\$000)
Total Personnel					

Non-Personnel Reduction Cost Summary

Non-Personnel Item	Unit Cost	Quantity	FY 2012 Request (\$000)	FY 2013 Net Annualization (Change from 2012) (\$000)	FY 2014 Net Annualization (Change from 2013) (\$000)
Total Non-Personnel			-\$35,000		

Total Request for this Item

	Pos	Agt/Atty	FTE	Personnel (\$000)	Non- Personnel (\$000)	Total (\$000)	FY 2013 Net Annualization (Change from 2012) (\$000)	FY 2014 Net Annualization (Change from 2013) (\$000)
Current Services					\$35,000	\$35,000		
Decreases					-\$35,000	-\$35,000		
Grand Total					\$0	\$0		

6. Offset Requests by Item

Item Name:	Prison Rape Prevention and Prosecution Program
Budget Appropriation:	State and Local Law Enforcement Assistance
Strategic Goals & Objectives:	DOJ Strategic Goal 3, Objective 3.6 OJP Strategic Goal 2, Objective 2.2
Organizational Program:	Bureau of Justice Assistance
Ranking:	43 of 63
Program Offset:	Positions 0 FTE 0 Dollars -\$10,000,000

Description of Item

The FY 2012 President's Budget requests \$5.0 million for the Prison Rape Prevention and Prosecution program, a decrease of \$10.0 million from the FY 2011 Continuing Resolution level. This program supports the development of a national set of measures by the Bureau of Justice Statistics (BJS) describing the circumstances surrounding incidents of sexual assault in correctional institutions. The data collections provide facility-level estimates of sexual assault for a 12-month period.

Justification

Addressing sexual violence in prisons and jails is an essential part of the Department's commitment to improving the fair administration of justice and assisting prisoners with reentry into mainstream society following their release. OJP has already fulfilled a substantial amount of Prison Rape Elimination Act (PREA) mandates. Its primary ongoing responsibility under PREA is conducting an ongoing survey examining the incidence and consequences of prison rape. The FY 2012 funding request of this program is sufficient to support the BJS survey work planned for 2012. The proposed offset to this program will not interfere with OJP's abilities to fulfill its responsibilities under PREA.

The Administration and Congress share concern about the current state of the nation's economy. The President's Budget reflects the President's commitment to cutting the deficit and restoring fiscal sustainability. This is a significant challenge, which required the Administration to make very difficult funding decisions across the Federal government, including redirecting resources from some existing programs to address the most urgent national priorities.

Impact on Performance

This program enhancement supports DOJ's Strategic Objective 3.6: *Promote and strengthen innovative strategies in the administration of state and local justice systems*. This program also supports OJP Strategic Objective 2.2: *Improve corrections and reduce recidivism*.

Funding
(Dollars in Thousands)

Base Funding

FY 2010 Enacted (w/resc./supps)				FY 2011 CR				FY 2012 Current Services			
Pos	Agt/ Atty	FTE	\$(000)	Pos	Agt/ Atty	FTE	\$(000)	Pos	Agt/ Atty	FTE	\$(000)
			\$15,000				\$15,000				\$15,000

Personnel Reduction Cost Summary

Type of Position	Modular Cost per Position (\$000)	Number of Positions Requested	FY 2012 Request (\$000)	FY 2013 Net Annualization (change from 2012) (\$000)	FY 2014 Net Annualization (change from 2013) (\$000)
Total Personnel					

Non-Personnel Reduction Cost Summary

Non-Personnel Item	Unit Cost	Quantity	FY 2012 Request (\$000)	FY 2013 Net Annualization (Change from 2012) (\$000)	FY 2014 Net Annualization (Change from 2013) (\$000)
Total Non-Personnel			-\$10,000		

Total Request for this Item

	Pos	Agt/ Atty	FTE	Personnel (\$000)	Non-Personnel (\$000)	Total (\$000)	FY 2013 Net Annualization (Change from 2012) (\$000)	FY 2014 Net Annualization (Change from 2013) (\$000)
Current Services					\$15,000	\$15,000		
Decreases					-\$10,000	-\$10,000		
Grand Total					\$5,000	\$5,000		

6. Offset Requests by Item

Item Name:	Southwest Border Prosecutors Program
Budget Appropriation:	State and Local Law Enforcement Assistance
Strategic Goals & Objectives:	DOJ Strategic Goal 2, Objective 2.1 OJP Strategic Goal 1, Objective 1.1
Organizational Program:	Bureau of Justice Assistance
Ranking:	44 of 63
Program Offset:	Positions 0 FTE 0 Dollars -\$31,000,000

Description of Item

The FY 2012 President's Budget does not request funding for the Southwest Border Prosecutors program, a decrease of \$31.0 million from the FY 2011 Continuing Resolution level. This program reimburses states and local jurisdictions for prosecution and pre-trial detention costs associated with federally initiated cases that are formally referred to local prosecutors by the U.S. Attorneys' Offices and/or are diverted from federal prosecution. Only jurisdictions in Arizona, California, New Mexico, and Texas are eligible for funding under this program.

This program originated in 2000 (P.L. 106-246) with an annual appropriation to the Executive Office for U.S. Attorneys (EOUSA) to reimburse county and municipal governments for handling and processing of federally-initiated controlled substance cases along the Southwest Border. In 2001, the authorizing language was amended (P.L.106-554) to allow funds to be disbursed to the State of New Mexico. In addition, the new language included reimbursement for detention costs associated with the federally-initiated cases.

Justification

In FY 2002, changes to this program's authorizing language drastically changed the intent and scope of the original legislation. Previously, the program only allowed reimbursement claims for drug- or alien-related cases that were clearly tied to the border with Mexico. The 2002 changes greatly expanded the types of cases included. Now, jurisdictions can apply for reimbursement for *all* types of federally initiated criminal cases, many of which are not drug or alien-related (such as mail fraud or theft of mail). In addition, the 2002 language changed eligibility to include all jurisdictions in the four states listed in the original legislation, not just those located along the border.

Because of its focus on reimbursing state and local jurisdictions for costs they have already incurred, the Southwest Border Prosecutors program does not directly address border-related crime or improve the criminal justice infrastructure that serves the border. The Administration prefers to request funding for strategies focusing on the "front end" of the justice system –

investigation and prosecution – to address illegal immigration and border security issues.

The Administration and the Congress share concern about the current state of the nation's economy. The President's Budget reflects the President's commitment to cutting the deficit and restoring fiscal sustainability. This is a significant challenge, which required the Administration to make very difficult funding decisions across the Federal government, including redirecting resources from some existing programs to address the most urgent national priorities.

Whenever possible, the President's Budget proposes to consolidate existing programs into larger, more flexible programs that offer state, local, and tribal grantees greater flexibility in using grant funding and developing innovative approaches to their criminal justice needs. The President's Budget concentrates funding on programs that promote the adoption and use of proven, evidence-based programs throughout state, local, and tribal criminal justice systems. New programs included in the President's Budget address urgent unmet criminal justice needs, or contribute to the development of new evidence-based programs and greater understanding of the nation's law enforcement and criminal justice challenges.

Impact on Performance

This program enhancement supports DOJ's Strategic Objective 2.1: *Strengthen partnerships for safer communities and enhance the Nation's capacity to prevent, control, and solve crime*. This program also supports OJP Strategic Objective 1.1: *Improve policing and prosecution effectiveness*.

Funding
(Dollars in Thousands)

Base Funding

FY 2010 Enacted (w/resc./supps)				FY 2011 CR				FY 2012 Current Services			
Pos	Agt/ Atty	FTE	\$(000)	Pos	Agt/ Atty	FTE	\$(000)	Pos	Agt/ Atty	FTE	\$(000)
			\$31,000				\$31,000				\$31,000

Personnel Reduction Cost Summary

Type of Position	Modular Cost per Position (\$000)	Number of Positions Requested	FY 2012 Request (\$000)	FY 2013 Net Annualization (change from 2012) (\$000)	FY 2014 Net Annualization (change from 2013) (\$000)
Total Personnel					

Non-Personnel Reduction Cost Summary

Non-Personnel Item	Unit Cost	Quantity	FY 2012 Request (\$000)	FY 2013 Net Annualization (Change from 2012) (\$000)	FY 2014 Net Annualization (Change from 2013) (\$000)
Total Non-Personnel			-\$31,000		

Total Request for this Item

	Pos	Agt/ Atty	FTE	Personnel (\$000)	Non-Personnel (\$000)	Total (\$000)	FY 2013 Net Annualization (Change from 2012) (\$000)	FY 2014 Net Annualization (Change from 2013) (\$000)
Current Services					\$31,000	\$31,000		
Decreases					-\$31,000	-\$31,000		
Grand Total					\$0	\$0		

6. Offset Requests by Item

Item Name:	Byrne Competitive Grants
Budget Appropriation:	State and Local Law Enforcement Assistance
Strategic Goals & Objectives:	DOJ Strategic Goal 2, Objective 2.1 OJP Strategic Goal 1, Objective 1.1
Organizational Program:	Bureau of Justice Assistance
Ranking:	45 of 63
Program Offset:	Positions 0 FTE 0 Dollars -\$15,000,000

Description of Item

The President's FY 2012 Budget proposes \$25.0 million for the Byrne Competitive Grant program, a decrease of \$15.0 million from the FY 2011 Continuing Resolution level. In determining where to make reductions, the Administration carefully considered program performance and made a consistent effort to direct funding toward proven, evidence-based programs and strategies.

This program awards grants to improve the functioning of the criminal justice system, to prevent or combat juvenile delinquency, and to assist victims of crime (other than compensation). These grants are awarded to state, local, and tribal government agencies, for-profit and non-profit organizations, and faith-based and community organizations through a competitive, peer reviewed grant process. The program focuses on seven purpose areas, including: preventing crime; enhancing local law enforcement; and enhancing local courts.

Justification

This reduction in funding will have minimal impact on the administration of this program. This request reflects the Administration's commitment to ensuring funding for the nation's most important priorities as well as its determination to reduce overall federal spending and reduce the federal deficit.

Impact on Performance

This program supports DOJ's Strategic Objective 2.1: *Strengthen partnerships for safer communities and enhance the Nation's capacity to prevent, control, and solve crime*. This program also supports OJP Strategic Objective 1.1: *Improve policing and prosecution effectiveness*.

Funding
(Dollars in Thousands)

Base Funding

FY 2010 Enacted (w/resc./supps)				FY 2011 CR				FY 2012 Current Services			
Pos	Agt/ Atty	FTE	\$(000)	Pos	Agt/ Atty	FTE	\$(000)	Pos	Agt/ Atty	FTE	\$(000)
			\$40,000				\$40,000				\$40,000

Personnel Reduction Cost Summary

Type of Position	Modular Cost per Position (\$000)	Number of Positions Requested	FY 2012 Request (\$000)	FY 2013 Net Annualization (change from 2012) (\$000)	FY 2014 Net Annualization (change from 2013) (\$000)
Total Personnel					

Non-Personnel Reduction Cost Summary

Non-Personnel Item	Unit Cost	Quantity	FY 2012 Request (\$000)	FY 2013 Net Annualization (Change from 2012) (\$000)	FY 2014 Net Annualization (Change from 2013) (\$000)
Total Non-Personnel			-\$15,000		

Total Request for this Item

	Pos	Agt/ Atty	FTE	Personnel (\$000)	Non-Personnel (\$000)	Total (\$000)	FY 2013 Net Annualization (Change from 2012) (\$000)	FY 2014 Net Annualization (Change from 2013) (\$000)
Current Services					\$40,000	\$40,000		
Decreases					-\$15,000	-\$15,000		
Grand Total					\$25,000	\$25,000		

6. Offset Requests by Item

Item Name:	Court Appointed Special Advocates Program
Budget Appropriation:	State and Local Law Enforcement Assistance
Strategic Goals & Objectives:	DOJ Strategic Goal 2, Objective 2.1 OJP Strategic Goal 1, Objective 1.4
Organizational Program:	Office of Juvenile Justice and Delinquency Prevention
Ranking:	46 of 63
Program Offset:	Positions 0 FTE 0 Dollars -\$15,000,000

Description of Item

The FY 2012 President's Budget does not propose funding for the Court Appointed Special Advocates (CASA) program, a decrease of \$15.0 million from the FY 2011 Continuing Resolution level. This program, administered by the Office of Juvenile Justice and Delinquency Prevention (OJJDP), supports state and local CASA programs across the country to ensure that abused and neglected children receive high-quality, sensitive, effective, and timely representation in dependency court hearings.

Justification

The Administration and the Congress share concern about the current state of the nation's economy. The President's Budget reflects the President's commitment to cutting the deficit and restoring fiscal sustainability. This is a significant challenge, which required the Administration to make very difficult funding decisions across the Federal government, including redirecting resources from some existing programs to address the most urgent national priorities.

Whenever possible, the President's Budget proposes to consolidate existing programs into larger, more flexible programs that offer state, local, and tribal grantees greater flexibility in using grant funding and developing innovative approaches to their criminal justice needs. The President's Budget concentrates funding on programs that promote the adoption and use of proven, evidence-based programs throughout state, local, and tribal criminal justice systems. New programs included in the President's Budget address urgent unmet criminal justice needs, or contribute to the development of new evidence-based programs and greater understanding of the nation's law enforcement and criminal justice challenges.

Impact on Performance

This program supports DOJ's Strategic Objective 2.1: *Strengthen partnerships for safer communities and enhance the Nation's capacity to prevent, control, and solve crime.* This program also supports OJP Strategic Objective 1.4: *Improve the effectiveness of the juvenile justice system.*

Funding
(Dollars in Thousands)

Base Funding

FY 2010 Enacted (w/resc./supps)				FY 2011 CR				FY 2012 Current Services			
Pos	Agt/ Atty	FTE	\$(000)	Pos	Agt/ Atty	FTE	\$(000)	Pos	Agt/ Atty	FTE	\$(000)
			\$15,000				\$15,000				\$15,000

Personnel Reduction Cost Summary

Type of Position	Modular Cost per Position (\$000)	Number of Positions Requested	FY 2012 Request (\$000)	FY 2013 Net Annualization (change from 2012) (\$000)	FY 2014 Net Annualization (change from 2013) (\$000)
Total Personnel					

Non-Personnel Reduction Cost Summary

Non-Personnel Item	Unit Cost	Quantity	FY 2012 Request (\$000)	FY 2013 Net Annualization (Change from 2012) (\$000)	FY 2014 Net Annualization (Change from 2013) (\$000)
Total Non-Personnel			-\$15,000		

Total Request for this Item

	Pos	Agt/ Atty	FTE	Personnel (\$000)	Non- Personnel (\$000)	Total (\$000)	FY 2013 Net Annualization (Change from 2012) (\$000)	FY 2014 Net Annualization (Change from 2013) (\$000)
Current Services				\$0	\$15,000	\$15,000		
Decreases				\$0	-\$15,000	-\$15,000		
Grand Total				\$0	\$0	\$0		

6. Offset Requests by Item

Item Name:	Youth Mentoring
Budget Appropriation:	Juvenile Justice Programs
Strategic Goals & Objectives:	DOJ Strategic Goal 3, Objective 3.1 OJP Strategic Goal 1, Objective 1.4
Organizational Program:	Office of Juvenile Justice and Delinquency Prevention
Ranking:	47 of 63
Program Offset:	Positions 0 FTE 0 Dollars -\$55,000,000

Description of Item

The FY 2012 President's Budget requests \$45.0 million for the Youth Mentoring program, a decrease of \$55.0 million from the FY 2011 Continuing Resolution level. Of the requested funding, \$5.0 million will support domestic radicalization grants. The Youth Mentoring program, administered by the Office of Juvenile Justice and Delinquency Prevention (OJJDP), supports mentoring for youth at risk of educational failure, dropping out of school, or involvement in delinquent activities, including gangs.

Justification

Mentoring is a process which uses relationships to teach, impart, or institute changes in behaviors or attitudes. Research indicates that, when well-implemented, mentoring can be a useful strategy in working with at-risk youth and those who experience multiple risk factors for delinquency, school failure and other negative outcomes. OJJDP's Youth Mentoring Grants Program includes solicitations geared toward supporting national and community organizations that directly serve youth through mentoring, target specific populations of youth, and/or enhance the capacity of other organizations to recruit, train, and supervise mentors.

The Administration and Congress share concern about the current state of the nation's economy. The President's Budget reflects the President's commitment to cutting the deficit and restoring fiscal sustainability. This is a significant challenge, which required the Administration to make very difficult funding decisions across the Federal government, including redirecting resources from some existing programs to address the most urgent national priorities.

Whenever possible, the President's Budget proposes to consolidate existing programs into larger, more flexible programs that offer state, local, and tribal grantees greater flexibility in using grant funding and developing innovative approaches to their criminal justice needs. The President's Budget concentrates funding on programs that promote the adoption and use of proven, evidence-based programs throughout state, local, and tribal criminal justice systems. New programs included in the President's Budget address urgent unmet criminal justice needs, or contribute to the development of new evidence-based programs and greater understanding of the nation's law enforcement and criminal justice challenges.

Impact on Performance

This program supports DOJ Strategic Objectives 3.1: *Improve the crime fighting and criminal justice system capabilities of State, local, and tribal governments*. The program also corresponds with OJP Strategic Objective 1.4: *Improve the effectiveness of juvenile justice systems*.

Funding
(Dollars in Thousands)

Base Funding

FY 2010 Enacted (w/resc./supps)				FY 2011 CR				FY 2012 Current Services			
Pos	Agt/ Atty	FTE	\$(000)	Pos	Agt/ Atty	FTE	\$(000)	Pos	Agt/ Atty	FTE	\$(000)
			\$100,000				\$100,000				\$100,000

Personnel Reduction Cost Summary

Type of Position	Modular Cost per Position (\$000)	Number of Positions Requested	FY 2012 Request (\$000)	FY 2013 Net Annualization (change from 2012) (\$000)	FY 2014 Net Annualization (change from 2013) (\$000)
Total Personnel					

Non-Personnel Reduction Cost Summary

Non-Personnel Item	Unit Cost	Quantity	FY 2012 Request (\$000)	FY 2013 Net Annualization (Change from 2012) (\$000)	FY 2014 Net Annualization (Change from 2013) (\$000)
Total Non-Personnel			-\$55,000		

Total Request for this Item

	Pos	Agt/ Atty	FTE	Personnel (\$000)	Non-Personnel (\$000)	Total (\$000)	FY 2013 Net Annualization (Change from 2012) (\$000)	FY 2014 Net Annualization (Change from 2013) (\$000)
Current Services					\$100,000	\$100,000		
Decreases					-\$55,000	-\$55,000		
Grand Total					\$45,000	\$45,000		

6. Offset Requests by Item

Item Name:	National Instant Criminal Background Check System
Budget Appropriation:	State and Local Law Enforcement Assistance
Strategic Goals & Objectives:	DOJ Strategic Goal 2, Objective 3.6 OJP Strategic Goal 1, Objective 1.2
Organizational Program:	Bureau of Justice Statistics
Ranking:	48 of 63
Program Offset:	Positions 0 FTE 0 Dollars -\$8,000,000

Description of Item

In FY 2012, OJP requests \$12.0 million for the National Instant Criminal Background Check System (NICS) program, a decrease of \$8.0 million from the FY 2011 Continuing Resolution level but \$2.0 million more than the Administration request in FY 2011. This two-year old program, administered by OJP's Bureau of Justice Statistics (BJS), provides grants to assist states, state court systems, and tribal governments in updating NICS with the criminal history and mental health records of individuals who are precluded from purchasing or possessing guns. The NICS Improvement Amendments Act, which authorizes this grant program, was enacted in the wake of the tragic shootings at Virginia Tech. Jurisdictions continue to struggle with meeting rigid eligibility requirements mandated by the Act. Funding has been used by state recipients to address critical information gaps.

Justification

Continued funding for NICS grants is important for several reasons:

- Troubling information gaps in state and national files undermine the performance and adequacy of the Nation's criminal history background check systems.
- Nearly half the states and territories are submitting few, if any, available qualifying records to the NICS to ensure the information is available for review at the time of a firearm background check. For instance, the latest information available from the FBI indicates that twenty-six states have 100 or fewer mental health records in the NICS, 18 of which have less than five records in the system.
- Missing records in this system also include misdemeanor crimes of domestic violence, and unlawful drug use records. A large number of these disqualifying records exist at the state or local level but they are currently not available in the national file.

- About 1.2 million of the 14 million firearm background checks conducted in NICS for 2009 could not be completed instantly and required additional research to determine the final disposition of open arrests or other disqualifying information prior to a proceed or deny decision. Complete and accurate records in the national file would expedite record checks.

Many of the activities supported by the NICS program can also be funded under BJS's National Criminal History Improvement Program (NCHIP). Unlike the NICS program, all states are currently eligible to receive NCHIP funds. While OJP anticipates additional states will be eligible in the future, at present, only nine states are eligible for grants under the NICS.

Impact on Performance

This program supports DOJ's Strategic Objective 3.6: *Promote and strengthen innovative strategies in the administration of state and local justice systems*. This program also supports OJP Strategic Objective 1.2: *Enhance the capabilities of jurisdictions to share information*.

Funding
(Dollars in Thousands)

Base Funding

FY 2010 Enacted (w/resc./supps)				FY 2011 CR				FY 2012 Current Services			
Pos	Agt/ Atty	FTE	\$(000)	Pos	Agt/ Atty	FTE	\$(000)	Pos	Agt/ Atty	FTE	\$(000)
			\$20,000				\$20,000				\$20,000

Personnel Reduction Cost Summary

Type of Position	Modular Cost per Position (\$000)	Number of Positions Requested	FY 2012 Request (\$000)	FY 2013 Net Annualization (change from 2012) (\$000)	FY 2014 Net Annualization (change from 2013) (\$000)
Total Personnel					

Non-Personnel Reduction Cost Summary

Non-Personnel Item	Unit Cost	Quantity	FY 2012 Request (\$000)	FY 2013 Net Annualization (Change from 2012) (\$000)	FY 2014 Net Annualization (Change from 2013) (\$000)
Total Non-Personnel			-\$8,000		

Total Request for this Item

	Pos	Agt/Atty	FTE	Personnel (\$000)	Non-Personnel (\$000)	Total (\$000)	FY 2013 Net Annualization (Change from 2012) (\$000)	FY 2014 Net Annualization (Change from 2013) (\$000)
Current Services					\$20,000	\$20,000		
Decreases					-\$8,000	-\$8,000		
Grand Total					\$12,000	\$12,000		

6. Offset Requests by Item

Item Name:	Missing and Exploited Children Program
Budget Appropriation:	Justice Assistance
Strategic Goals & Objectives:	DOJ Strategic Goal 2, Objective 2.3 OJP Strategic Goal 1, Objective 1.1, 1.2 OJP Strategic Goal 3, Objective 3.1
Organizational Program:	Office of Juvenile Justice and Delinquency Prevention
Ranking:	49 of 63
Program Offset:	Positions 0 FTE 0 Dollars -\$10,000,000

Description of Item

The FY 2012 President's Budget requests \$60.0 million for the Missing and Exploited Children Program (MECP), a decrease of \$10.0 million from the FY 2011 Continuing Resolution level. Of the requested funding, \$2.5 million will support the implementation of child sexual exploitation research, consistent with the PROTECT Our Children Act of 2008. In determining where to make reductions, the Administration had to make hard choices.

Authorized by the Missing Children's Assistance Act of 1984 (42 U.S.C. 5771 as amended) and the PROTECT Our Children Act of 2008, the Missing and Exploited Children Program (MECP), administered by the Office of Juvenile Justice Delinquency (OJJDP), is the primary vehicle for building an infrastructure to support the national effort to prevent the abduction and exploitation of our nation's children. Every day in America, 2,200 children are reported missing to law enforcement. Many of these children are runaways; others are abducted by non-custodial parents. Some wander away and are unable to find their way home, and still others fall victim to and are exploited by predators. MECP provides the only federally coordinated mechanism for locating and recovering missing children through federal, state, and local law enforcement agency efforts.

Justification

Programs funded under this initiative will continue to be funded at reduced levels, with core support continued. This request reflects the Administration's commitment to ensuring funding for the nation's most important priorities as well as its determination to reduce overall federal spending and reduce the federal deficit.

Impact on Performance

This program directly supports DOJ Strategic Objective 2.3: *Prevent, suppress, and intervene in crimes against children*. It also supports OJP's Strategic Objectives 1.1: *Improve policing and*

prosecution effectiveness, 1.2: Enhance the capabilities of jurisdictions to share information, and 3.1: Provide compensation and services for victims and their survivor

Funding
(Dollars in Thousands)

Base Funding

FY 2010 Enacted (w/resc./supps)				FY 2011 CR				FY 2012 Current Services			
Pos	agt/ atty	FTE	\$(000)	Pos	agt/ atty	FTE	\$(000)	Pos	agt/ atty	FTE	\$(000)
			\$70,000				\$70,000				\$70,000

Personnel Reduction Cost Summary

Type of Position	Modular Cost per Position (\$000)	Number of Positions Requested	FY 2012 Request (\$000)	FY 2013 Net Annualization (change from 2012) (\$000)	FY 2014 Net Annualization (change from 2013) (\$000)
Total Personnel					

Non-Personnel Reduction Cost Summary

Non-Personnel Item	Unit Cost	Quantity	FY 2012 Request (\$000)	FY 2013 Net Annualization (Change from 2012) (\$000)	FY 2014 Net Annualization (Change from 2013) (\$000)
Total Non-Personnel			-\$10,000		

Total Request for this Item

	Pos	Agt/ Atty	FTE	Personnel (\$000)	Non-Personnel (\$000)	Total (\$000)	FY 2013 Net Annualization (Change from 2012) (\$000)	FY 2014 Net Annualization (Change from 2013) (\$000)
Current Services					\$70,000	\$70,000		
Decreases					-\$10,000	-\$10,000		
Grand Total					\$60,000	\$60,000		

6. Offset Requests by Item

Item Name:	Prescription Drug Monitoring Program
Budget Appropriation:	State and Local Law Enforcement Assistance
Strategic Goals & Objectives:	DOJ Strategic Goal 2, Objective 2.1 OJP Strategic Goal 1, Objective 1.1
Organizational Program:	Bureau of Justice Assistance
Ranking:	50 of 63
Program Offset:	Positions 0 FTE 0 Dollars -\$7,000,000

Description of Item

The FY 2012 President's Budget does not request funding for the Harold Rogers Prescription Drug Monitoring Program (PDMP), a decrease of \$7.0 million from the FY 2011 Continuing Resolution level. However, \$3.0 million of OJP's proposed research, evaluation and statistics set-aside is requested for a new Prescription Drug Monitoring Pilots and Evaluation program to fund a limited number of prescription drug monitoring pilots in conjunction with an evaluation. The program will examine the nature of prescription drug abuse, the structure of illegal markets for prescription drugs, and an effective response to this public health threat. The program will provide grants to states to pilot and examine the effectiveness of PMPDs.

Justification

Since this program began in FY 2002, the number of states operating prescription drug monitoring programs has tripled, from 15 to 45, with an additional five states planning to launch a PDMP in FY 2011. Based on an evaluation of the PDMP, the presence of PDMP reduces the supply of prescription drug pain relievers and stimulants, thus reducing the probability of abuse⁹.

Currently, five states are considering legislation to obtain statutory authority to operate a PDMP. Aside from these states, nearly every state that has decided to implement a PDMP has had an opportunity to apply for funding *and the program has largely met its goal*. For any states currently without a PDMP, funding for a state PDMP could be obtained from other OJP grant programs, including the Byrne Justice Assistance Grants (JAG) program.

The Administration and Congress share concern about the current state of the nation's economy. The President's Budget reflects the President's commitment to cutting the deficit and restoring fiscal sustainability. This is a significant challenge, which required the Administration to make

⁹ Findings from an evaluation done by Simeone Associates and BJA (www.ojp.usdoj.gov/BJA/pdf/PDMPExecSumm.pdf)

very difficult funding decisions across the Federal government, including redirecting resources from some existing programs to address the most urgent national priorities.

Impact on Performance

This program enhancement supports DOJ's Strategic Objective 2.1: *Strengthen partnerships for safer communities and enhance the Nation's capacity to prevent, control, and solve crime*. This program also supports OJP Strategic Objective 1.1: *Improve policing and prosecution effectiveness*.

Funding
(Dollars in Thousands)

Base Funding

FY 2010 Enacted (w/resc./supps)				FY 2011 CR				FY 2012 Current Services			
Pos	Agt/ Atty	FTE	\$(000)	Pos	Agt/ Atty	FTE	\$(000)	Pos	Agt/ Atty	FTE	\$(000)
			\$7,000				\$7,000				\$7,000

Personnel Reduction Cost Summary

Type of Position	Modular Cost per Position (\$000)	Number of Positions Requested	FY 2012 Request (\$000)	FY 2013 Net Annualization (change from 2012) (\$000)	FY 2014 Net Annualization (change from 2013) (\$000)
Total Personnel					

Non-Personnel Reduction Cost Summary

Non-Personnel Item	Unit Cost	Quantity	FY 2012 Request (\$000)	FY 2013 Net Annualization (Change from 2012) (\$000)	FY 2014 Net Annualization (Change from 2013) (\$000)
Total Non-Personnel			-\$7,000		

Total Request for this Item

	Pos	Agt/ Atty	FTE	Personnel (\$000)	Non-Personnel (\$000)	Total (\$000)	FY 2013 Net Annualization (Change from 2012) (\$000)	FY 2014 Net Annualization (Change from 2013) (\$000)
Current Services					\$7,000	\$7,000		
Decreases					-\$7,000	-\$7,000		
Grand Total					\$0	\$0		

6. Offset Requests by Item

Item Name:	Child Abuse Training Program for Judicial Personnel and Practitioners
Budget Appropriation:	State and Local Law Enforcement Assistance
Strategic Goals & Objectives:	DOJ Strategic Goal 2, Objective 2.1 OJP Strategic Goal 1, Objective 1.4
Organizational Program:	Office of Juvenile Justice and Delinquency Prevention
Ranking:	51 of 63
Program Offset:	Positions 0 FTE 0 Dollars -\$2,500,000

Description of Item

The President's FY 2012 Budget does not propose funding for the Child Abuse Training Program for Judicial Personnel and Practitioners, a decrease of \$2.5 million from the FY 2011 Continuing Resolution level. This program, administered by the Office of Juvenile Justice and Delinquency Prevention (OJJDP), is designed to disseminate information, offer court improvement training programs, and provide technical assistance on dependency court best practices for the purpose of improving courts' handling of child abuse and neglect cases nationwide (as authorized by 42 U.S.C. 13024(a)).

Justification

As part of OJP's ongoing commitment to improving the effectiveness and efficiency of its grant programs, the Training Child Abuse Training Program for Judicial Personnel and Practitioners will be incorporated into the new Race to the Top Juvenile Incentive System Improvement Grants program proposed in the FY 2012 President's Budget request. Integrating this program into the Race to the Top Juvenile Incentive System Improvement Grants program will allow OJP and its grantees greater flexibility in using juvenile justice grant funding and help OJP coordinate all of its juvenile justice programs more efficiently.

Impact on Performance

This program supports DOJ's Strategic Objective 2.1: *Strengthen partnerships for safer communities and enhance the Nation's capacity to prevent, control, and solve crime.* This program also supports OJP Strategic Objective 1.4: *Improve the effectiveness of the juvenile justice system.*

Funding
(Dollars in Thousands)

Base Funding

FY 2010 Enacted (w/resc./supps)				FY 2011 CR				FY 2012 Current Services			
Pos	Agt/ Atty	FTE	\$(000)	Pos	Agt/ Atty	FTE	\$(000)	Pos	Agt/ Atty	FTE	\$(000)
			\$2,500				\$2,500				\$2,500

Personnel Reduction Cost Summary

Type of Position	Modular Cost per Position (\$000)	Number of Positions Requested	FY 2012 Request (\$000)	FY 2013 Net Annualization (change from 2012) (\$000)	FY 2014 Net Annualization (change from 2013) (\$000)
Total Personnel					

Non-Personnel Reduction Cost Summary

Non-Personnel Item	Unit Cost	Quantity	FY 2012 Request (\$000)	FY 2013 Net Annualization (Change from 2012) (\$000)	FY 2014 Net Annualization (Change from 2013) (\$000)
Total Non-Personnel			-\$2,500		

Total Request for this Item

	Pos	Agt/ Atty	FTE	Personnel (\$000)	Non-Personnel (\$000)	Total (\$000)	FY 2013 Net Annualization (Change from 2012) (\$000)	FY 2014 Net Annualization (Change from 2013) (\$000)
Current Services					\$2,500	\$2,500		
Decreases					-\$2,500	-\$2,500		
Grand Total					\$0	\$0		

6. Offset Requests by Item

Item Name:	Title V: Local Delinquency Prevention Incentive Grants
Budget Appropriation:	Juvenile Justice Programs
Strategic Goals & Objectives:	DOJ Strategic Goal 2, Objective 2.1 OJP Strategic Goal 1, Objective 1.1
Organizational Program:	Office of Juvenile Justice and Delinquency Prevention
Ranking:	52 of 63
Program Offset:	Positions 0 FTE 0 Dollars - \$3,000,000

Description of Item

The FY 2012 President's Budget requests \$62.0 million for the Title V: Local Delinquency Prevention Incentive Grants program, a decrease of \$3.0 million from the FY 2011 Continuing Resolution level. This program awards through state advisory groups to units of local government for a broad range of delinquency prevention programs and activities to benefit youth who are at risk of having contact with the juvenile justice system. In determining where to make reductions, the Administration carefully considered program performance and made a consistent effort to direct funding toward proven, evidence-based programs and strategies.

Justification

Title V: Local Delinquency Prevention Incentive Grant focuses on reducing risks and enhancing protective factors to prevent youth at risk of becoming delinquent from entering the juvenile justice system and to intervene with first-time and non-serious offenders to keep them out of the juvenile justice system.

This modest decrease simply reflects the need to trim budgets in this deficit-reduction environment. Programs funded under this initiative will continue to be funded at reduced levels, with core support continued.

Impact on Performances

This program supports DOJ Strategic Objectives 2.1: *Strengthen partnerships for safer communities and enhance the nation's capacity to prevent, solve, and control crime* and 2.2: *Reduce the threat, incidence, and prevalence of violent crime.*

Funding
(Dollars in Thousands)

Base Funding

FY 2010 Enacted (w/resc./supps)				FY 2011 CR				FY 2012 Current Services			
Pos	Agt/ Atty	FTE	\$(000)	Pos	Agt/ Atty	FTE	\$(000)	Pos	Agt/ Atty	FTE	\$(000)
			\$65,000				\$65,000				\$65,000

Personnel Reduction Cost Summary

Type of Position	Modular Cost per Position (\$000)	Number of Positions Requested	FY 2012 Request (\$000)	FY 2013 Net Annualization (Change from 2012) (\$000)	FY 2014 Net Annualization (Change from 2013) (\$000)
Total Personnel					

Non-Personnel Reduction Cost Summary

Non-Personnel Item	Unit Cost	Quantity	FY 2012 Request (\$000)	FY 2013 Net Annualization (Change from 2012) (\$000)	FY 2014 Net Annualization (Change from 2013) (\$000)
Total Non-Personnel			\$62,000		

Total Request for this Item

	Pos	Agt/ Atty	FTE	Personnel (\$000)	Non- Personnel (\$000)	Total (\$000)	FY 2013 Net Annualization (Change from 2012) (\$000)	FY 2014 Net Annualization (Change from 2013) (\$000)
Current Services					\$65,000	\$65,000		
Decreases					-\$3,000	-\$3,000		
Grand Total					\$62,000	\$62,000		

6. Offset Requests by Item

Item Name:	Northern Border Prosecutors Program
Budget Appropriation:	State and Local Law Enforcement Assistance
Strategic Goals & Objectives:	DOJ Strategic Goal 2, Objective 2.1 OJP Strategic Goal 1, Objective 1.1
Organizational Program:	Bureau of Justice Assistance
Ranking:	53 of 63
Program Offset:	Positions 0 FTE 0 Dollars -\$3,000,000

Description of Item

The FY 2012 President's Budget does not request funding for the Northern Border Prosecutors program, a decrease of \$3.0 million from the FY 2011 Continuing Resolution level. This program, administered by the Bureau of Justice Assistance (BJA), provides payment to states and local jurisdictions for costs associated with the approved prosecution and pre-trial detention services for cases formally referred to local prosecutors by the U.S. Attorneys' Offices and cases diverted from federal prosecution.

Justification

Because of its focus on reimbursing state and local jurisdictions for cost they have already incurred, the Northern Border Prosecutors program does not directly address border-related crime or improve the criminal justice infrastructure that serves the border. The Administration prefers to request funding for strategies focusing on the "front end" of the justice system – investigation and prosecution – to address illegal immigration and border security issues.

The Administration and Congress share concern about the current state of the nation's economy. The President's Budget reflects the President's commitment to cutting the deficit and restoring fiscal sustainability. This is a significant challenge, which required the Administration to make very difficult funding decisions across the Federal government, including redirecting resources from some existing programs to address the most urgent national priorities.

Whenever possible, the President's Budget proposes to consolidate existing programs into larger, more flexible programs that offer state, local, and tribal grantees greater flexibility in using grant funding and developing innovative approaches to their criminal justice needs. The President's Budget concentrates funding on programs that promote the adoption and use of proven, evidence-based programs throughout state, local, and tribal criminal justice systems. New programs included in the President's Budget address urgent unmet criminal justice needs, or contribute to the development of new evidence-based programs and greater understanding of the nation's law enforcement and criminal justice challenges.

Impact on Performance

This program enhancement supports DOJ's Strategic Objective 2.1: *Strengthen partnerships for safer communities and enhance the Nation's capacity to prevent, control, and solve crime*. This program also supports OJP Strategic Objective 1.1: *Improve policing and prosecution effectiveness*.

Funding
(Dollars in Thousands)

Base Funding

FY 2010 Enacted (w/resc./supps)				FY 2011 CR				FY 2012 Current Services			
Pos	Agt/ Atty	FTE	\$(000)	Pos	Agt/ Atty	FTE	\$(000)	Pos	Agt/ Atty	FTE	\$(000)
			\$3,000				\$3,000				\$3,000

Personnel Reduction Cost Summary

Type of Position	Modular Cost per Position (\$000)	Number of Positions Requested	FY 2012 Request (\$000)	FY 2013 Net Annualization (change from 2012) (\$000)	FY 2014 Net Annualization (change from 2013) (\$000)
Total Personnel					

Non-Personnel Reduction Cost Summary

Non-Personnel Item	Unit Cost	Quantity	FY 2012 Request (\$000)	FY 2013 Net Annualization (Change from 2012) (\$000)	FY 2014 Net Annualization (Change from 2013) (\$000)
Total Non-Personnel			-\$3,000		

Total Request for this Item

	Pos	Agt/A tty	FTE	Personnel (\$000)	Non- Personnel (\$000)	Total (\$000)	FY 2013 Net Annualization (Change from 2012) (\$000)	FY 2014 Net Annualization (Change from 2013) (\$000)
Current Services					\$3,000	\$3,000		
Decreases					-\$3,000	-\$3,000		
Grand Total					\$0	\$0		

6. Offset Requests by Item

Item Name:	Missing Alzheimer's Patient Alert Program
Budget Appropriation:	State and Local Law Enforcement Assistance
Strategic Goals & Objectives:	DOJ Strategic Goal 2, Objective 2.1 OJP Strategic Goal 1, Objective 1.2
Organizational Program:	Bureau of Justice Assistance
Ranking:	54 of 63
Program Offset:	Positions 0 FTE 0 Dollars -\$2,000,000

Description of Item

The FY 2012 President's Budget does not request funding for the Missing Alzheimer's Patient Alert program, a decrease of \$2.0 million from the FY 2011 Continuing Resolution level. This grant program, administered by the Bureau of Justice Assistance, supports initiatives that assist state, local, and tribal law enforcement agencies in locating missing persons suffering from Alzheimer's disease and other forms of dementia.

Justification

In recent years, Congress has appropriated \$1.0 to \$2.0 million per year for the Missing Alzheimer's Patient Alert program, which is not enough to support a program at the national level to address the problem of missing persons affected by dementia or Alzheimer's disease.

The Administration and Congress share concern about the current state of the nation's economy. The President's Budget reflects the President's commitment to cutting the deficit and restoring fiscal sustainability. This is a significant challenge, which required the Administration to make very difficult funding decisions across the Federal government, including redirecting resources from some existing programs to address the most urgent national priorities.

Whenever possible, the President's Budget proposes to consolidate existing programs into larger, more flexible programs that offer state, local, and tribal grantees greater flexibility in using grant funding and developing innovative approaches to their criminal justice needs. The President's Budget concentrates funding on programs that promote the adoption and use of proven, evidence-based programs throughout state, local, and tribal criminal justice systems. New programs included in the President's Budget address urgent unmet criminal justice needs, or contribute to the development of new evidence-based programs and greater understanding of the nation's law enforcement and criminal justice challenges.

Impact on Performance

This program enhancement supports DOJ's Strategic Objective 2.1: *Strengthen partnerships for safer communities and enhance the Nation's capacity to prevent, control, and solve crime.* This program also supports OJP Strategic Objective 1.2: *Enhance the capacity of jurisdictions to share information.*

Funding
(Dollars in Thousands)

Base Funding

FY 2010 Enacted (w/resc./supps)				FY 2011 CR				FY 2012 Current Services			
Pos	Agt/ Atty	FTE	\$(000)	Pos	Agt/ Atty	FTE	\$(000)	Pos	Agt/ Atty	FTE	\$(000)
			\$2,000				\$2,000				\$2,000

Personnel Reduction Cost Summary

Type of Position	Modular Cost per Position (\$000)	Number of Positions Requested	FY 2012 Request (\$000)	FY 2013 Net Annualization (change from 2012) (\$000)	FY 2014 Net Annualization (change from 2013) (\$000)
Total Personnel					

Non-Personnel Reduction Cost Summary

Non-Personnel Item	Unit Cost	Quantity	FY 2012 Request (\$000)	FY 2013 Net Annualization (Change from 2012) (\$000)	FY 2014 Net Annualization (Change from 2013) (\$000)
Total Non-Personnel			-\$2,000		

Total Request for this Item

	Pos	Agt/Atty	FTE	Personnel (\$000)	Non- Personnel (\$000)	Total (\$000)	FY 2013 Net Annualization (Change from 2012) (\$000)	FY 2014 Net Annualization (Change from 2013) (\$000)
Current Services					\$2,000	\$2,000		
Decreases					-\$2,000	-\$2,000		
Grand Total					\$0	\$0		

6. Offset Requests by Item

Item Name:	Grants for the Closed Circuit Televising of Testimony of Children
Budget Appropriation:	State and Local Law Enforcement Assistance
Strategic Goals & Objectives:	DOJ Strategic Goal 2, Objective 2.1 OJP Strategic Goal 1, Objective 1.1
Organizational Program:	Office of Juvenile Justice and Delinquency Prevention
Ranking:	55 of 63
Program Offset:	Positions 0 FTE 0 Dollars -\$1,000,000

Description of Item

The President's FY 2012 budget does not propose funding for the Court Grants for the Closed Circuit Televising of Testimony of Children program, a decrease of \$1.0 million from the FY 2011 Continuing Resolution level. This program, administered by the Office of Juvenile Justice and Delinquency Prevention (OJJDP), provides equipment and trains court personnel to support closed circuit televising and videotaping of the testimony of children in criminal proceedings relating to the abuse of children. It also encourages states to pass laws that allow the use of closed circuit televising and videotaping of testimony of children in criminal proceedings against individuals charged with violating laws relating to child abuse.

Justification

The Administration and Congress share concern about the current state of the nation's economy. The President's Budget reflects the President's commitment to cutting the deficit and restoring fiscal sustainability. This is a significant challenge, which required the Administration to make very difficult funding decisions across the Federal government, including redirecting resources from some existing programs to address the most urgent national priorities.

Whenever possible, the President's Budget proposes to consolidate existing programs into larger, more flexible programs that offer state, local, and tribal grantees greater flexibility in using grant funding and developing innovative approaches to their criminal justice needs. The President's Budget concentrates funding on programs that promote the adoption and use of proven, evidence-based programs throughout state, local, and tribal criminal justice systems. New programs included in the President's Budget address urgent unmet criminal justice needs, or contribute to the development of new evidence-based programs and greater understanding of the nation's law enforcement and criminal justice challenges.

Other funding sources within DOJ, like the Byrne/Justice Assistance Grants Program, could be leveraged to address the needs of closed circuit televising.

Impact on Performance

This program supports DOJ's Strategic Objective 2.1: *Strengthen partnerships for safer communities and enhance the Nation's capacity to prevent, control, and solve crime*. This program also supports OJP Strategic Objective 1.1: *Improve policing and prosecution effectiveness*.

Funding
(Dollars in Thousands)

Base Funding

FY 2010 Enacted (w/resc./supps)				FY 2011 CR				FY 2012 Current Services			
Pos	Agt/ Atty	FTE	\$(000)	Pos	Agt/ Atty	FTE	\$(000)	Pos	Agt/ Atty	FTE	\$(000)
			\$1,000				\$1,000				\$1,000

Personnel Reduction Cost Summary

Type of Position	Modular Cost per Position (\$000)	Number of Positions Requested	FY 2012 Request (\$000)	FY 2013 Net Annualization (change from 2012) (\$000)	FY 2014 Net Annualization (change from 2013) (\$000)
Total Personnel					

Non-Personnel Reduction Cost Summary

Non-Personnel Item	Unit Cost	Quantity	FY 2012 Request (\$000)	FY 2013 Net Annualization (Change from 2012) (\$000)	FY 2014 Net Annualization (Change from 2013) (\$000)
Total Non-Personnel			-\$1,000		

Total Request for this Item

	Pos	Agt/Atty	FTE	Personnel (\$000)	Non-Personnel (\$000)	Total (\$000)	FY 2013 Net Annualization (Change from 2012) (\$000)	FY 2014 Net Annualization (Change from 2013) (\$000)
Current Services					\$1,000	\$1,000		
Decreases					-\$1,000	-\$1,000		
Grand Total					\$0	\$0		

6. Offset Requests by Item

Item Name:	Criminal Justice Statistics Program
Budget Appropriation:	Justice Assistance
Strategic Goals & Objectives:	DOJ Strategic Goal 3, Objective 3.6 OJP Strategic Goal 4, Objective 4.1
Organizational Program:	Bureau of Justice Statistics
Ranking:	56 of 63
Program Offset:	Positions 0 FTE 0 Dollars -\$2,500,000

Description of Item

The FY 2012 President's Budget requests \$57.5 million for the Criminal Justice Statistics Programs, a decrease of \$2.5 million from the FY 2011 Continuing Resolution level. This program is the base program for the Bureau of Justice Statistics (BJS) and funds the majority of its statistical studies. BJS collects and analyzes statistical data on all aspects of the criminal justice system; assists state, local, and tribal governments in collecting and analyzing justice statistics; and disseminates high value information and statistics to inform policy makers, researchers, criminal justice practitioners and the general public. BJS's national collections play an important role in building bases of statistical evidence needed for criminal justice policy decision makers. In particular, these programs provide the data infrastructure supporting the Administration's commitment to focus on data-driven, evidence-based, "smart on crime" approaches to reduce crime.

Justification

The Administration and Congress share concern about the current state of the nation's economy. The President's Budget reflects the President's commitment to cutting the deficit and restoring fiscal sustainability. This is a significant challenge, which required the Administration to make very difficult funding decisions across the Federal government, including redirecting resources from some existing programs to address the most urgent national priorities.

Whenever possible, the President's Budget proposes to consolidate existing programs into larger, more flexible programs that offer state, local, and tribal grantees greater flexibility in using grant funding and developing innovative approaches to their criminal justice needs. The President's Budget concentrates funding on programs that promote the adoption and use of proven, evidence-based programs throughout state, local, and tribal criminal justice systems. New programs included in the President's Budget address urgent unmet criminal justice needs, or contribute to the development of new evidence-based programs and greater understanding of the nation's law enforcement and criminal justice challenges.

Funding to support some of BJS's data collection activities may be derived from the three percent Research and Statistics set-aside proposed in the FY 2012 President's Budget.

Impact on Performance

This program supports DOJ's Strategic Objective 3.6: *Promote and strengthen innovative strategies in the administration of state and local justice systems* and OJP Strategic Objective 4.1: *Provide justice statistics and information to support justice policy and decision making.*

Funding
(Dollars in Thousands)

Base Funding

FY 2010 Enacted (w/resc./supps)				FY 2011 CR				FY 2012 Current Services			
Pos	agt/atty	FTE	\$(000)	Pos	agt/atty	FTE	\$(000)	Pos	agt/atty	FTE	\$(000)
			\$60,000				\$60,000				\$60,000

Personnel Reduction Cost Summary

Type of Position	Modular Cost per Position (\$000)	Number of Positions Requested	FY 2012 Request (\$000)	FY 2013 Net Annualization (change from 2012) (\$000)	FY 2014 Net Annualization (change from 2013) (\$000)
Total Personnel					

Non-Personnel Reduction Cost Summary

Non-Personnel Item	Unit Cost	Quantity	FY 2012 Request (\$000)	FY 2013 Net Annualization (Change from 2012) (\$000)	FY 2014 Net Annualization (Change from 2013) (\$000)
Total Non-Personnel			-\$2,500		

Total Request for this Item

	Pos	Agt/Atty	FTE	Personnel (\$000)	Non-Personnel (\$000)	Total (\$000)	FY 2013 Net Annualization (Change from 2012) (\$000)	FY 2014 Net Annualization (Change from 2013) (\$000)
Current Services					\$60,000	\$60,000		
Decreases					-\$2,500	-\$2,500		
Grand Total					\$57,500	\$57,500		

6. Offset Requests by Item

Item Name:	Improving Investigation and Prosecution of Child Abuse (VOCA)
Budget Appropriation:	Juvenile Justice Programs
Strategic Goals & Objectives:	DOJ Strategic Goal 2, Objective 2.1 OJP Strategic Goal 1, Objective 1.4
Organizational Program:	Office of Juvenile Justice and Delinquency Prevention
Ranking:	57 of 63
Program Offset:	Positions 0 FTE 0 Dollars -\$2,500,000

Description of Item

The FY 2012 President's Budget requests \$20.0 million for the Improving Investigation and Prosecution of Child Abuse, a decrease of \$2.5 million below the FY 2011 Continuing Resolution level. In determining where to make reductions, the Administration carefully considered program performance and made a consistent effort to direct funding toward proven, evidence-based programs and strategies.

This program, administered by Office of Justice Juvenile Delinquency Prevention (OJJDP), provides training and technical assistance to professionals involved in investigating, prosecuting, and treating child abuse. This program also supports the development of Children's Advocacy Centers (CACs) and/or multi-disciplinary teams (MDTs) designed to prevent the inadvertent revictimization of an abused child by the justice and social service systems in their efforts to protect the child.

Justification

This request reflects funding choices made to reflect the Administration's commitment to ensuring funding for the nation's most important priorities as well as its determination to reduce overall federal spending and reduce the federal deficit. Where possible, administrative costs will be reduced and technical assistance will be streamlined and strengthened to offset decreases in funding. This will minimize the effect on the local CACs and MDTs. In addition, OJJDP will look at how other resources can be leveraged to help the CACs and MDTs operate more efficiently and cost effectively.

Impact on Performance

This program directly supports DOJ's Strategic Objective 2.1: *Strengthen partnerships for safer communities and enhance the Nation's capacity to prevent, solve, and control crime* and OJP's Strategic Objective 1.4: *Improve the effectiveness of juvenile justice systems*.

Funding
(Dollars in Thousands)

Base Funding

FY 2010 Enacted (w/resc./supps)				FY 2011 CR				FY 2012 Current Services			
Pos	Agt/Atty	FTE	\$(000)	Pos	Agt/Atty	FTE	\$(000)	Pos	Agt/Atty	FTE	\$(000)
			\$22,500				\$22,500				\$22,500

Personnel Reduction Cost Summary

Type of Position	Modular Cost per Position (\$000)	Number of Positions Requested	FY 2012 Request (\$000)	FY 2013 Net Annualization (change from 2012) (\$000)	FY 2014 Net Annualization (change from 2013) (\$000)
Total Personnel					

Non-Personnel Reduction Cost Summary

Non-Personnel Item	Unit Cost	Quantity	FY 2012 Request (\$000)	FY 2013 Net Annualization (Change from 2012) (\$000)	FY 2014 Net Annualization (Change from 2013) (\$000)
Total Non-Personnel			-\$2,500		

Total Request for this Item

	Pos	Agt/Atty	FTE	Personnel (\$000)	Non-Personnel (\$000)	Total (\$000)	FY 2013 Net Annualization (Change from 2012) (\$000)	FY 2014 Net Annualization (Change from 2013) (\$000)
Current Services					\$22,500	\$22,500		
Decreases					-\$2,500	-\$2,500		
Grand Total					\$20,000	\$20,000		

6. Offset Requests by Item

Item Name:	Safe Start Program
Budget Appropriation:	Juvenile Justice Programs
Strategic Goals & Objectives:	DOJ Strategic Goal 3, Objective 3.1 OJP Strategic Goal 1, Objective 1.4
Organizational Program:	Office of Juvenile Justice and Delinquency Prevention
Ranking:	58 of 63
Program Offset:	Positions 0 FTE 0 Dollars -\$5,000,000

Description of Item

The FY 2012 President's Budget does not request funding for the Safe Start program, a decrease of \$5.0 million from the FY 2011 Continuing Resolution level. The Safe Start Initiative prevents and reduces the impact of children's exposure to violence in both the home and the community, and to expand the knowledge base of evidence-based practices. This program is administered by the Office of Juvenile Justice and Delinquency Prevention (OJJDP).

Justification

This program has two specific goals: to create a comprehensive service delivery system encompassing prevention, early intervention, treatment, and acute response; and to improve the access, delivery, and quality of services for children at high risk of being exposed to violence and for those who have already been exposed. The Safe Start Initiative is implemented by diverse communities across the nation, supported by a national team providing information and resource development. This national team also conducts research and evaluations, and administers training and technical assistance.

The Department will continue to support communities in the effort to prevent and reduce children's exposure to violence through the Attorney Generals' Defending Childhood Initiative, for which \$25.0 million is requested in the FY 2012 President's Budget. Therefore, this program is not needed, particularly in a time of belt-tightening.

Impact on Performances

This program supports DOJ Strategic Objectives 3.1: *Improve the crime fighting and criminal justice system capabilities of State, local, and tribal governments.* The program also corresponds with OJP Strategic Objective 1.4: *Improve the effectiveness of juvenile justice systems.*

Funding
(Dollars in Thousands)

Base Funding

FY 2010 Enacted (w/resc./supps)				FY 2011 CR				FY 2012 Current Services			
Pos	Agt/ Atty	FTE	\$(000)	Pos	Agt/ Atty	FTE	\$(000)	Pos	Agt/ Atty	FTE	\$(000)
			\$5,000				\$5,000				\$5,000

Personnel Reduction Cost Summary

Type of Position	Modular Cost per Position (\$000)	Number of Positions Requested	FY 2012 Request (\$000)	FY 2013 Net Annualization (Change from 2012) (\$000)	FY 2014 Net Annualization (Change from 2013) (\$000)
Total Personnel					

Non-Personnel Reduction Cost Summary

Non-Personnel Item	Unit Cost	Quantity	FY 2012 Request (\$000)	FY 2013 Net Annualization (Change from 2012) (\$000)	FY 2014 Net Annualization (Change from 2013) (\$000)
Total Non-Personnel			\$0		

Total Request for this Item

	Pos	Agt/ Atty	FTE	Personnel (\$000)	Non- Personnel (\$000)	Total (\$000)	FY 2013 Net Annualization (Change from 2012) (\$000)	FY 2014 Net Annualization (Change from 2013) (\$000)
Current Services					\$5,000	\$5,000		
Decreases					-\$5,000	-\$5,000		
Grand Total					\$0	\$0		

6. Offset Requests by Item

Item Name:	VAWA II: National Stalker and Domestic Violence Reduction Program
Budget Appropriation:	State and Local Law Enforcement Assistance
Strategic Goals & Objectives:	DOJ Strategic Goal 3, Objective 3.6 OJP Strategic Goal 2, Objective 4.1
Organizational Program:	Bureau of Justice Statistics
Ranking:	59 of 63
Program Offset:	Positions 0 FTE 0 Dollars -\$3,000,000

Description of Item

The FY 2012 President's Budget does not request funding for the National Stalker and Domestic Violence Reduction program, a decrease of \$3.0 million from the FY 2011 Continuing Resolution level. This program, administered by OJP's Bureau of Justice Statistics (BJS), provides assistance to states and territories to improve processes for entering stalking and domestic violence data into local and state databases, and to ensure that these systems are capable of exchanging information with the FBI National Crime Information Center (NCIC) Protection Order File (NPOF) on a real time basis. This information exchange supports the criminal justice system's ability to fully enforce protection orders nationwide.

The NPOF also provides information that is queried for criminal background checks related to firearm sales. The Federal Gun Control Act prohibits sales of firearms to persons subject to a qualifying domestic violence related protection order. The National Instant Criminal Background Check System (NICS) now supports about 14 million checks annually at the presale stage of firearms purchases. To date, NICS has denied about 1.9 million prospective purchasers. The FBI reports that about 12 percent of denied purchases have been due to misdemeanor domestic violence convictions and an additional four percent were due to active protection orders.

Justification

The Office of Justice Programs (OJP) shares the concerns of the Administration and Congress regarding the current state of the economy. As a result, funding decisions for the FY 2012 President's Budget request were particularly difficult to make. To ensure the nation continues to make progress in fighting crime, administers justice in a fair and impartial manner, and serves victims of crime, OJP had to make tough choices and redirect resources from some existing programs to address the most urgent priorities.

OJP emphasized several factors in its decision-making on FY 2012 increase and offset requests. Whenever possible, OJP consolidated programs into larger, more flexible programs that offer state, local, and tribal grantees greater flexibility in using grant funding and developing innovative approaches to their criminal justice needs. OJP concentrated funding on programs that promote the adoption and use of proven, evidence-based programs throughout state, local, and tribal criminal justice systems. In its requests for new programs, OJP focused on programs that address urgent unmet criminal justice needs or contribute to the development of new evidence-based programs and greater understanding of the nation's law enforcement and criminal justice challenges.

Activities funded under this program can also be supported under BJS's National Criminal History Improvement Program (NCHIP).

Impact on Performance

This program supports DOJ's Strategic Objective 3.6: *Promote and strengthen innovative strategies in the administration of state and local justice systems*; and OJP's Strategic Objective 4.1 *Provide justice statistics and information to support justice policy and decision making*.

Funding
(Dollars in Thousands)

Base Funding

FY 2010 Enacted (w/resc./supps)				FY 2011 CR				FY 2012 Current Services			
Pos	Agt/ Atty	FTE	\$(000)	Pos	Agt/ Atty	FTE	\$(000)	Pos	Agt/ Atty	FTE	\$(000)
			\$3,000				\$3,000				\$3,000

Personnel Reduction Cost Summary

Type of Position	Modular Cost per Position (\$000)	Number of Positions Requested	FY 2012 Request (\$000)	FY 2013 Net Annualization (change from 2012) (\$000)	FY 2014 Net Annualization (change from 2013) (\$000)
Total Personnel					

Non-Personnel Reduction Cost Summary

Non-Personnel Item	Unit Cost	Quantity	FY 2012 Request (\$000)	FY 2013 Net Annualization (Change from 2012) (\$000)	FY 2014 Net Annualization (Change from 2013) (\$000)
Total Non-Personnel			-\$3,000		

Total Request for this Item

	Pos	Agt/ Atty	FTE	Personnel (\$000)	Non-Personnel (\$000)	Total (\$000)	FY 2013 Net Annualization (Change from 2012) (\$000)	FY 2014 Net Annualization (Change from 2013) (\$000)
Current Services					\$3,000	\$3,000		
Decreases					-\$3,000	-\$3,000		
Grand Total					\$0	0		

6. Offset Requests by Item

Item Name:	State Criminal Justice Reform and Recidivism Reduction
Budget Appropriation:	State and Local Law Enforcement Assistance
Strategic Goals & Objectives:	DOJ Strategic Goal 2, Objective 2.1 OJP Strategic Goal 2, Objective 2.1
Organizational Program:	Bureau of Justice Assistance
Ranking:	60 of 63
Program Offset:	Positions 0 FTE 0 Dollars -\$10,000,000

Description of Item

In FY 2012, OJP requests no funding for the State Criminal Justice Reform and Recidivism Reduction program, a decrease of \$10.0 million from the FY 2011 Continuing Resolution level. This program provides incentive grants and technical assistance to states and Indian tribes to support the development of evidence-based criminal justice reform and recidivism reduction programs. It is administered by the Bureau of Justice Assistance and coordinated with other reentry-related OJP programs (such as the Second Chance Act and Problem-Solving Courts programs) to help state, localities, and tribes leverage and maximize use of all OJP-related resources.

Justification

Improving prisoner reentry programs remains a top priority of the Administration. To ensure proper coordination of all federal reentry efforts, the Department has decided to concentrate the majority of its recidivism reduction funding on the Second Chance Act program.

The Administration and Congress share concern about the current state of the nation's economy. The President's Budget reflects the President's commitment to cutting the deficit and restoring fiscal sustainability. This is a significant challenge, which required the Administration to make very difficult funding decisions across the Federal government, including redirecting resources from some existing programs to address the most urgent national priorities.

Whenever possible, the President's Budget proposes to consolidate existing programs into larger, more flexible programs that offer state, local, and tribal grantees greater flexibility in using grant funding and developing innovative approaches to their criminal justice needs. The President's Budget concentrates funding on programs that promote the adoption and use of proven, evidence-based programs throughout state, local, and tribal criminal justice systems. New programs included in the President's Budget address urgent unmet criminal justice needs, or contribute to the development of new evidence-based programs and greater understanding of the

nation's law enforcement and criminal justice challenges.

Impact on Performance

This program enhancement supports DOJ's Strategic Objective 2.1: *Strengthen partnerships for safer communities and enhance the Nation's capacity to prevent, control, and solve crime*. This program also supports OJP Strategic Objective 2.1: *Improve the adjudication of state, local, and tribal laws*.

Funding
(Dollars in Thousands)

Base Funding

FY 2010 Enacted (w/resc./supps)				FY 2011 CR				FY 2012 Current Services			
Pos	Agt/ Atty	FTE	\$(000)	Pos	Agt/ Atty	FTE	\$(000)	Pos	Agt/ Atty	FTE	\$(000)
			\$10,000				\$10,000				\$10,000

Personnel Reduction Cost Summary

Type of Position	Modular Cost per Position (\$000)	Number of Positions Requested	FY 2012 Request (\$000)	FY 2013 Net Annualization (change from 2012) (\$000)	FY 2014 Net Annualization (change from 2013) (\$000)
Total Personnel					

Non-Personnel Reduction Cost Summary

Non-Personnel Item	Unit Cost	Quantity	FY 2012 Request (\$000)	FY 2013 Net Annualization (Change from 2012) (\$000)	FY 2014 Net Annualization (Change from 2013) (\$000)
Total Non-Personnel			-\$10,000		

Total Request for this Item

	Pos	Agt/ Atty	FTE	Personnel (\$000)	Non-Personnel (\$000)	Total (\$000)	FY 2013 Net Annualization (Change from 2012) (\$000)	FY 2014 Net Annualization (Change from 2013) (\$000)
Current Services					\$10,000	\$10,000		
Decreases					-\$10,000	-\$10,000		
Grand Total					\$0	\$0		

6. Offset Requests by Item

Item Name:	DNA Initiative
Budget Appropriation:	State and Local Law Enforcement
Strategic Goals & Objectives	DOJ Strategic Goal 3, Objective 3.6 OJP Strategic Goal 1, Objective 1.3
Organizational Program:	National Institute of Justice
Ranking:	61 of 63
Program Offset:	Positions 0 FTE 0 Dollars -\$51,000,000

Description of Item

In FY 2012, the President's Budget requests \$110.0 million for the DNA Initiative, a decrease of \$51.0 million below the FY 2011 Continuing Resolution. Administered by the National Institute of Justice (NIJ), the DNA Initiative is a comprehensive strategy to maximize the use of forensic DNA technology in the criminal justice system. OJP provides capacity building grants, training, and technical assistance to state and local governments and supports innovative research on DNA analysis and use of forensic evidence. Funding for the DNA Initiative is also used to address the backlog of unanalyzed DNA samples and biological evidence from crime scenes, as well as to assist law enforcement with solving cold cases and supporting efforts to identify missing and unidentified dead.

Of the total funding requested for this program, \$7.5 million will be set aside for law enforcement training on DNA evidence, and \$7.5 million will be set aside for Sexual Assault Nurse Examiner (SANE) grants, to help ensure that rape evidence kits are collected and processed as evidence to help solve these crimes. In FY 2012, grants for forensic crime laboratories also will require an agreement with law enforcement agencies served by them that establishes a protocol that meets standards established by NIJ for the submission and testing of DNA rape kit evidence.

Justification

The Administration and Congress share concern about the current state of the nation's economy. The President's Budget reflects the President's commitment to cutting the deficit and restoring fiscal sustainability. This is a significant challenge, which required the Administration to make very difficult funding decisions across the Federal government, including redirecting resources from some existing programs to address the most urgent national priorities.

Impact on Performance

This initiative directly aligns with DOJ's Strategic Objective 3.6: *Promote and strengthen innovative strategies in the administration of state and local justice systems*; OJP Strategic

Objective 1.3: *Increase the availability and use of technological resources for combating crime.*

Funding
(Dollars in Thousands)

Base Funding*

FY 2010 Enacted (w/resc./supps)				FY 2011 CR				FY 2012 Current Services			
Pos	Agt/ Atty	FTE	\$(000)	Pos	Agt/ Atty	FTE	\$(000)	Pos	Agt/ Atty	FTE	\$(000)
			\$161,000				\$161,000				\$161,000

*In FY 2010 and 2011, funding for this program was appropriated to the Community Oriented Policing Services (COPS) account and provided to OJP by transfer.

Personnel Decrease Cost Summary

Type of Position	Modular Cost per Position (\$000)	Number of Positions Requested	FY 2012 Request (\$000)	FY 2013 Net Annualization (change from 2012) (\$000)	FY 2014 Net Annualization (change from 2013) (\$000)
Total Personnel					

Non-Personnel Decrease Cost Summary

Non-Personnel Item	Unit Cost	Quantity	FY 2012 Request (\$000)	FY 2013 Net Annualization (Change from 2012) (\$000)	FY 2014 Net Annualization (Change from 2013) (\$000)
Total Non-Personnel			-\$51,000		

Total Request for this Item

	Pos	Agt/ Atty	FTE	Personnel (\$000)	Non-Personnel (\$000)	Total (\$000)	FY 2013 Net Annualization (Change from 2012) (\$000)	FY 2014 Net Annualization (Change from 2013) (\$000)
Current Services					\$161,000	\$161,000		
Decreases					-\$51,000	-\$51,000		
Grand Total					\$110,000	\$110,000		

6. Offset Requests by Item

Item Name:	John R. Justice Loan Repayment Program
Budget Appropriation:	State and Local Law Enforcement Assistance
Strategic Goals & Objectives:	DOJ Strategic Goal 3, Objective 3.6 OJP Strategic Goal 2, Objective 2.1
Organizational Program:	Bureau of Justice Assistance
Ranking:	62 of 63
Program Offset:	Positions 0 FTE 0 Dollars -\$10,000,000

Description of Item

The FY 2012 President's Budget does not request funding for the John R. Justice Grant program, a decrease of \$10.0 million from the FY 2011 Continuing Resolution level. This program, administered by OJP's Bureau of Justice Assistance (BJA), addresses the need for financial assistance to support attorneys serving as prosecutor and public defenders. It provides loan repayment assistance for federal, state, and local public defenders and local and state prosecutors who commit to continued employment as public defenders and prosecutors for at least three years. The goal of this program is to provide for the fair administration of justice through the recruitment and retention of a sufficient number of qualified local, state, and federal prosecutors and public defenders by providing loan repayment assistance for public defenders and prosecutors.

Justification

Despite the importance of the needs here, tight budgets did not allow all programs to be included in the President's Budget. The Administration and Congress share concern about the current state of the nation's economy. The President's Budget reflects the President's commitment to cutting the deficit and restoring fiscal sustainability. This is a significant challenge, which required the Administration to make very difficult funding decisions across the Federal government, including redirecting resources from some existing programs to address the most urgent national priorities.

Impact on Performance

This initiative supports DOJ Strategic Objective 3.6: *Promote and strengthen innovative strategies in the administration of state and local justice systems*, as well as OJP Strategic Objective 2.1: *Improve the adjudication of state, local, and tribal laws*.

Funding
(Dollars in Thousands)

Base Funding

FY 2010 Enacted (w/resc./supps)				FY 2011 CR				FY 2012 Current Services			
Pos	Agt/ Atty	FTE	\$(000)	Pos	Agt/ Atty	FTE	\$(000)	Pos	Agt/ Atty	FTE	\$(000)
			\$10,000				\$10,000				\$10,000

Personnel Reduction Cost Summary

Type of Position	Modular Cost per Position (\$000)	Number of Positions Requested	FY 2012 Request (\$000)	FY 2013 Net Annualization (change from 2012) (\$000)	FY 2014 Net Annualization (change from 2013) (\$000)
Total Personnel					

Non-Personnel Reduction Cost Summary

Non-Personnel Item	Unit Cost	Quantity	FY 2012 Request (\$000)	FY 2013 Net Annualization (Change from 2012) (\$000)	FY 2014 Net Annualization (Change from 2013) (\$000)
Total Non-Personnel			-\$10,000		

Total Request for this Item

	Pos	Agt/ Atty	FTE	Personnel (\$000)	Non-Personnel (\$000)	Total (\$000)	FY 2013 Net Annualization (Change from 2012) (\$000)	FY 2014 Net Annualization (Change from 2013) (\$000)
Current Services					\$10,000	\$10,000		
Decreases					-\$10,000	-\$10,000		
Grand Total					\$0	\$0		

6. Offset Requests by Item

Item Name:	Regional Information Sharing System
Budget Appropriation:	State and Local Law Enforcement Assistance
Strategic Goals & Objectives:	DOJ Strategic Goal 2, Objective 2.1 OJP Strategic Goal 1, Objective 1.2
Organizational Program:	Bureau of Justice Assistance
Ranking:	63 of 63
Program Offset:	Positions 0 FTE 0 Dollars -\$27,500,000

Description of Item

In FY 2012, OJP requests \$17.5 million for the Regional Information Sharing System (RISS), a decrease of \$27.5 million from the FY 2011 Continuing Resolution level. RISS provides a secure network for sharing law enforcement information among federal, state, local, and tribal law enforcement agencies, while maintaining local control over the data to be shared. In addition to secure information sharing, the six regional centers that make up the RISS network (RISSNET) also provide investigative and intelligence analysis support; equipment sharing; investigative funds support; criminal activity bulletins and publications; training; and technical assistance to state, local, and tribal law enforcement agencies participating in the system.

RISSNET provides a robust communication backbone and infrastructure for sharing between over 80 local, state, federal, and regional systems. This enables a single query by all RISS members from all levels of government which includes over 8,000 law enforcement and criminal justice agencies. The query can access the databases located at the six regional RISS centers and the other intelligence systems who have agreed to share their information and intelligence.

Justification

Although OJP grants are currently the primary source of financial support for RISS, the system does have authority to charge user fees to support its work. OJP will continue to work with the regional RISS centers to explore the expanded use of user fees or other appropriate grant funding to support the continuation of the this program.

The Administration had to make very difficult funding decisions across the Federal government, including redirecting resources from some existing programs to address the most urgent national priorities.

Impact on Performance

This program supports DOJ Strategic Objective 2.1: *Strengthen partnerships for safer communities, and enhance the Nation's capacity to prevent, solve, and control crime.* The program also corresponds with OJP Strategic Objective 1.2: *Enhance the capabilities of jurisdictions to share information.*

Funding
(Dollars in Thousands)

Base Funding

FY 2010 Enacted (w/resc./supps)				FY 2011 CR				FY 2012 Current Services			
Pos	Agt/ Atty	FTE	\$(000)	Pos	Agt/ Atty	FTE	\$(000)	Pos	Agt/ Atty	FTE	\$(000)
			\$45,000 *				\$45,000 *				\$45,000

*In FYs 2010 and 2011, funding for the RISS program was appropriated to OJP's Justice Assistance account rather than the State and Local Law Enforcement Assistance (SLLEA) account.

Personnel Reduction Cost Summary

Type of Position	Modular Cost per Position (\$000)	Number of Positions Requested	FY 2012 Request (\$000)	FY 2013 Net Annualization (change from 2012) (\$000)	FY 2014 Net Annualization (change from 2013) (\$000)
Total Personnel					

Non-Personnel Reduction Cost Summary

Non-Personnel Item	Unit Cost	Quantity	FY 2012 Request (\$000)	FY 2013 Net Annualization (Change from 2012) (\$000)	FY 2014 Net Annualization (Change from 2013) (\$000)
Total Non-Personnel			-\$27,500		

Total Request for this Item

	Pos	Agt/ Atty	FTE	Personnel (\$000)	Non-Personnel (\$000)	Total (\$000)	FY 2013 Net Annualization (Change from 2012) (\$000)	FY 2014 Net Annualization (Change from 2013) (\$000)
Current Services					\$45,000	\$45,000		
Decreases					-\$27,500	-\$27,500		
Grand Total					\$17,500	\$17,500		

VII. Exhibits